

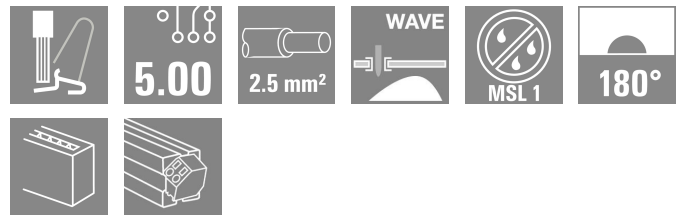

**MTS 5/06 V T4 B T**

**Weidmüller Interface GmbH & Co. KG**  
 Klingenbergstraße 26  
 D-32758 Detmold  
 Germany

www.weidmueller.com

**Product image**

**SNAP IN** 



**General ordering data**

|              |  |
|--------------|--|
| Version      | Printed circuit board terminals, PCB terminal, THT solder connection, Pitch in mm (P): 5.00 mm, Number of poles: 6, Tube |
| Order No.    | <a href="#">2913750000</a>   |
| Type         | MTS 5/06 V T4 B T  |
| GTIN (EAN)   | 4099986539747  |
| Qty.         | 16 items   |
| Product data | IEC: 400 V / 32 A / 0.5 - 4 mm <sup>2</sup><br>UL: 300 V / 18.5 A / AWG 20 - AWG 12                                      |
| Packaging    | Tube   |

## MTS 5/06 V T4 B T

Weidmüller Interface GmbH & Co. KG  
Klingenbergstraße 26  
D-32758 Detmold  
Germany

www.weidmueller.com

## Technical data

## Approvals

Approvals



ROHS Conform  
UL File Number Search [UL Website](#)  
Certificate No. (cURus) E60693

## Dimensions and weights

|                          |             |                 |             |
|--------------------------|-------------|-----------------|-------------|
| Depth                    | 13.2 mm     | Depth (inches)  | 0.5197 inch |
| Height                   | 22.35 mm    | Height (inches) | 0.8799 inch |
| Height of lowest version | 18.85 mm    | Width           | 32.3 mm     |
| Width (inches)           | 1.2717 inch | Net weight      | 15.57 g     |

## Temperatures

|                     |                |                          |                  |
|---------------------|----------------|--------------------------|------------------|
| Ambient temperature | -50 °C...80 °C | Installation temperature | -50 °C to +70 °C |
|---------------------|----------------|--------------------------|------------------|

## Environmental Product Compliance

RoHS Compliance Status Compliant without exemption  
REACH SVHC No SVHC above 0.1 wt%

## System parameters

|  |                          |       |  |
|--|--------------------------|-------|--|
| Product family                               | OMNIMATE 4.0             |       |  |
| Wire connection method                       | SNAP IN with push button |       |  |
| Property, clamping point                     | WireReady                |       |  |
| Mounting onto the PCB                        | THT solder connection    |       |  |
| Conductor outlet direction                   | 180°                     |       |  |
| Pitch in mm (P)                              | 5.00 mm                  |       |  |
| Pitch in inches (P)                          | 0.197 "                  |       |  |
| Number of poles                              | 6                        |       |  |
| Pin series quantity                          | 1                        |       |  |
| Number of rows                               | 1                        |       |  |
| Solder pin length (l)                        | 3.5 mm                   |       |  |
| Solder pin dimensions                        | 0.6 x 0.8 mm             |       |  |
| Solder eyelet hole diameter (D)              | 1.3 mm                   |       |  |
| Solder eyelet hole diameter tolerance (D)    | + 0,1 mm                 |       |  |
| Number of solder pins per pole               | 2                        |       |  |
| Stripping length                             | 9 mm                     |       |  |
| Stripping length tolerance                   | min.                     | 8 mm  |  |
|  | max.                     | 10 mm |  |
| L1 in mm                                     | 25.00 mm                 |       |  |
| L1 in inches                                 | 0.984 "                  |       |  |
| Touch-safe protection acc. to DIN VDE 0470   | IP 20                    |       |  |
| Touch-safe protection acc. to DIN VDE 57 106 | Safe from finger touch   |       |  |
| Protection degree                            | IP20                     |       |  |

## Material data

|                        |          |                           |       |
|------------------------|----------|---------------------------|-------|
| Insulating material    | PA 9T    | Colour                    | black |
| Colour chart (similar) | RAL 9011 | Insulating material group | I     |

## MTS 5/06 V T4 B T

**Weidmüller Interface GmbH & Co. KG**

Klingenbergstraße 26  
D-32758 Detmold  
Germany

www.weidmueller.com

## Technical data

|                                  |        |                             |          |
|----------------------------------|--------|-----------------------------|----------|
| Comparative Tracking Index (CTI) | ≥ 600  | Moisture Level (MSL)        | 1        |
| UL 94 flammability rating        | V-0    | Contact material            | Cu-alloy |
| Contact surface                  | tinned | Tinning type                | matt     |
| Storage temperature, min.        | -25 °C | Storage temperature, max.   | 55 °C    |
| Operating temperature, min.      | -50 °C | Operating temperature, max. | 80 °C    |

### Conductors suitable for connection

|   |  |                              |                             |
|---|--|------------------------------|-----------------------------|
| Clamping range, min.                            | 0.34 mm <sup>2</sup>                   |                              |                             |
| Clamping range, max.                            | 4 mm <sup>2</sup>                      |                              |                             |
| Wire connection cross section AWG, min.         | AWG 20                                 |                              |                             |
| Wire connection cross section AWG, max.         | AWG 12                                 |                              |                             |
| Solid, min. H05(07) V-U                         | 0.5 mm <sup>2</sup>                    |                              |                             |
| Solid, max. H05(07) V-U                         | 2.5 mm <sup>2</sup>                    |                              |                             |
| Flexible, min. H05(07) V-K                      | 0.5 mm <sup>2</sup>                    |                              |                             |
| Flexible, max. H05(07) V-K                      | 4 mm <sup>2</sup>                      |                              |                             |
| w. plastic collar ferrule, DIN 46228 pt 4, min. | 0.34 mm <sup>2</sup>                   |                              |                             |
| w. plastic collar ferrule, DIN 46228 pt 4, max. | 2.5 mm <sup>2</sup>                    |                              |                             |
| w. wire end ferrule, DIN 46228 pt 1, min.       | 0.5 mm <sup>2</sup>                    |                              |                             |
| w. wire end ferrule, DIN 46228 pt 1, max.       | 2.5 mm <sup>2</sup>                    |                              |                             |
| Outer diameter of insulation, max.              | 4.00 mm                                |                              |                             |
| Clampable conductor                             | Cross-section for conductor connection | nominal                      | 0.34 mm                     |
|   | wire end ferrule                       | Stripping length             | nominal 10 mm               |
|   |  | Recommended wire-end ferrule | <a href="#">H0.34/12 TK</a> |
|   |  | Recommended wire-end ferrule |                             |
|   | Cross-section for conductor connection | nominal                      | 0.5 mm <sup>2</sup>         |
|   | wire end ferrule                       | Stripping length             | nominal 12 mm               |
|   |  | Recommended wire-end ferrule | <a href="#">H0.5/16 OR</a>  |
|   |  | Stripping length             | nominal 10 mm               |
|   |  | Recommended wire-end ferrule | <a href="#">H0.5/10</a>     |
|   | Cross-section for conductor connection | nominal                      | 0.75 mm <sup>2</sup>        |
|   | wire end ferrule                       | Stripping length             | nominal 12 mm               |
|   |  | Recommended wire-end ferrule | <a href="#">H0.75/16 W</a>  |
|   |  | Stripping length             | nominal 10 mm               |
|   |  | Recommended wire-end ferrule | <a href="#">H0.75/10</a>    |
|   | Cross-section for conductor connection | nominal                      | 1 mm <sup>2</sup>           |
|   | wire end ferrule                       | Stripping length             | nominal 12 mm               |
|   |  | Recommended wire-end ferrule | <a href="#">H1.0/16 GE</a>  |
|   |  | Stripping length             | nominal 10 mm               |
|   |  | Recommended wire-end ferrule | <a href="#">H1.0/10</a>     |
|   | Cross-section for conductor connection | nominal                      | 1.5 mm <sup>2</sup>         |
|   | wire end ferrule                       | Stripping length             | nominal 12 mm               |
|   |  | Recommended wire-end ferrule | <a href="#">H1.5/16 R</a>   |
|   |  | Stripping length             | nominal 10 mm               |
|   |  | Recommended wire-end ferrule | <a href="#">H1.5/10</a>     |
| Cross-section for conductor connection          | nominal                                | 2.5 mm <sup>2</sup>          |                             |

## MTS 5/06 V T4 B T

**Weidmüller Interface GmbH & Co. KG**

Klingenbergstraße 26  
D-32758 Detmold  
Germany

www.weidmueller.com

## Technical data

wire end ferrule

|                              |                             |       |
|------------------------------|-----------------------------|-------|
| Stripping length             | nominal                     | 10 mm |
| Recommended wire-end ferrule | <a href="#">H2,5/15D BL</a> |       |
| Stripping length             | nominal                     | 10 mm |
| Recommended wire-end ferrule | <a href="#">H2,5/10</a>     |       |

### Rated data acc. to IEC

|   |                        |   |       |
|---|------------------------|---|-------|
| tested acc. to standard   | IEC 60664-1, IEC 61984 | Rated current, min. number of poles (Tu=20°C)                         | 32 A  |
| Rated current, max. number of poles (Tu=20°C)                             | 32 A                   | Rated current, min. number of poles (Tu=40°C)                         | 32 A  |
| Rated current, max. number of poles (Tu=40°C)                             | 32 A                   | Rated voltage for surge voltage class / pollution degree II/2         | 400 V |
| Rated voltage for surge voltage class / pollution degree III/2            | 400 V                  | Rated voltage for surge voltage class / pollution degree III/3        | 250 V |
| Rated impulse voltage for surge voltage class/ pollution degree II/2      | 4 kV                   | Rated impulse voltage for surge voltage class/ pollution degree III/2 | 4 kV  |
| Rated impulse voltage for surge voltage class/ contamination degree III/3 | 4 kV                   |   |       |

### Rated data acc. to CSA

|                               |        |                               |        |
|-------------------------------|--------|-------------------------------|--------|
| Wire cross-section, AWG, min. | AWG 20 | Wire cross-section, AWG, max. | AWG 12 |
|-------------------------------|--------|-------------------------------|--------|

### Rated data acc. to UL 1059

|                                       |        |                                       |  |
|---------------------------------------|--------|---------------------------------------|--|
| Institute (cURus)                     | CURUS  | Certificate No. (cURus)               | E60693   |
| Rated voltage (Use group B / UL 1059) | 300 V  | Rated voltage (Use group D / UL 1059) | 300 V  |
| Rated voltage (Use group F / UL 1059) | 420 V  | Rated current (Use group B / UL 1059) | 18.5 A   |
| Rated current (Use group D / UL 1059) | 10 A   | Wire cross-section, AWG, min.         | AWG 20   |
| Wire cross-section, AWG, max.         | AWG 12 | Creepage distance, min.               | 5.6 mm   |
| Clearance distance, min.              | 4 mm   | Reference to approval values          | Specifications are maximum values, details - see approval certificate. |

### Important note

|                |  |
|----------------|--|
| IPC conformity | Conformity: The products are developed, manufactured and delivered according international recognized standards and norms and comply with the assured properties in the data sheet resp. fulfill decorative properties in accordance with IPC-A-610 "Class 2". Further claims on the products can be evaluated on request.   |
| Notes          | <ul style="list-style-type: none"> <li>Rated current related to rated cross-section &amp; min. No. of poles.</li> <li>P on drawing = pitch</li> <li>Rated data refer only to the component itself. Clearance and creepage distances to other components are to be designed in accordance with the relevant application standards.</li> <li>During transport, it may rarely occur that the clamping points are already closed. The products remain fully functional. To reactivate the SNAP IN function, please press the activation button.</li> <li>Long term storage of the product with average temperature of 50 °C and maximum humidity 70%, 36 months</li> </ul> |

### Classifications

|             |             |             |             |
|-------------|-------------|-------------|-------------|
| ETIM 8.0    | EC002643    | ETIM 9.0    | EC002643    |
| ETIM 10.0   | EC002643    | ECLASS 14.0 | 27-46-01-01 |
| ECLASS 15.0 | 27-46-01-01 |             |             |

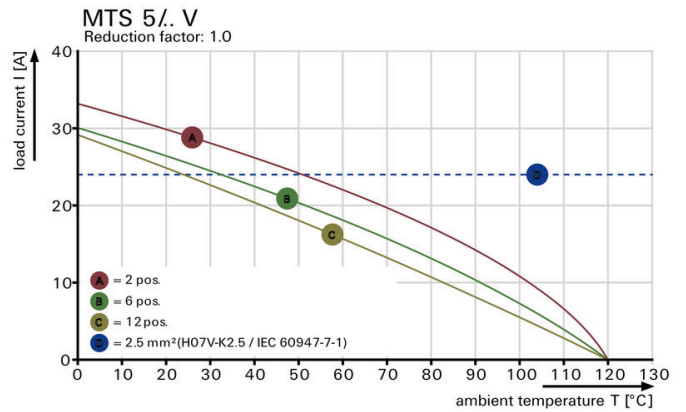
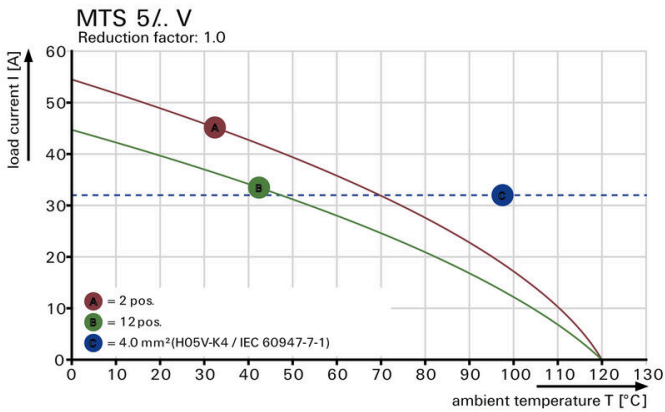
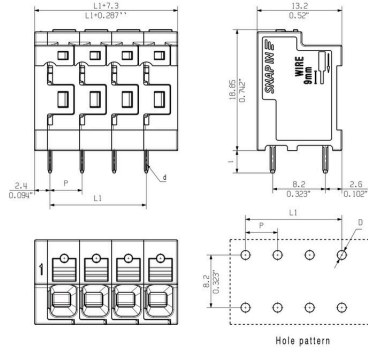
MTS 5/06 V T4 B T

Weidmüller Interface GmbH & Co. KG  
 Klingenbergstraße 26  
 D-32758 Detmold  
 Germany

Drawings

www.weidmueller.com

Product image




**MTS 5/06 V T4 B T**

**Weidmüller Interface GmbH & Co. KG**  
 Klingenbergstraße 26  
 D-32758 Detmold  
 Germany

www.weidmueller.com

**Accessories**

**Slotted screwdriver**



Slotted screwdriver with rounded blade SD DIN 5265, ISO 2380/2, output to DIN 5264, ISO 2380/1. ChromTop tip, SoftFinish grip

**General ordering data**

|            |                            |   |  |
|------------|----------------------------|---|--|
| Type       | SDS 0.6X3.5X100            | Version   |  |
| Order No.  | <a href="#">2749340000</a> | Screwdriver, Blade width (B): 3.5 mm, Blade length: 100 mm, Blade thickness (A): 0.6 mm |  |
| GTIN (EAN) | 4050118895568              |   |  |
| Qty.       | 1 ST                       |   |  |
| Type       | SDIS 0.6X3.5X100           | Version   |  |
| Order No.  | <a href="#">2749810000</a> | Screwdriver, Blade width (B): 3.5 mm, Blade length: 100 mm, Blade thickness (A): 0.6 mm |  |
| GTIN (EAN) | 4050118897012              |   |  |
| Qty.       | 1 ST                       |   |  |