Data sheet

A4C 6 PE DL

Weidmüller Interface GmbH & Co. KG
Klingenbergstraße 26
D-32758 Detmold
Germany

www.weidmueller.com



To feed through power, signal, and data is the classical requirement in electrical engineering and panel building. The insulating material, the connection system and the design of the terminal blocks are the differentiating features. A feed-through terminal block is suitable for joining and/or connecting one or more conductors. They could have one or more connection levels that are on the same potential or insulated against one another.

General ordering data

Version	PE terminal, PUSH IN, 6 mm², Green/yellow
Order No.	2881540000
Type	A4C 6 PE DL
GTIN (EAN)	4064675674221
Qty.	50 items

A4C 6 PE DL

Weidmüller Interface GmbH & Co. KG
Klingenbergstraße 26
D-32758 Detmold
Germany

www.weidmueller.com

Technical data

Approvals

Approvals	
ROHS	Conform
UL File Number Search	UL Website
Certificate No. (cURus)	E60693

Dimensions and weights

Depth	45.5 mm	Depth (inches)	1.7913 inch
Height	102 mm	Height (inches)	4.0157 inch
Width	8.1 mm	Width (inches)	0.3189 inch
Net weight	29.34 g		

Temperatures

Storage temperature	-25 °C...55 °C	Ambient temperature	-60 °C...85 °C
Continuous operating temp., min.	-60 °C	Continuous operating temp., max.	130 °C

Environmental Product Compliance

RoHS Compliance Status	Compliant without exemption
REACH SVHC	No SVHC above 0.1 wt%

Material data

Basic material	Wemid	Colour	Green/yellow
Colour of operational elements	orange	UL 94 flammability rating	V-0

Rating data IECEx/ATEX

Certificate No. (ATEX)	TUEV16ATEX7909U	Certificate No. (IECEX)	IECEXTUR16.0036U
Wire cross section max. (ATEX)	6 mm²	Wire cross section max. (IECEX)	6 mm²

System specifications

End cover plate required	Yes	Number of potentials	1
Number of levels	1	Number of clamping points per level	4
Number of potentials per tier	1	Levels cross-connected internally	No
PE connection	Yes	Mounting rail	TS 35
N-function	No	PE function	Yes
PEN function	No		

Additional technical data

Open sides	right	Snap-on	Yes
Type of fixing	TS 35	Explosion-tested version	No
Type of mounting	TS 35		

Weidmüller Interface GmbH & Co. KG
Klingenbergstraße 26
D-32758 Detmold
Germany

www.weidmueller.com

Technical data

Conductors for clamping (additional connection)

Connection type, additional connection	PUSH IN

Conductors for clamping (rated connection)

Gauge to IEC 60947-1	A5		
Wire connection cross section AWG, max.	AWG 8		
Connection direction	top		
Stripping length	12 mm		
Type of connection	PUSH IN		
Number of connections	4		
Clamping range, max.	10 mm²		
Clamping range, min.	0.34 mm²		
Blade size	1.0 x 5.5 mm		
Wire connection cross section AWG, min.	AWG 22		
Wire connection cross-section, finely stranded with wire-end ferrules DIN 46228/4, max.	6 mm²		
Wire connection cross-section, finely stranded with wire-end ferrules DIN 46228/4, min.	0.34 mm²		
Wire connection cross-section, finely stranded with wire-end ferrules DIN 46228/1, max.	10 mm²		
Wire connection cross-section, finely stranded with wire-end ferrules DIN 46228/1, min.	0.34 mm²		
Wire connection cross section, finely stranded, max.	10 mm²		
Wire connection cross section, finely stranded, min.	0.34 mm²		
Connection cross-section, stranded, max.	6 mm²		
Connection cross-section, stranded, min.	0.34 mm²		
Twin wire-end ferrules, max.	1.5 mm²		
Twin wire-end ferrules, min.	0.5 mm²		
Wire connection cross-section, solid core, max.	6 mm²		
Wire connection cross-section, solid core, min.	0.34 mm²		
Connection cross-section, finely stranded, min.	0.34 mm²		
Tube length for wire-end ferrule with plastic collar DIN 46228/4	Tube length	min.	10 mm
		max.	12 mm
	Cross-section for conductor connection	min.	0.5 mm²
		max.	1 mm²
	Tube length	min.	10 mm
		max.	18 mm
	Cross-section for conductor connection	nominal	1.5 mm²
	Tube length	min.	12 mm
		max.	18 mm
	Cross-section for conductor connection	nominal	2.5 mm²
	Tube length	min.	10 mm
		max.	18 mm
	Cross-section for conductor connection	min.	4 mm²
		max.	6 mm²
Tube length for twin wire-end ferrule	Tube length	min.	10 mm

Weidmüller Interface GmbH & Co. KG
Klingenbergstraße 26
D-32758 Detmold
Germany

www.weidmueller.com

Technical data

		max.	12 mm
	Cross-section for conductor connection	nominal	0.5 mm²
	Tube length	min.	10 mm
		max.	18 mm
	Cross-section for conductor connection	nominal	0.75 mm²
	Tube length	min.	12 mm
		max.	18 mm
	Cross-section for conductor connection	min.	1 mm²
		max.	1.5 mm²
Tube length for wire-end ferrule without plastic collar DIN 46228/1	Tube length	nominal	10 mm
	Cross-section for conductor connection	min.	0.5 mm²
		max.	1 mm²
	Tube length	min.	10 mm
	Cross-section for conductor connection	min.	1.5 mm²
		max.	2.5 mm²
	Tube length	min.	12 mm
		max.	18 mm
	Cross-section for conductor connection	nominal	4 mm²
	Tube length	min.	10 mm
		max.	18 mm
	Cross-section for conductor connection	min.	6 mm²
		max.	10 mm²
Tube length for wire-end ferrule with plastic collar acc. to cross-section	Cross-section, min.	0.5 mm²	
	Cross-section, max.	1 mm²	
	Tube length, min.	10 mm	
	Tube length, max.	12 mm	
	Cross-section, min.	1.5 mm²	
	Cross-section, max.	1.5 mm²	
	Tube length, min.	10 mm	
	Tube length, max.	18 mm	
	Cross-section, min.	2.5 mm²	
	Cross-section, max.	2.5 mm²	
	Tube length, min.	12 mm	
	Tube length, max.	18 mm	
	Cross-section, min.	4 mm²	
	Cross-section, max.	6 mm²	
	Tube length, min.	10 mm	
	Tube length, max.	18 mm	
Tube length for wire-end ferrule without plastic collar acc. to cross-section	Cross-section, min.	0.5 mm²	
	Cross-section, max.	1 mm²	
	Tube length, min.	10 mm	
	Tube length, max.	10 mm	
	Cross-section, min.	1.5 mm²	
	Cross-section, max.	2.5 mm²	
	Tube length, min.	10 mm	
	Tube length, max.	18 mm	
	Cross-section, min.	4 mm²	
	Cross-section, max.	4 mm²	
	Tube length, min.	12 mm	
	Tube length, max.	18 mm	
	Cross-section, min.	6 mm²	
	Cross-section, max.	6 mm²	
	Tube length, min.	10 mm	
	Tube length, max.	18 mm	
Tube length for twin wire-end ferrule acc. to cross-section	Cross-section, min.	0.5 mm²	
	Cross-section, max.	0.5 mm²	
	Tube length, min.	10 mm	
	Tube length, max.	12 mm	

Weidmüller Interface GmbH & Co. KG
Klingenbergstraße 26
D-32758 Detmold
Germany

www.weidmueller.com

Technical data

Cross-section, min.	0.75 mm²
Cross-section, max.	0.75 mm²
Tube length, min.	10 mm
Tube length, max.	18 mm
Cross-section, min.	1 mm²
Cross-section, max.	1.5 mm²
Tube length, min.	10 mm
Tube length, max.	18 mm

General

Wire connection cross section AWG, max.	AWG 8	Wire connection cross section AWG, min.	AWG 22
Standards	IEC 60947-7-2	Mounting rail	TS 35

Rating data

Rated cross-section	6 mm²	Rated voltage to adjoining terminal	800 V
Rated DC voltage	800 V	Current at maximum wires	41 A
Standards	IEC 60947-7-2	Volume resistance according to IEC 60947-7-x	0.78 mΩ
Rated impulse withstand voltage	8 kV	Power loss in accordance with IEC 60947-7-x	1.31 W
Surge voltage category	III	Pollution severity	3

UL rating data

Conductor size Factory wiring max. (cURus)	8 AWG	Certificate No. (cURus)	E60693
Conductor size Field wiring min. (cURus)	22 AWG	Conductor size Factory wiring min. (cURus)	22 AWG
Conductor size Field wiring max. (cURus)	8 AWG		

Classifications

ETIM 8.0	EC000901	ETIM 9.0	EC000901
ETIM 10.0	EC000901	ECLASS 14.0	27-25-01-03
ECLASS 15.0	27-25-01-03		

A4C 6 PE DL

Weidmüller Interface GmbH & Co. KG
Klingenbergstraße 26
D-32758 Detmold
Germany

www.weidmueller.com

Drawings

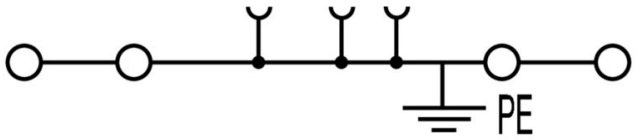

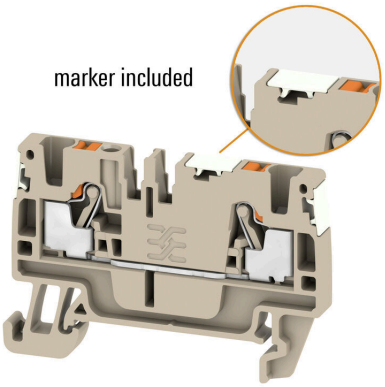

Weidmüller Interface GmbH & Co. KG
Klingenbergstraße 26
D-32758 Detmold
Germany

www.weidmueller.com

Accessories

End plates and partition plates

Partition plates and end plates are essential accessories for terminal blocks. Partition plates provide optical and electrical separation of different potentials and functional groups, increasing safety and ensuring a clear structure inside the control cabinet. End plates close the terminal block row on the sides, protect against contact with live parts, and ensure a clean, stable finish. Both components are precisely matched to the respective Weidmüller terminal block series, contributing to safe, compliant, and professional wiring.

General ordering data

Type	AEP 4C 6	Version
Order No.	2876180000	A-series, End plate
GTIN (EAN)	4064675663072	
Qty.	50 ST	
Type	AEP 4C 6 BL	Version
Order No.	2876190000	A-series, End plate
GTIN (EAN)	4064675663089	
Qty.	50 ST	
Type	AEP 4C 6 OR	Version
Order No.	2876200000	A-series, End plate
GTIN (EAN)	4064675663096	
Qty.	50 ST	

Cross-connections

The distribution or multiplication of a potential to adjoining terminal blocks is realized via a cross-connection. Additional wiring effort can be easily avoided. Even if the poles are broken out, contact reliability in the terminal blocks is still ensured. Our portfolio offers pluggable and screwable cross-connection systems for modular terminal blocks.

General ordering data

Type	ZQV 6N/10	Version
Order No.	2733970000	Cross-connector (terminal), Plugged, orange, 41 A, Number of poles:
GTIN (EAN)	4064675066811	10, Pitch in mm (P): 8.00, Insulated: Yes, Width: 3.1 mm
Qty.	20 ST	
Type	ZQV 6N/6	Version
Order No.	2733950000	Cross-connector (terminal), Plugged, orange, 41 A, Number of poles:
GTIN (EAN)	4064675066699	6, Pitch in mm (P): 8.00, Insulated: Yes, Width: 3.1 mm
Qty.	20 ST	
Type	ZQV 6N/7	Version
Order No.	2733960000	Cross-connector (terminal), Plugged, orange, 41 A, Number of poles:
GTIN (EAN)	4064675066804	7, Pitch in mm (P): 8.00, Insulated: Yes, Width: 3.1 mm
Qty.	20 ST	

Weidmüller Interface GmbH & Co. KG
Klingenbergstraße 26
D-32758 Detmold
Germany

www.weidmueller.com

Accessories

Type	ZQV 6N/10 BL	Version
Order No.	2786910000	Cross-connector (terminal), Plugged, blue, 41 A, Number of poles: 10,
GTIN (EAN)	4064675064602	Pitch in mm (P): 8.00, Insulated: Yes, Width: 78.7 mm
Qty.	20 ST	
Type	ZQV 6N/2	Version
Order No.	1985740000	Cross-connector (terminal), Plugged, orange, 41 A, Number of poles:
GTIN (EAN)	4050118370362	2, Pitch in mm (P): 8.00, Insulated: Yes, Width: 13.7 mm
Qty.	60 ST	
Type	ZQV 6N/3	Version
Order No.	1985760000	Cross-connector (terminal), Plugged, orange, 41 A, Number of poles:
GTIN (EAN)	4050118370263	3, Pitch in mm (P): 8.00, Insulated: Yes, Width: 21.8 mm
Qty.	60 ST	
Type	ZQV 6N/3 BL	Version
Order No.	1985840000	Cross-connector (terminal), Plugged, blue, 41 A, Number of poles: 3,
GTIN (EAN)	4050118370379	Pitch in mm (P): 8.00, Insulated: Yes, Width: 21.8 mm
Qty.	60 ST	
Type	ZQV 6N/4	Version
Order No.	1985780000	Cross-connector (terminal), Plugged, orange, 41 A, Number of poles:
GTIN (EAN)	4050118370287	4, Pitch in mm (P): 8.00, Insulated: Yes, Width: 29.9 mm
Qty.	60 ST	
Type	ZQV 6N/4 BL	Version
Order No.	1985850000	Cross-connector (terminal), Plugged, blue, 41 A, Number of poles: 4,
GTIN (EAN)	4050118370447	Pitch in mm (P): 8.00, Insulated: Yes, Width: 29.9 mm
Qty.	60 ST	
Type	ZQV 6N/6 BL	Version
Order No.	2786890000	Cross-connector (terminal), Plugged, blue, 41 A, Number of poles: 6,
GTIN (EAN)	4064675064572	Pitch in mm (P): 8.00, Insulated: Yes, Width: 46.3 mm
Qty.	20 ST	
Type	ZQV 6N/7 BL	Version
Order No.	2786900000	Cross-connector (terminal), Plugged, blue, 41 A, Number of poles: 7,
GTIN (EAN)	4064675064596	Pitch in mm (P): 8.00, Insulated: Yes, Width: 54.4 mm
Qty.	20 ST	
Type	ZQV 6N/2 BL	Version
Order No.	1985830000	Cross-connector (terminal), Plugged, blue, 41 A, Number of poles: 2,
GTIN (EAN)	4050118370232	Pitch in mm (P): 8.00, Insulated: Yes, Width: 13.7 mm
Qty.	60 ST	

Testadapter and testsockets



Test adapters and test plugs are used for the electrical connection between terminal blocks and the test equipment. In this way, an electrical contact can be established in the wired state and measurements can be done easily.

Weidmüller Interface GmbH & Co. KG
Klingenbergstraße 26
D-32758 Detmold
Germany

www.weidmueller.com

Accessories

General ordering data

Type	ATPG 6 MI-R	Version
Order No.	1991930000	Test adapter (terminal), 1.5 mm², 250 V, 0.2 A
GTIN (EAN)	4050118376555	
Qty.	50 ST	

End bracket



Weidmüller's range of products includes end brackets that guarantee a permanent, reliable mounting on the terminal rail and prevent sliding. Versions with and without screws are available. The end brackets include marking options, also for group markers, and also a test plug holder.

General ordering data

Type	AEB 35 SC/1	Version
Order No.	1991920000	A-series, End bracket
GTIN (EAN)	4050118376722	
Qty.	50 ST	

Testadapter and testsockets

Test adapters and test plugs are used for the electrical connection between terminal blocks and the test equipment. In this way, an electrical contact can be established in the wired state and measurements can be done easily.

General ordering data

Type	ATPG 1.5-10 L	Version
Order No.	1991890000	Test adapter (terminal), 1.5 mm², 250 V, 0.2 A
GTIN (EAN)	4050118376647	
Qty.	50 ST	

Weidmüller Interface GmbH & Co. KG
Klingenbergstraße 26
D-32758 Detmold
Germany

www.weidmueller.com

Accessories

Accessories

Accessories for testing and measuring equipment

General ordering data

Type	ZUB MULTIMETER	Version
Order No.	9205270000	Multimeter
GTIN (EAN)	4032248723522	
Qty.	1 ST	

End bracket



Weidmüller's range of products includes end brackets that guarantee a permanent, reliable mounting on the terminal rail and prevent sliding. Versions with and without screws are available. The end brackets include marking options, also for group markers, and also a test plug holder.

General ordering data

Type	AEB 35 SC/1 BK	Version
Order No.	2475310000	A-series, End bracket
GTIN (EAN)	4050118487114	
Qty.	50 ST	

End plates and partition plates

Partition plates and end plates are essential accessories for terminal blocks. Partition plates provide optical and electrical separation of different potentials and functional groups, increasing safety and ensuring a clear structure inside the control cabinet. End plates close the terminal block row on the sides, protect against contact with live parts, and ensure a clean, stable finish. Both components are precisely matched to the respective Weidmüller terminal block series, contributing to safe, compliant, and professional wiring.

General ordering data

Type	APP 2	Version
Order No.	2489090000	A-series, Partition plate
GTIN (EAN)	4050118499308	
Qty.	50 ST	

Weidmüller Interface GmbH & Co. KG
Klingenbergstraße 26
D-32758 Detmold
Germany

www.weidmueller.com

Accessories

Warning cover



Warning covers with a flash symbol provide more safety for man and machine. They are used where external voltage must be indicated within the application.

General ordering data

Type	AAM 6 YE FLASH	Version
Order No.	2635570000	A-series, Terminal marker, 13 x 8.1 mm, Pitch in mm (P): 8.00 yellow
GTIN (EAN)	4050118674514	
Qty.	40 ST	

End bracket



Weidmüller's range of products includes end brackets that guarantee a permanent, reliable mounting on the terminal rail and prevent sliding. Versions with and without screws are available. The end brackets include marking options, also for group markers, and also a test plug holder.

General ordering data

Type	AEB 35 SCL/1 V0	Version
Order No.	2661280000	A-series, End bracket
GTIN (EAN)	4050118702163	
Qty.	20 ST	
Type	AEB 35 SCL/1 V0 BK	Version
Order No.	2661300000	A-series, End bracket
GTIN (EAN)	4050118702187	
Qty.	20 ST	
Type	AEB 35 SCL/1 V0 GY	Version
Order No.	2661290000	A-series, End bracket
GTIN (EAN)	4050118702170	
Qty.	20 ST	

Weidmüller Interface GmbH & Co. KG
Klingenbergstraße 26
D-32758 Detmold
Germany

www.weidmueller.com

Accessories

Slotted screwdriver

Slotted screwdriver with rounded blade SD DIN 5265, ISO 2380/2, output to DIN 5264, ISO 2380/1. ChromTop tip, SoftFinish grip

General ordering data

Type	SDS 1.0X5.5X150	Version
Order No.	2749380000	Screwdriver, Blade width (B): 5.5 mm, Blade length: 150 mm, Blade
GTIN (EAN)	4050118895605	thickness (A): 1 mm
Qty.	1 ST	

Testadapter and testsockets



Test adapters and test plugs are used for the electrical connection between terminal blocks and the test equipment. In this way, an electrical contact can be established in the wired state and measurements can be done easily.

General ordering data

Type	FZS 2/4 RT/80 SAKT4	Version
Order No.	1276300000	Plug (terminal), Plug-in connection, 2 mm², Number of connections: 2,
GTIN (EAN)	4008190026080	Number of poles: 1, Width: 9 mm
Qty.	20 ST	