

VPU AC I F 0 275/25

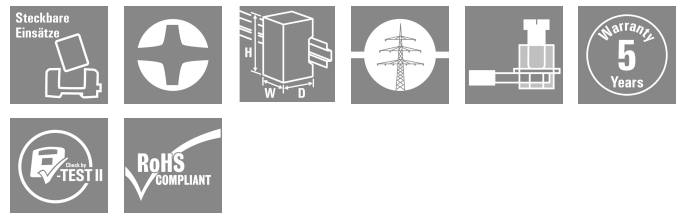
Weidmüller Interface GmbH & Co. KG

Klingenbergstraße 26

D-32758 Detmold

Germany

www.weidmueller.com



Weidmüller VPU I (Type I), VPU II (Type II) and VPU III (Type III) surge protection products effectively reduce the interference coupling that can occur due to transient surge voltages, even significantly below the limits prescribed by insulation co-ordination according to EN 60664-3 / DIN VDE 0110-3. This means that the whole installation is exposed to fewer malfunctions. The arresters are co-ordinated using technical means. This means that decoupling between Types I, II and III is unnecessary. The arresters are tested according to product standard IEC 61643-11 / DIN EN 61643-11 and can be installed in systems according to IEC 61643-12 / VDE 0675-6-12 and IEC 62305-4 / VDE 0185-4. This lightning and surge protection device is suited for installation in power supply systems. Weidmüller offers different products depending on the particular mains network type and voltage level. The VPU AC I F series is characterised by a fuse integrated in the arrester. These arresters do not require a fuse.

General ordering data

Version	Surge voltage arrester, Low voltage, Surge protection, Single-phase, TN
Order No.	2859350000
Type	VPU AC I F 0 275/25
GTIN (EAN)	4064675570578
Qty.	1 items

VPU AC I F 0 275/25

Weidmüller Interface GmbH & Co. KG

Klingenbergstraße 26

D-32758 Detmold

Germany

www.weidmueller.com

Technical data

Approvals

Approvals



ROHS Conform

Dimensions and weights

Depth	80 mm	Depth (inches)	3.1496 inch
Height	45 mm	Height (inches)	1.7716 inch
Width	36 mm	Width (inches)	1.4173 inch
Net weight	198 g		

Temperatures

Storage temperature	-40 °C...85 °C	Operating temperature	-40 °C...85 °C
Humidity	5 - 95% rel. humidity		

Environmental Product Compliance

RoHS Compliance Status	Compliant without exemption
REACH SVHC	No SVHC above 0.1 wt%

General data

Optical function display	green = OK; red = arrester is defective - replace	Segment	Power distribution
Version	Surge protection	Design	Installation housing; 2TE
UL 94 flammability rating	V-0	Colour	orange
Suitable for	Count-in installation (leakage current free)	Protection degree	IP20 in installed state
Operating altitude	≤ 2000 m		

Rated data IEC / EN

Number of poles	1	Rated voltage (AC)	240 V
Low voltage network	Single-phase, TN	Voltage type	AC
Temporary surge voltage (over-voltage) - TOV	442 V	Response time / fallback time	<100 ns
Frequency range, max.	60 Hz	Frequency range, min.	50 Hz
Suitable for	Count-in installation (leakage current free)	Standards	EN 61643-11, IEC 61643-11
Lightning test current Iimp (10/350 μs) (L-PE)	25 kA	Lightning test current, Iimp (10/350 μs) (N-PE)	25 kA
Requirements class, acc. to EN 61643-11	T1, T2	Requirements category acc. to IEC 61643-11	Type I, Type II
Max. continuous voltage, Uc (AC)	275 V	Mains voltage	230 V / 400 V
Energy coordination (≤10 m)	Type I, Type II, Type III	Discharge current In (8/20μs) wire-PE	25 kA
Discharge current I _{max} (8/20μs) wire-PE	65 kA	Protection level Up at IN (L/N-PE)	≤ 1.5 kV
Short-circuit current rating ISCCR	75 kA	Integrated back-up fuse	Yes

Connection data

Wire connection method	Plug-in connection	Wire cross-section, solid, min.	1.5 mm ²
Wire cross-section, solid, max.	35 mm ²	Wire connection cross section, finely stranded, max.	25 mm ²

VPU AC I F 0 275/25

Weidmüller Interface GmbH & Co. KG
 Klingenbergstraße 26
 D-32758 Detmold
 Germany

www.weidmueller.com

Technical data

Electrical data

Voltage type	AC
--------------	----

General data

Number of poles	1	Protection degree	IP20 in installed state
Colour	orange		

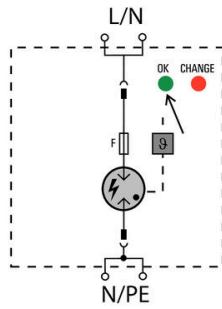
Important note

Product information	If F1 > 315A gG, then the integrated backup fuse always operates before F1
Notes	Additional tests for 100kA Isccr have been passed without certification.

Classifications

ETIM 8.0	EC001457	ETIM 9.0	EC001457
ETIM 10.0	EC001457	ECLASS 14.0	27-17-12-04
ECLASS 15.0	27-17-12-04		

Electric symbol



Schematic circuit diagram

VPU AC I F 0 275/25

Weidmüller Interface GmbH & Co. KG
 Klingenbergstraße 26
 D-32758 Detmold
 Germany

www.weidmueller.com

Accessories

Crosshead screwdriver Phillips



VDE insulated crosshead screwdriver, for Phillips screws, SDIK PH DIN 7438, ISO 8764/2-PH, output to ISO 8764-PH, SoftFinish grip

General ordering data

Type	SDIK PH1 X 80	Version	
Order No.	2749890000	Screwdriver, Blade width (B): 1 mm, 80 mm, Blade thickness (A): 1	
GTIN (EAN)	4050118897098		
Qty.	1 ST		

Slotted screwdriver




VDE insulated slot-head screwdriver, SDI DIN 7437, ISO 2380/2, drive output acc. to DIN 5264, ISO 2380/1. SoftFinish grip

General ordering data

Type	SDIS 1.0X5.5X125	Version	
Order No.	2749850000	Screwdriver, Blade width (B): 5.5 mm, Blade length: 125 mm, Blade thickness (A): 1 mm	
GTIN (EAN)	4050118897050		
Qty.	1 ST		

VPU Busbar



General ordering data

Type	VPU AC FB 16-2	Version	
Order No.	2904360000		
GTIN (EAN)	4099986009769		
Qty.	10 ST		

VPU AC I F 0 275/25

Weidmüller Interface GmbH & Co. KG
Klingenbergstraße 26
D-32758 Detmold
Germany

www.weidmueller.com

Accessories

Type	VPU AC FB 16-3	Version
Order No.	2904370000	
GTIN (EAN)	4099986009783	
Qty.	10 ST	
Type	VPU AC FB 16-4	Version
Order No.	2904380000	
GTIN (EAN)	4099986009790	
Qty.	10 ST	
Type	VPU AC FB 16-6	Version
Order No.	2904390000	
GTIN (EAN)	4099986009806	
Qty.	10 ST	
Type	VPU AC FB 16-7	Version
Order No.	2904400000	
GTIN (EAN)	4099986009813	
Qty.	10 ST	