

## VPU PV I+II 0 600 E

**Weidmüller Interface GmbH & Co. KG**

Klingenbergstraße 26

D-32758 Detmold

Germany

[www.weidmueller.com](http://www.weidmueller.com)



### VPU PV

The VARITECTOR overvoltage protection series VPU PV I (Type I) and VPU PV II (Type II) protects Photovoltaic systems and their components effective against interference from lightning and surges. Even well below the limits that are specified through the insulation coordination according to EN 60664-3 / DIN VDE 0110-3.

The arresters are designed according to product standard IEC 50539-11 / DIN EN 50539-11 tested and can be used in systems according to the application standard IEC 50539-12 / DIN EN 50539-12 and according to IEC 60364-7-712 "Installation of photovoltaic supply systems" to be installed.

### General ordering data

Order No.	2857050000
Type	<a href="#">VPU PV I+II 0 600 E</a>
GTIN (EAN)	4064675537410
Qty.	9 items

VPU PV I+II 0 600 E

Weidmüller Interface GmbH & Co. KG  
Klingenbergstraße 26  
D-32758 Detmold  
Germany

www.weidmueller.com

Technical data

Approvals

Approvals



ROHS Conform

Dimensions and weights

Depth	57.2 mm	Depth (inches)	2.252 inch
Height	45 mm	Height (inches)	1.7716 inch
Width	18 mm	Width (inches)	0.7087 inch
Net weight	8.11 g		

Temperatures

Storage temperature	-40 °C...85 °C	Operating temperature	-40 °C...85 °C
Humidity	5 - 95% rel. humidity		

Environmental Product Compliance

RoHS Compliance Status	Compliant without exemption
REACH SVHC	No SVHC above 0.1 wt%

Rated data UL

Category	SPD TYPE 1CA
----------	--------------

General data

Optical function display	green = OK; red = arrester is defective - replace	Version	Spare arrester
Design	Insta IP 20	UL 94 flammability rating	V-0
Colour	orange	Protection degree	IP20
Operating altitude	≤ 4000 m		

Insulation coordination acc. to EN 50178

Surge voltage category	III	Pollution severity	2
------------------------	-----	--------------------	---

Photovoltaic technical data

Standards	EN 61643-31, EN 50539-11	Lightning test current Iimp (10/350 μs)	6.25 kA
Protection level Up (+/-, -/PE, +/PE)	<2800 V	Operating height in ungrounded PV system	<4,000 m, see operating instructions
Short-circuit current ISCPV	11000 A	Total discharge current Itotal (8/20μs)	50 kA
Discharge current In (8/20 μs)	20 kA	Requirements class	Type I/II
Operating height in the grounded PV system	≤ 2000 m	Total discharge current Itotal (10/350μs)	6.25 kA
PV system voltage, max. Ucpv	600 V		

Rated data IEC / EN

Number of poles	1	Signalling contact	No
Rated voltage (DC)	600 V	Voltage type	DC

## VPU PV I+II 0 600 E

**Weidmüller Interface GmbH & Co. KG**  
 Klingenbergstraße 26  
 D-32758 Detmold  
 Germany

www.weidmueller.com

### Technical data

Fuse protection	No	Response time / fallback time	≤ 25 ns
Standards	EN 61643-31, EN 50539-11	Lightning test current Iimp (10/350 μs)	6.25 kA
Energy coordination (≤10 m)	Type I, Type II, Type III	SPD type	T1, T2
Integrated back-up fuse	No		

### Connection data

Type of connection	pluggable	Stripping length, rated connection	18 mm
Wire cross-section, solid, min.	1.5 mm <sup>2</sup>	Wire cross-section, solid, max.	16 mm <sup>2</sup>
Wire connection cross section, finely stranded, min.	1.5 mm <sup>2</sup>	Wire connection cross section, finely stranded, max.	35 mm <sup>2</sup>
Connection cross-section, stranded, min.	1.5 mm <sup>2</sup>	Connection cross-section, stranded, max.	35 mm <sup>2</sup>

### Electrical data

Voltage type	DC
--------------	----

### General data

Number of poles	1	Protection degree	IP20
Colour	orange		

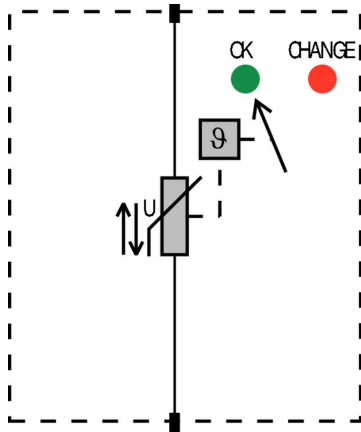
### Guarantee

Time interval	5 years
---------------	---------

### Classifications

ETIM 8.0	EC001457	ETIM 9.0	EC001457
ETIM 10.0	EC001457	ECLASS 14.0	27-17-14-03
ECLASS 15.0	27-17-14-03		

Electric symbol



Circuit diagram


## VPU PV I+II 0 600 E

**Weidmüller Interface GmbH & Co. KG**  
 Klingenbergstraße 26  
 D-32758 Detmold  
 Germany

www.weidmueller.com

## Accessories

### Slotted screwdriver




VDE insulated slot-head screwdriver, SDI DIN 7437, ISO 2380/2, drive output acc. to DIN 5264, ISO 2380/1. SoftFinish grip

#### General ordering data

Type	SDIS 1.0X5.5X125	Version	
Order No.	<a href="#">2749850000</a>	Screwdriver, Blade width (B): 5.5 mm, Blade length: 125 mm, Blade thickness (A): 1 mm	
GTIN (EAN)	4050118897050		
Qty.	1 ST		

### Blank



ESG is the tried-and-tested marker in MultiCard format for use on many well-known electrical devices. The result is high-quality device marking with a high-contrast appearance.

Various types are available for devices from manufacturers like Siemens, ABB, Beckhoff etc.

Advantages at a glance:


- Tags for universal usage, self-adhesive or clip-on tags, depending on type
- For aligned equipment, e.g. circuit breakers, we supply ESG markers for clipping onto tag rails
- Individual laser-quality printing according to specifications

For custom printing: Please send us a file of our labeling software M-Print PRO or M-Print PRO Online (without installation) for your labeling specifications.

#### General ordering data

Type	ESG 6/15 K MC NE WS	Version	
Order No.	<a href="#">1880100000</a>	ESG, Device markers x 15 mm, PA 66, Colour: white, Self-adhesive	
GTIN (EAN)	4032248478781		
Qty.	200 ST		

### VPU Series



Extensive accessories round off the product range

## VPU PV I+II 0 600 E

**Weidmüller Interface GmbH & Co. KG**  
Klingenbergstraße 26  
D-32758 Detmold  
Germany

[www.weidmueller.com](http://www.weidmueller.com)

## Accessories

### General ordering data

Type	VPU LOCKING CLIP S	Version	
Order No.	<a href="#">2735080000</a>		
GTIN (EAN)	4050118826050		
Qty.	10 ST		