


## TRP 24-230VUC 1CO AGSNO AU ED2 PB

**Weidmüller Interface GmbH & Co. KG**  
 Klingenbergstraße 26  
 D-32758 Detmold  
 Germany

[www.weidmueller.com](http://www.weidmueller.com)

### Product image



Similar to illustration

- 1 CO contact
- Contact material: AgSnO AU
- Unique multi-voltage input from 24 to 230 V UC
- Input voltages 24 V DC and 24 V UC with coloured marking: DC: blue, UC: white
- Version with lockable test button for manual switching

### General ordering data

Version	TERMSERIES, Relay module, Number of contacts: 1, CO contact AgSnO gold-plated, Rated control voltage: 24...230 V UC $\pm 10\%$ , Continuous current: 6 A, PUSH IN, Test button available: Yes
Order No.	<a href="#">2855900000</a>
Type	TRP 24-230VUC 1CO AGSNO AU ED2 PB
GTIN (EAN)	4064675534204
Qty.	10 items

## TRP 24-230VUC 1CO AGSNO AU ED2 PB

**Weidmüller Interface GmbH & Co. KG**  
 Klingenbergstraße 26  
 D-32758 Detmold  
 Germany

www.weidmueller.com

## Technical data

## Approvals

Approvals



ROHS Conform

UL File Number Search [UL Website](#)

Certificate no. (cULus) E141197

## Dimensions and weights

Depth	87.8 mm	Depth (inches)	3.4567 inch
Height	89.4 mm	Height (inches)	3.5197 inch
Width	6.4 mm	Width (inches)	0.252 inch
Net weight	32.61 g		

## Temperatures

Storage temperature	-40 °C...85 °C	Ambient temperature	-40 °C...60 °C
Operating temperature		Humidity	5-95% relative humidity, Tu = 40°C, without condensation

## Environmental Product Compliance

RoHS Compliance Status	Compliant with exemption
RoHS Exemption (if applicable/known)	7a, 7cl
REACH SVHC	Lead 7439-92-1
SCIP	9e2cbc49-76d9-4611-b8ec-5b4f549a0aa9

## Rated data UL

Ambient temperature (operational), max. 60 °C		Output current derating (ohmic)	6 A @ 50 °C, 5 A @ 60 °C
Connection cross-section AWG, min.	AWG 26	Connection cross-section AWG, max.	AWG 14
Type of conductor	rigid copper conductor, flexible copper conductor	Pollution severity level	2

## Control side

Rated control voltage	24...230 V UC ±10 %	Rated current AC	19.0 mA @ 24 V AC, 3.0 mA @ 230 V AC
Rated current DC	11.0 mA @ 24 V DC, 1.1 mA @ 230 V DC	Power rating	265 mW @ 24 V DC, 255 mW @ 230 V DC, 455 mVA @ 24 V AC, 690 mVA @ 230 V AC
Status indicator	Green LED	Protective circuit	Rectifier
Coil voltage of the replacement relay deviating from the rated control voltage	Yes	Coil voltage of the replacement relay	24 V DC

## Load side

Rated switching voltage	250 V AC	Continuous current	6 A
Max. switching frequency at rated load	0.1 Hz	Max. switching voltage, AC	250 V
Max. switching voltage, DC	250 V	Inrush current	30 A / 20 ms
AC switching capacity (resistive), max.	1500 VA	DC switching capacity (resistive), max.	144 W @ 24 V

## TRP 24-230VUC 1CO AGSNO AU ED2 PB

**Weidmüller Interface GmbH & Co. KG**  
 Klingenbergstraße 26  
 D-32758 Detmold  
 Germany

www.weidmueller.com

### Technical data

Switch-on delay	≤ 40 ms	Switch-off delay	≤ 80 ms
Contact type	1 CO contact (AgSnO gold-plated)	Mechanical service life	10 x 10 <sup>6</sup> switching cycles
Min. switching power	1 mA @ 1 V		

### General data

Operating altitude	≤ 2000 m, above sea level		
Mounting rail	TS 35		
Test button available	Yes		
Version of test button	Lockable test button		
Mechanical switch position indicator	No		
Colour	black		
UL94 flammability rating component	Component	Housing	
	UL94 flammability rating	V-0	
	Component	Retaining clip	
	UL94 flammability rating	V-0	
	Component	Pusher	
	UL94 flammability rating	V-0	

### Insulation coordination

Rated voltage	300 V	Pollution severity	2
Surge voltage category	III	Clearance and creepage distances for control side - load side	≥ 6 mm
Dielectric strength for control side - load side	3.51 kVeff / 1 min.	Type of isolation at input and output	reinforced insulation
Dielectric strength of open contact	1 kVeff / 1 min	Dielectric strength to mounting rail	4 kVeff / 1 Min.
Impulse withstand voltage	6 kV (1.2/50 μs)	Protection degree	IP20

### Further details of approvals / standards

Certificate no. (cULus)	E141197
-------------------------	---------

### Connection data

Wire connection method	PUSH IN	Stripping length, rated connection	9 mm
Clamping range, rated connection	1.5 mm <sup>2</sup>	Clamping range, min.	0.14 mm <sup>2</sup>
Clamping range, max.	2.5 mm <sup>2</sup>	Wire connection cross section AWG, min.	AWG 26
Wire connection cross section AWG, max.	AWG 14	Wire cross-section, solid, min.	0.14 mm <sup>2</sup>
Wire cross-section, solid, max.	1.5 mm <sup>2</sup>	Wire cross-section, solid, min. (AWG)	AWG 26
Wire cross-section, solid, max. (AWG)	AWG 16	Wire connection cross section, finely stranded, min.	0.14 mm <sup>2</sup>
Wire connection cross section, finely stranded, max.	2.5 mm <sup>2</sup>	Wire cross-section, finely stranded, min. (AWG)	AWG 26
Wire cross-section, finely stranded, max. (AWG)	AWG 14	Wire connection cross-section, finely stranded with wire-end ferrules DIN 46228/4, min.	0.14 mm <sup>2</sup>
Wire connection cross-section, finely stranded with wire-end ferrules DIN 46228/4, max.	1.5 mm <sup>2</sup>	Conductor cross-section, flexible, AEH (DIN 46228-1), min.	0.14 mm <sup>2</sup>
Conductor cross-section, flexible, AEH (DIN 46228-1), max.	1.5 mm <sup>2</sup>	Blade size	0.4 x 2.0 mm

### Classifications

ETIM 8.0	EC001437	ETIM 9.0	EC001437
ETIM 10.0	EC001437	ECLASS 14.0	27-37-16-01

**TRP 24-230VUC 1CO AGSNO AU ED2 PB**

**Weidmüller Interface GmbH & Co. KG**  
Klingenbergstraße 26  
D-32758 Detmold  
Germany

**Technical data**

[www.weidmueller.com](http://www.weidmueller.com)

---

ECLASS 15.0

27-37-16-01

---

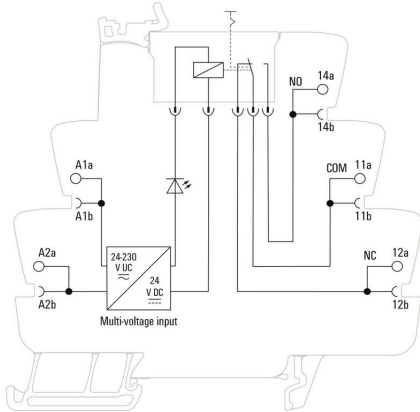
**TRP 24-230VUC 1CO AGSNO AU ED2 PB**

**Weidmüller Interface GmbH & Co. KG**  
 Klingenbergstraße 26  
 D-32758 Detmold  
 Germany

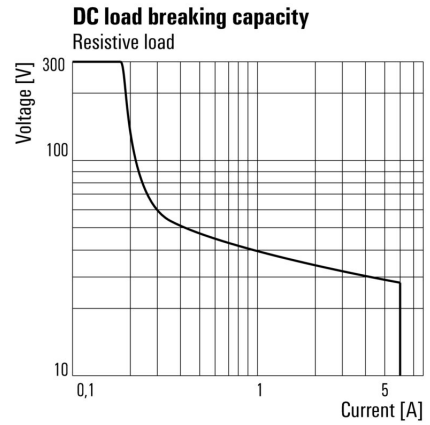
www.weidmueller.com

**Drawings**

**Wiring diagram**



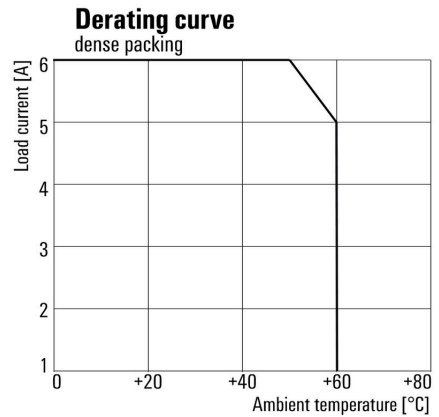
**Graph**



DC load limit curve Resistive load

**Graph**

**Derating curve**



Electrical service life 230 V AC  
 resistive load 230 V AC resistive load

**Drawings**

**Dimensional drawing**



**Miscellaneous**

**Function of test button**

Mode is selected by rotating the orange switch.  
 The test button can be rotated endlessly.  
 The groove on the top shows the selected mode.

View from the top:



**Auto Mode:**

Relay contact is controlled by the coil.



**Manual ON:**

Relay is manually switch on without applied coil voltage.  
 - NO contact is closed

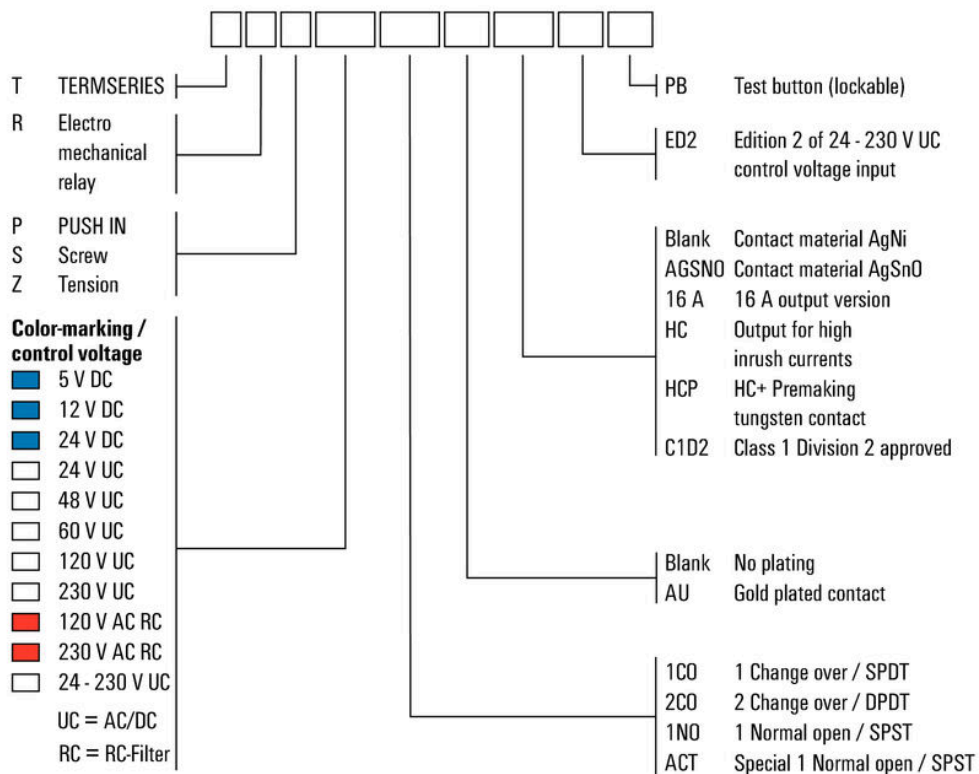
**Miscellaneous**

**Recommended screwdriver for test button**



Miscellaneous

Type code TERMSERIES electromechanical relay versions



Sonstiges