

ACT20M-FRQ-AO-P

Weidmüller Interface GmbH & Co. KG
Klingenbergstraße 26
D-32758 Detmold
Germany

www.weidmueller.com

Product not yet available,
preliminary product data.

Product image, Similar to illustration

The universal frequency measuring transducer, which can be configured via software, disconnects and converts input signals (frequency, Namur, NPN, PNP, speedometer, TTL and S0) into an active analogue standard output signal. The power supply is galvanically isolated from the input and output (3-way isolation) by means of direct wiring. The model ACT20M-FRQ-AO-S can be supplied via the Weidmüller DIN rail bus

General ordering data

Version	Frequency signal converter, including rail bus supply, Input : Frequency, Output : 0(4)-20 mA, 0(2)-10 V
Order No.	2825450000
Type	ACT20M-FRQ-AO-P
GTIN (EAN)	4064675361268
Qty.	1 items

ACT20M-FRQ-AO-P

Weidmüller Interface GmbH & Co. KG

Klingenbergstraße 26
D-32758 Detmold
Germany

www.weidmueller.com

Technical data

Dimensions and weights

Depth	114.3 mm	Depth (inches)	4.5 inch
Height	112.5 mm	Height (inches)	4.4291 inch
Width	6.1 mm	Width (inches)	0.2402 inch
Net weight	0 g		

Temperatures

Storage temperature	-40 °C...85 °C	Operating temperature	-25 °C...70 °C
Humidity	40 °C / 93 % rel. humidity, no condensation		

Environmental Product Compliance

RoHS Compliance Status	Compliant with exemption
RoHS Exemption (if applicable/known)	7a, 7cl
REACH SVHC	Lead 7439-92-1
SCIP	2f6dd957-421a-46db-a0c2-cf1609156924

Input

Sensor	NAMUR sensor, according to EN60947-5-6, NPN / PNP transistor (trig-level low: ≤ 4 V high: ≥ 7 V), TTL (trig-level low: ≤ 0.8 V high: ≥ 2.0 V), Tacho (trig-level low: ≤ -50 mV high: $\geq +50$ mV), Special current (trig-level: user-defined), Special voltage (trig-level: user-defined), SO (trig-level low: ≤ 2.2 mA high: ≥ 9.0 mA)	Number inputs	1
Input frequency	0...100kHz	Sensor supply	5...17 V

Output

Number of outputs	1	load impedance voltage	≥ 10 k Ω
Load impedance current	≤ 600 Ω	Type	active, connected control must be passive
Output voltage, note	0(2)...10 V, 0(1)...5 V, 0(0,2)...1 V	Output current	0...20 mA, 4...20 mA, in case of sensor error, downscale (3,5 mA), upscale (23 mA)
Output signal limit	<28 mA		

General data

Accuracy	Basic accuracy: 0.0002 Hz	Protection degree	IP20
Supply voltage	24 V DC ± 30 % at terminal or via CH20M rail bus	Step response time	≤ 30 ms, (0...90% / 100...10% of input level)
Mounting rail	TS 35	Nominal power consumption	0.5 VA
Configuration	DIP switch, With FDT/DTM software	Operating altitude	≤ 2000 m
Power consumption, max.	1.2 W	Power consumption, typ.	0.65 W

ACT20M-FRQ-AO-P

Weidmüller Interface GmbH & Co. KG

Klingenbergstraße 26
D-32758 Detmold
Germany

www.weidmueller.com

Technical data

Insulation coordination

EMC standards	IEC 61326-1, NE 21	Surge voltage category	II
Pollution severity	2	Galvanic isolation	3-way isolator
Insulation voltage	2.5 kVeff /1 min.	Rated voltage	300 Veff

Connection data

Type of connection	PUSH IN	Clamping range, rated connection	2.5 mm ²
Clamping range, min.	0.5 mm ²	Clamping range, max.	2.5 mm ²
Wire connection cross section AWG, min.	AWG 30	Wire connection cross section AWG, max.	AWG 14

EMC conformity and approvals

EMC standards	IEC 61326-1, NE 21
---------------	--------------------

Classifications

ETIM 8.0	EC002918	ETIM 9.0	EC002918
ETIM 10.0	EC002918	ECLASS 14.0	27-21-01-28
ECLASS 15.0	27-21-01-28		

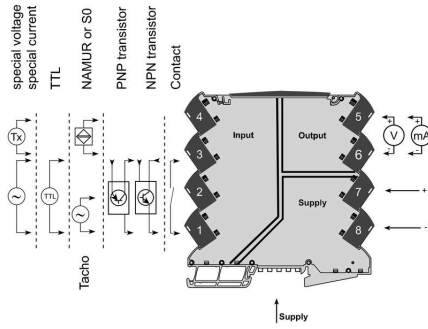
ACT20M-FRQ-AO-P

Weidmüller Interface GmbH & Co. KG
Klingenbergstraße 26
D-32758 Detmold
Germany

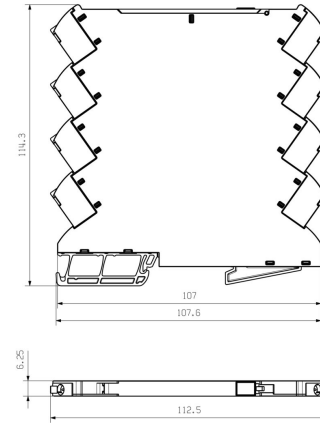
Drawings

www.weidmueller.com

Connection diagram



Dimensional drawing



ACT20M-FRQ-AO-P


Weidmüller Interface GmbH & Co. KG

Klingenbergstraße 26
D-32758 Detmold
Germany

www.weidmueller.com

Accessories

Blank



MultiFit is the Weidmüller marker system used for other makes of terminals. Similar to the Weidmüller Dekafix, the markers of the MultiFit family are available ready-for-use with standard printing.

We recommend to carry out a test with sample markers on the terminals used when using MultiFit for the first time.

- One marker, suitable for different makes of terminals.
- Ready-to-use markers with standard printing
- Blank markers for printing with the PrintJet CONNECT or Plotter
- Delivery of individually printed markers according to customer CAE data or specifications
- One marking system for all applications

For custom printing: Please send us a file of our labeling software M-Print PRO or M-Print PRO Online (without installation) for your labeling specifications.

General ordering data

Type	MF 5/7.5 MC NE WS	Version	
Order No.	1877680000		MultiFit, Terminal marker, 5 x 7.5 mm, Pitch in mm (P): 7.50 Adels
GTIN (EAN)	4032248468270		RKW, Phoenix, white
Qty.	320 ST		

Configuration interfaces



General ordering data

Type	CBX200 USB	Version	
Order No.	8978580000		
GTIN (EAN)	4032248813759		
Qty.	1 ST		

ACT20M-FRQ-AO-P

Weidmüller Interface GmbH & Co. KG
 Klingenbergstraße 26
 D-32758 Detmold
 Germany

www.weidmueller.com

Accessories

ACT20 (incl. DIN rail bus & powersupplies)



Power supply adapter modules for separate supply and distribution of the supply voltage: for the ACT20 series/ MICROSERIES signal converters.

The 22.5/6.1 mm wide power-feed modules are mounted directly adjacent to the analogue signal converters. Then the 24 VDC supply voltage is optionally bridged via the CH20M (ACT20-series) rail bus or simply bridged over using the pluggable ZQV 4N (MICROSERIES) cross-connectors.

The ACT20-Feed-In-PRO-S can also detect faults coming from any of the devices mounted on the CH20 bus mounting profile.

In the event of an error or fault, the integrated status relay sends a common alarm to the external controller. In addition, two power supply units (as primary and backup supply) can be connected to the ACT20 Feed-In PRO-S. Two feed-in modules mounted to the CH20 bus mounting profile guarantee a 100% redundant power supply. Three LEDs are used to show the status of the power supply and error messages.

The ACT20M-Feed-In PRO can also be used in Ex zone2 / Division2 applications.

General ordering data

Type	ACT20-FEED-IN-BASIC-S	Version
Order No.	1282490000	Supply module, Distributes supply voltage to rail bus
GTIN (EAN)	4050118072730	
Qty.	1 ST	
Type	SAMPLE CH20M BUS 250MM	Version
Order No.	1335150000	Mounting rail bus system, Sample set, OMNIMATE Housing - series
GTIN (EAN)	4050118138382	CH20M, Width: 25.1 mm
Qty.	1 ST	
Type	SAMPLE CH20M BUS 250MM	Version
Order No.	1335140000	Mounting rail bus system, Sample set, OMNIMATE Housing - series
GTIN (EAN)	4050118138375	CH20M, Width: 25.1 mm
Qty.	1 ST	