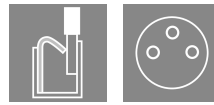


**SAI-06Z-VPPP-3A-M08L-PNP**

**Weidmüller Interface GmbH & Co. KG**  
Klingenbergstraße 26  
D-32758 Detmold  
Germany

www.weidmueller.com



The new M8 hood distribution boxes are extremely compact and feature a comfortable PUSH IN connection. This allows a quick, safe and efficient cabling in the field.

A modular system is available for our hood distributors. Individual markers offer the possibility of individual labeling of the distributor and the I/O sockets.

- 3- and 4-pole M8 I/O sockets
- 4, 6, 8 or 10 I/O sockets
- Protection class IP 67
- UL approval

**General ordering data**

Version	Sensor-actuator passive distributor, M8, LED: Yes, Number of poles: 3, Number of contact sockets: 6
Order No.	<a href="#">2818940000</a>
Type	SAI-06Z-VPPP-3A-M08L-PNP
GTIN (EAN)	406467532996 1
Qty.	1 items

**SAI-06Z-VPPP-3A-M08L-PNP**

**Weidmüller Interface GmbH & Co. KG**  
 Klingenbergstraße 26  
 D-32758 Detmold  
 Germany

www.weidmueller.com

**Technical data**

**Approvals**

Approvals



ROHS	Conform
UL File Number Search	<a href="#">UL Website</a>
Certificate no. (cULus)	E141197

**Dimensions and weights**

Net weight	10 g
------------	------

**Temperatures**

Operating temperature	-25 - 80°C
-----------------------	------------

**Environmental Product Compliance**

RoHS Compliance Status	Compliant without exemption
REACH SVHC	No SVHC above 0.1 wt%

**Connection data**

Conductor O.D., min.	6 mm	Conductor O.D., max.	12 mm
Cable gland	M 20	Clamping range, min.	0.14 mm <sup>2</sup>
Clamping range, max.	1.5 mm <sup>2</sup>	Wire connection cross section AWG, min.	AWG 24
Wire connection cross section AWG, max.	AWG 16	Solid, min. H05(07) V-U	0.2 mm <sup>2</sup>
Solid, max. H05(07) V-U	1.5 mm <sup>2</sup>	Flexible, min. H05(07) V-K	0.2 mm <sup>2</sup>
Flexible, max. H05(07) V-K	1.5 mm <sup>2</sup>	w. plastic collar ferrule, DIN 46228 pt 4, 0.14 mm <sup>2</sup> min.	
w. plastic collar ferrule, DIN 46228 pt 4, 0.75 mm <sup>2</sup> max.		w. wire end ferrule, DIN 46228 pt 1, min.	0.25 mm <sup>2</sup>
w. wire end ferrule, DIN 46228 pt 1, max.	1.5 mm <sup>2</sup>	Distributor outlet	Hood distributor
Type of connection	PUSH IN		

**Electrical data**

Rated voltage, min.	15 V	Rated voltage, max.	30 V
Max. current-carrying capacity per slot	2 A	Total current	8 A
Current per signal	2 A	Electrical isolation available	No

**General technical data**

Protection degree	IP67	Number of poles	3
Number of contact sockets	6	Connection thread	M8
Pollution severity	3	Fire behaviour	V-0
LED	Yes	LED initiator	Yes
LED colour for indicating operation	green	LED colour for I/O function	yellow

## SAI-06Z-VPPP-3A-M08L-PNP

**Weidmüller Interface GmbH & Co. KG**  
 Klingenbergstraße 26  
 D-32758 Detmold  
 Germany

[www.weidmueller.com](http://www.weidmueller.com)

## Technical data

### Material data

Material O-Ring	FKM	Housing main material	PBT
Material of distributor	Plastic	Housing colour	black (similar to RAL 9005)
Hood sealing material	FKM	Screw socket	Nickel-plated CuZn
Contact material	CuZn	Contact surface	Gold-plated
Contact carrier material	PBT (UL 94 V0)		

### Technical data cable

Number of poles	3	Conductor O.D., max.	12 mm
Conductor O.D., min.	6 mm	Suitable for cable carriers	No

### Classifications


ETIM 8.0	EC003558	ETIM 9.0	EC003558
ETIM 10.0	EC003558	ECLASS 14.0	27-44-01-11
ECLASS 15.0	27-44-01-11		

**SAI-06Z-VPPP-3A-M08L-PNP**

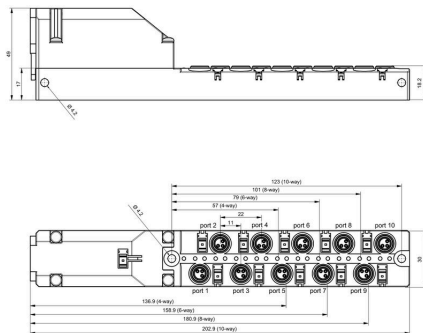
**Weidmüller Interface GmbH & Co. KG**  
 Klingenbergstraße 26  
 D-32758 Detmold  
 Germany

**Drawings**

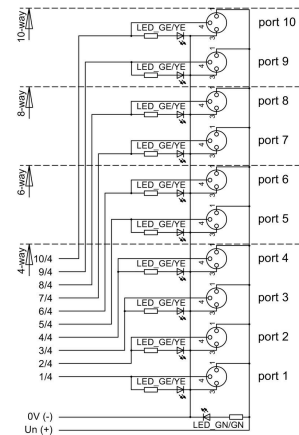
www.weidmueller.com



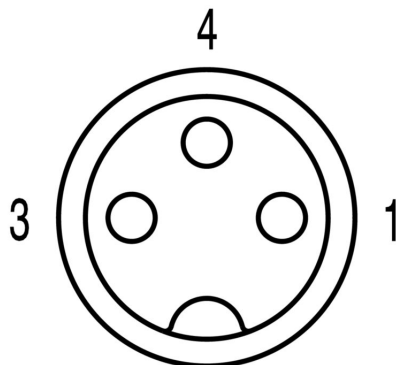
**Drawing**



**Wiring diagram**



**Pole scheme**



## SAI-06Z-VPPP-3A-M08L-PNP

**Weidmüller Interface GmbH & Co. KG**  
 Klingenbergstraße 26  
 D-32758 Detmold  
 Germany

www.weidmueller.com

## Accessories

## Screwty® cable gland tool with torque function



The ideal tool for any application  
 Screwty® is the ideal, all-purpose tool for tightening all common sensor and actuator cables. Even difficult-to-reach round plugs are accessible using the Screwty®. A simple turning movement tightens and loosens the connectors without the need for excessive force. The Screwty® is a unique and global solution since it fits with most cables and plugs from other vendors (over 90 %). The Screwty® consists of a handle with a conventional 1/4" adapter. Thus it can be used for all sizes: for M12 and M8 round plug-in connectors, and for M12F and M8F customisable plugs and sockets, as well as for all M23 plugs and sockets.

## General ordering data

Type	SCREWTY SET -DM	Version	
Order No.	<a href="#">1920000000</a>		Cable gland tool for M8, M12 lines and connectors
GTIN (EAN)	4032248436859		
Qty.	1 ST		

## M8



Protective caps protect unassigned plug-in stations against external influences.

## General ordering data

Type	SAI-SK M8	Version	
Order No.	<a href="#">1802760000</a>		Protected component assemblies, Protective cap
GTIN (EAN)	4032248257379		
Qty.	50 ST		

## SAI-06Z-VPPP-3A-M08L-PNP

**Weidmüller Interface GmbH & Co. KG**  
 Klingenbergstraße 26  
 D-32758 Detmold  
 Germany

## Accessories

www.weidmueller.com

## Blank



MultiFit is the Weidmüller marker system used for other makes of terminals. Similar to the Weidmüller Dekafix, the markers of the MultiFit family are available ready-for-use with standard printing.

We recommend to carry out a test with sample markers on the terminals used when using MultiFit for the first time.

- One marker, suitable for different makes of terminals.
- Ready-to-use markers with standard printing
- Blank markers for printing with the PrintJet CONNECT or Plotter
- Delivery of individually printed markers according to customer CAE data or specifications
- One marking system for all applications

For custom printing: Please send us a file of our labeling software M-Print PRO or M-Print PRO Online (without installation) for your labeling specifications.

## General ordering data

Type	MFF 10/6 MC NE WS	Version	
Order No.	<a href="#">1856780000</a>		MultiFit, Terminal marker, 10 x 6 mm, Pitch in mm (P): 6.00 Festo,
GTIN (EAN)	4032248400881		white
Qty.	600 ST		