

WPD 110 1X70+1X35/6X16 BK**Weidmüller Interface GmbH & Co. KG**

Klingenbergstraße 26

D-32758 Detmold

Germany

www.weidmueller.com**Building installation wiring**

For building installations, we offer a complete system that revolves around the 10×3 copper rail and comprises perfectly coordinated components: from installation terminal blocks, neutral conductor terminal blocks and distribution terminal blocks to comprehensive accessories such as busbars and busbar holders.

General ordering data

Version	Potential distributor terminal, Screw connection, black, 70 mm ² , 200 A, 1000 V, Number of connections: 8, Number of levels: 1
Order No.	2814510000
Type	WPD 110 1X70+1X35/6X16 BK
GTIN (EAN)	4064675299752
Qty.	3 items

WPD 110 1X70+1X35/6X16 BK

Weidmüller Interface GmbH & Co. KG
 Klingenbergstraße 26
 D-32758 Detmold
 Germany

www.weidmueller.com

Technical data

Approvals

Approvals



ROHS Conform

Dimensions and weights

Depth	63 mm	Depth (inches)	2.4803 inch
Height	69.75 mm	Height (inches)	2.7461 inch
Width	38.5 mm	Width (inches)	1.5157 inch
Net weight	273.33 g		

Temperatures

Continuous operating temp., min.	-50 °C	Continuous operating temp., max.	130 °C
----------------------------------	--------	----------------------------------	--------

Environmental Product Compliance

RoHS Compliance Status	Compliant with exemption
RoHS Exemption (if applicable/known)	6c
REACH SVHC	Lead 7439-92-1
SCIP	9436182c-fbd0-49e8-bf45-a0deac7233a9

Material data

Basic material	Wemid	Colour	black
UL 94 flammability rating	V-0		

System specifications

Version	Screw connection	End cover plate required	No
Number of potentials	1	Number of levels	1
Number of clamping points per level	8	Levels cross-connected internally	No
Mounting rail	TS 35	N-function	No
PE function	No	PEN function	No

Additional technical data

Snap-on	Yes	Explosion-tested version	Yes
Type of mounting	Snap-on		

Conductors for clamping (additional connection)

Connection type, additional connection Screw connection

Conductors for clamping (rated connection)

Wire connection cross section AWG, max.	AWG 0	Connection direction	on side
Type of connection 2	Screw connection	Type of connection	Screw connection
Number of connections	8	Clamping range, max.	70 mm ²
Clamping range, min.	6 mm ²	Wire connection cross section AWG, min.	AWG 10

WPD 110 1X70+1X35/6X16 BK

Weidmüller Interface GmbH & Co. KG

Klingenbergstraße 26
D-32758 Detmold
Germany

www.weidmueller.com

Technical data

Wire connection cross-section, finely stranded with wire-end ferrules DIN 46228/4, min.	6 mm ²	Wire connection cross-section, finely stranded with wire-end ferrules DIN 46228/1, max.	50 mm ²
Wire connection cross-section, finely stranded with wire-end ferrules DIN 46228/1, min.	6 mm ²	Wire connection cross section, finely stranded, max.	0 mm ²
Wire connection cross section, finely stranded, min.	6 mm ²	Connection cross-section, stranded, max.	70 mm ²
Connection cross-section, stranded, min.	6 mm ²	Wire connection cross-section, solid core, max.	70 mm ²
Wire connection cross-section, solid core, min.	6 mm ²		

General

Number of poles	1	Wire connection cross section AWG, max.	AWG 0
Wire connection cross section AWG, min.	AWG 10	Standards	IEC 60947-7-1, UL 1059
Mounting rail	TS 35		

Rating data

Rated cross-section	70 mm ²	Rated voltage	1000 V
Rated AC voltage	1000 V	Rated DC voltage	1500 V
Nominal current	200 A	Current at maximum wires	200 A
Standards	IEC 60947-7-1, UL 1059	Surge voltage category	III
Pollution severity	3		

Classifications

ETIM 8.0	EC000897	ETIM 9.0	EC000897
ETIM 10.0	EC000897	ECLASS 14.0	27-25-01-19
ECLASS 15.0	27-25-01-19		

WPD 110 1X70+1X35/6X16 BK










































Weidmüller Interface GmbH & Co. KG
 Klingenbergstraße 26
 D-32758 Detmold
 Germany
















Drawings




www.weidmueller.com



Conductor connection data according to DIN EN 60998-1 (Cu), IEC 61238-1 class A (Cu+Al)

Input		Copper	Aluminum	Input		Copper	Aluminum
1x 70 mm²				1x 35 mm²			
70 mm²			12 Nm	35 mm²			
50 mm²			10 Nm	25 mm²			
35 mm²			10 Nm	16 mm²			
25 mm²			10 Nm	10 mm²			
16 mm²			10 Nm	6 mm²			
10 mm²			10 Nm	4 mm²			
6 mm²			10 Nm	2.5 mm²			
Stripping length	27 mm			Stripping length	26 mm		
Screw	M10 (+/- PZ2)			Screw	M8 (+/- PZ2)		

Output		Copper	Aluminum
0x 16 mm²			
16 mm²			10 Nm
10 mm²			3 Nm
6 mm²			3 Nm
4 mm²			3 Nm
2.5 mm²			3 Nm
1.5 mm²			3 Nm
Stripping length	13 mm		
Screw	M6 (+/- PZ2)		

 Stranded
  Solid
  Flexible with ferrule



Accessories

Marker holder



The marker holder offer the possibility of additional mounting of standard markers with a pitch of 5 or 5.1 mm. The angled holders can be optionally snapped together and could be mounted in all standard marking channels of the Klippon® Connect modular terminal blocks. Fitting marker types could be found under the respective accessories of the designation marking holder.

General ordering data

Type	BZT 1 WS 10/5	Version	
Order No.	1805490000	Accessories, Marker holder	
GTIN (EAN)	4032248270231		
Qty.	100 ST		
Type	BZT 1 ZA WS 10/5	Version	
Order No.	1805520000	Accessories, Marker holder	
GTIN (EAN)	4032248270248		
Qty.	100 ST		