

VPU II 1 R 1000V/40KA AC

Weidmüller Interface GmbH & Co. KG

Klingenbergstraße 26

D-32758 Detmold

Germany


www.weidmueller.com

Product image



Similar to illustration

Weidmüller VPU I (Type I), VPU II (Type II) and VPU III (Type III) surge protection products effectively reduce the interference coupling that can occur due to transient surge voltages, even significantly below the limits prescribed by insulation co-ordination according to EN 60664-3 / DIN VDE 0110-3. This means that the whole installation is exposed to fewer malfunctions. The arresters are co-ordinated using technical means. This means that decoupling between Types I, II and III is unnecessary. The arresters are tested according to product standard IEC 61643-11 / DIN EN 61643-11 and can be installed in systems according to IEC 61643-12 / VDE 0675-6-12 and IEC 62305-4 / VDE 0185-4. This lightning and surge protection device is suited for installation in power supply systems. Weidmüller offers different products depending on the particular mains network type and voltage level. A special Type I and Type II protective device is even available for photovoltaic applications.



General ordering data

Version	Surge voltage arrester, Low voltage, with remote contact, Single-phase, TN
Order No.	2811930000
Type	VPU II 1 R 1000V/40KA AC
GTIN (EAN)	4064675293378
Qty.	1 items
Delivery status	This article will no longer be available in the future.
Available until	2026-06-01T00:00:00+02:00

VPU II 1 R 1000V/40KA AC

Weidmüller Interface GmbH & Co. KG
 Klingenbergstraße 26
 D-32758 Detmold
 Germany

www.weidmueller.com

Technical data

Approvals

Approvals



ROHS Conform

Dimensions and weights

Depth	69 mm	Depth (inches)	2.7165 inch
Height	106 mm	Height (inches)	4.1732 inch
Width	17.8 mm	Width (inches)	0.7008 inch
Mounting dimension - height	75 mm	Net weight	64 g

Temperatures

Storage temperature	-40 °C...80 °C	Operating temperature	-40 °C...70 °C
Humidity	5 - 95% rel. humidity		

Environmental Product Compliance

RoHS Compliance Status	Compliant without exemption
REACH SVHC	No SVHC above 0.1 wt%

Connection data, remote alert

Cross-section for connected wire, solid core, min.	0.14 mm ²	Stripping length	8 mm
Connection type	PUSH IN	Cross-section for connected wire, solid core, max.	1.5 mm ²

General data

Optical function display	green = OK; red = arrester is defective - replace	Version	with remote contact
Design	Installation housing; 1TE, Insta IP 20	UL 94 flammability rating	V-0
Colour	black, orange	Protection degree	IP20
Mounting rail	TS 35	Operating altitude	≤ 4000 m

Insulation coordination acc. to EN 50178

Surge voltage category	III	Pollution severity	2
------------------------	-----	--------------------	---

Rated data IEC / EN

Number of poles	1	Leakage current at Un	0.7 mA
Signalling contact	250 V 1A 1CO	Rated voltage (AC)	830 V
Low voltage network	Single-phase, TN	Voltage type	AC
Temporary surge voltage (over-voltage) - TOV	1205 V	Fuse protection	125 A gL > (if back up fuse > 125 A), No Fuse necessary ≤ 125 A gG
Response time / fallback time	≤ 25 ns	Frequency range, max.	60 Hz
Frequency range, min.	50 Hz	Standards	IEC 61643-11, EN 61643-11

VPU II 1 R 1000V/40KA AC

Weidmüller Interface GmbH & Co. KG

Klingenbergstraße 26
D-32758 Detmold
Germany

www.weidmueller.com

Technical data

Requirements class, acc. to EN 61643-11	T2	Requirements category acc. to IEC 61643-11	Type II
Max. continuous voltage, U_c (AC)	1000 V	Energy coordination (≤ 10 m)	Type II, Type III
Discharge current I_n (8/20 μ s) wire-PE	20 kA	Discharge current I_{max} (8/20 μ s) wire-PE	40 kA
Protection level U_p at IN (L/N-PE)	≤ 3.7 kV	Short-circuit current rating ISCCR	25 kA
Follow-on current extinguishing capability I_{fi}	Not available due for technical reasons	Integrated back-up fuse	No

Connection data

Stripping length	15 mm	Wire connection method	Screw connection
Type of connection	Screw connection	Stripping length, rated connection	15 mm
Tightening torque, min.	2 Nm	Tightening torque, max.	3 Nm
Clamping range, rated connection	16 mm ²	Clamping range, min.	1.5 mm ²
Clamping range, max.	35 mm ²	Wire cross-section, solid, min.	1.5 mm ²
Wire cross-section, solid, max.	16 mm ²	Wire connection cross section, finely stranded, min.	1.5 mm ²
Wire connection cross section, finely stranded, max.	25 mm ²	Conductor cross-section, flexible, AEH (DIN 46228-1), min.	1.5 mm ²
Conductor cross-section, flexible, AEH (DIN 46228-1), max.	50 mm ²	Connection cross-section, stranded, min.	1.5 mm ²
Connection cross-section, stranded, max.	50 mm ²		

Electrical data

Voltage type	AC
--------------	----

General data

Number of poles	1	Protection degree	IP20
Colour	black, orange		

Classifications

ETIM 8.0	EC000941	ETIM 9.0	EC000941
ETIM 10.0	EC000941	ECLASS 14.0	27-17-12-02
ECLASS 15.0	27-17-12-02		

Tender specification sheets

Long specification	Multi-pole lightning arrester in accordance with level II requirements (IEC 61643-11, EN61643-11:2013). The arrester provides overvoltage protection in applications in acc. with IEC 61643-12. The use of a high-performance varistor meets the inspection requirements for level II surge protection devices (SPD) on the basis of the standards. The arrester is installed in the vicinity of the power supply for the equipment requiring protection, in a commercially available installation/electrical	Short specification	Class II arrester with I_n/I_{max} : 20/40 kA, suitable for single-phase 1000 V mains systems. Protection level < 3.8 kV. Type: Weidmüller VPU II 1 1000V/40KA AC, Order no. 1473440000 or equivalent
--------------------	---	---------------------	---

VPU II 1 R 1000V/40KA AC

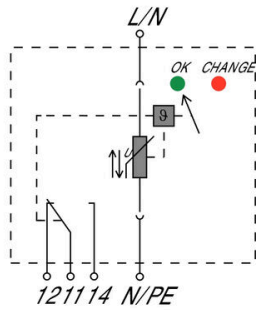
Weidmüller Interface GmbH & Co. KG
Klingenbergstraße 26
D-32758 Detmold
Germany

www.weidmueller.com

Technical data

distribution housing. The VPU II 1 1000 V/40 kA AC is used in the single-phase mains network. With thermal cut-off mechanism on the varistor. In case of insufficient protection, the colour in the display window changes from green to red. Rated voltage: 1000V AC
In/max (8/20µs): 20/40 kA protection level < 3.8 kV 25 kA short-circuit strength with max. backup fuse of 250A of the same type: Weidmüller VPU II 1 1000V/40KA AC
Order no. 1473440000 or equivalent.

Electric symbol



Schematic circuit diagram

VPU II 1 R 1000V/40KA AC

Weidmüller Interface GmbH & Co. KG
Klingenbergstraße 26
D-32758 Detmold
Germany

www.weidmueller.com

Accessories

Crosshead screwdriver Phillips




VDE insulated crosshead screwdriver, for Phillips screws, SDIK PH DIN 7438, ISO 8764/2-PH, output to ISO 8764-PH, SoftFinish grip

General ordering data

Type	SDIK PH1 X 80	Version	
Order No.	2749890000	Screwdriver, Blade width (B): 1 mm, 80 mm, Blade thickness (A): 1	
GTIN (EAN)	4050118897098		
Qty.	1 ST		

VPU Series



Extensive accessories round off the product range

General ordering data

Type	PLUG VPU	Version	
Order No.	1402570000	VPU series, Accessories	
GTIN (EAN)	4050118204360		
Qty.	10 ST		