Data sheet

VPU AC II F 0 N-PE 305/65

Weidmüller Interface GmbH & Co. KG
Klingenbergstraße 26
D-32758 Detmold
Germany

www.weidmueller.com

Product image

Abb.ähnlich

Weidmüller VPU I (Type I), VPU II (Type II) and VPU III (Type III) surge protection products effectively reduce the interference coupling that can occur due to transient surge voltages, even significantly below the limits prescribed by insulation co-ordination according to EN 60664-3 / DIN VDE 0110-3. This means that the whole installation is exposed to fewer malfunctions. The arresters are co-ordinated using technical means. This means that decoupling between Types I, II and III is unnecessary. The arresters are tested according to product standard IEC 61643-11 / DIN EN 61643-11 and can be installed in systems according to IEC 61643-12 / VDE 0675-6-12 and IEC 62305-4 / VDE 0185-4. This lightning and surge protection device is suited for installation in power supply systems. Weidmüller offers different products depending on the particular mains network type and voltage level. The VPU AC II F series is characterised by a fuse integrated in the arrester. These arresters do not require a fuse.

General ordering data

Version	Surge voltage arrester, Low voltage, Class II surge protection, no leakage current, TT nur für N-PE
Order No.	2807540000
Type	VPU AC II F 0 N-PE 305/65
GTIN (EAN)	4064675275558
Qty.	1 items

VPU AC II F 0 N-PE 305/65

Weidmüller Interface GmbH & Co. KG
Klingenbergstraße 26
D-32758 Detmold
Germany

www.weidmueller.com

Technical data

Approvals

Approvals	CE
ROHS	Conform

Dimensions and weights

Depth	64 mm	Depth (inches)	2.5197 inch
Height	45 mm	Height (inches)	1.7716 inch
Width	18 mm	Width (inches)	0.7087 inch
Net weight	42 g		

Temperatures

Storage temperature	-40 °C...85 °C	Ambient temperature	-40 °C...85 °C
Operating temperature	-40 °C...85 °C	Humidity	5 - 95% rel. humidity

Environmental Product Compliance

RoHS Compliance Status	Compliant without exemption
REACH SVHC	No SVHC above 0.1 wt%

Connection data, remote alert

Connection type	PUSH IN

General data

Optical function display	green = OK; red = arrester is defective - replace	Segment	Power distribution
Version	Class II surge protection, no leakage current	Design	Installation housing; 1TE, Insta IP 20
UL 94 flammability rating	V-0	Colour	blue
Protection degree	IP20 in installed state	Operating altitude	≤ 4000 m

Insulation coordination acc. to EN 50178

Surge voltage category	III	Pollution severity	2

Rated data IEC / EN

Number of poles	1	Combined pulse UOC	6 kV
Leakage current at Un	5 µA	Signalling contact	No
Rated voltage (AC)	240 V	Low voltage network	TT nur für N-PE
Protection level Up at IN (N-PE)	≤ 1.5 kV	Voltage type	AC
Temporary surge voltage (over-voltage) - TOV	1200 V	Fuse protection	Not required
Response time / fallback time	≤ 100 ns	Frequency range, max.	60 Hz
Frequency range, min.	50 Hz	Standards	IEC61643-11, EN61643-11, IEC 61643-11, EN 61643-11
Requirements class, acc. to EN 61643-11	T2, T3	Requirements category acc. to IEC 61643-11	Type II, Type III
Max. continuous voltage, Uc (AC)	305 V	Max. continuous voltage, Uc (N-PE)	305 V
Mains voltage	230 V / 400 V	Discharge current Imax (8/20µs) N-PE	65 kA

VPU AC II F 0 N-PE 305/65

Weidmüller Interface GmbH & Co. KG
Klingenbergstraße 26
D-32758 Detmold
Germany

www.weidmueller.com

Technical data

Discharge current In (8/20µs) N-PE	40 kA	Energy coordination (≤10 m)	Type II, Type III
Discharge current In (8/20µs) wire-PE	20 kA	SPD type	T2, T3
Short-circuit current rating ISCCR	100 kA	Follow-on current extinguishing capability Ifi	Follow current need not be taken into account
Integrated back-up fuse	Yes		

Connection data

Type of connection	Screw connection	Wire cross-section, solid, max.	35 mm²
Wire connection cross section, finely stranded, max.	25 mm²		

Electrical data

Voltage type	AC

General data

Number of poles	1	Protection degree	IP20 in installed state
Colour	blue		

Guarantee

Time interval	5 years

Important note

Product information	If F1 > 63A gG, then the integrated backup fuse always operates before F1

Classifications

ETIM 8.0	EC000941	ETIM 9.0	EC000941
ETIM 10.0	EC000941	ECLASS 14.0	27-17-12-02
ECLASS 15.0	27-17-12-02		

VPU AC II F 0 N-PE 305/65

Weidmüller Interface GmbH & Co. KG
Klingenbergstraße 26
D-32758 Detmold
Germany

www.weidmueller.com

Drawings

Electric symbol

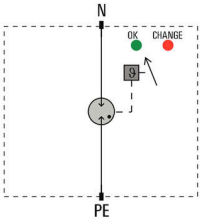

PE

Schematic circuit diagram

VPU AC II F 0 N-PE 305/65

Weidmüller Interface GmbH & Co. KG
Klingenbergstraße 26
D-32758 Detmold
Germany

www.weidmueller.com

Accessories

Slotted screwdriver

VDE insulated slot-head screwdriver, SDI DIN 7437, ISO 2380/2, drive output acc. to DIN 5264, ISO 2380/1. SoftFinish grip

General ordering data

Type	SDIS 1.0X5.5X125	Version
Order No.	2749850000	Screwdriver, Blade width (B): 5.5 mm, Blade length: 125 mm, Blade
GTIN (EAN)	4050118897050	thickness (A): 1 mm
Qty.	1 ST	

Blank



ESG is the tried-and-tested marker in MultiCard format for use on many well-known electrical devices. The result is high-quality device marking with a high-contrast appearance.
Various types are available for devices from manufacturers like Siemens, ABB, Beckhoff etc.
Advantages at a glance:

- Tags for universal usage, self-adhesive or clip-on tags, depending on type
- For aligned equipment, e.g. circuit breakers, we supply ESG markers for clipping onto tag rails
- Individual laser-quality printing according to specifications

For custom printing: Please send us a file of our labeling software M-Print PRO or M-Print PRO Online (without installation) for your labeling specifications.

General ordering data

Type	ESG 6/15 K MC NE WS	Version
Order No.	1880100000	ESG, Device markers x 15 mm, PA 66, Colour: white, Self-adhesive
GTIN (EAN)	4032248478781	
Qty.	200 ST	

VPU Series



Extensive accessories round off the product range

VPU AC II F 0 N-PE 305/65

Weidmüller Interface GmbH & Co. KG
Klingenbergstraße 26
D-32758 Detmold
Germany

www.weidmueller.com

Accessories

General ordering data

Type	VPU LOCKING CLIP S	Version
Order No.	2735080000	
GTIN (EAN)	4050118826050	
Qty.	10 ST	