

VPU AC II F 1 R 300/40

Weidmüller Interface GmbH & Co. KG

Klingenbergstraße 26

D-32758 Detmold

Germany

www.weidmueller.com

Product image



Image similar

Weidmüller VPU I (Type I), VPU II (Type II) and VPU III (Type III) surge protection products effectively reduce the interference coupling that can occur due to transient surge voltages, even significantly below the limits prescribed by insulation co-ordination according to EN 60664-3 / DIN VDE 0110-3. This means that the whole installation is exposed to fewer malfunctions. The arresters are co-ordinated using technical means. This means that decoupling between Types I, II and III is unnecessary. The arresters are tested according to product standard IEC 61643-11 / DIN EN 61643-11 and can be installed in systems according to IEC 61643-12 / VDE 0675-6-12 and IEC 62305-4 / VDE 0185-4. This lightning and surge protection device is suited for installation in power supply systems. Weidmüller offers different products depending on the particular mains network type and voltage level. The VPU AC II F series is characterised by a fuse integrated in the arrester. These arresters do not require a fuse.

General ordering data

Version	Surge voltage arrester, Low voltage, Surge protection, with remote contact, Single-phase, TN
Order No.	2807390000
Type	VPU AC II F 1 R 300/40
GTIN (EAN)	4064675275480
Qty.	1 items

VPU AC II F 1 R 300/40

Weidmüller Interface GmbH & Co. KG
 Klingenbergstraße 26
 D-32758 Detmold
 Germany

www.weidmueller.com

Technical data

Approvals

Approvals



ROHS Conform

Dimensions and weights

Depth	68 mm	Depth (inches)	2.6772 inch
Depth including DIN rail	76 mm	Height	111 mm
Height (inches)	4.3701 inch	Width	18 mm
Width (inches)	0.7087 inch	Net weight	155 g

Temperatures

Storage temperature	-40 °C...85 °C	Ambient temperature	-40 °C...85 °C
Operating temperature	-40 °C...85 °C	Humidity	5 - 95% rel. humidity

Environmental Product Compliance

RoHS Compliance Status	Compliant without exemption
REACH SVHC	No SVHC above 0.1 wt%

Connection data, remote alert

Cross-section for connected wire, solid core, min.	0.25 mm ²	Stripping length	8 mm
Connection type	PUSH IN	Cross-section for connected wire, solid core, max.	1.5 mm ²

General data

Optical function display	green = OK; red = arrester is defective - replace	Segment	Power distribution
Version	Surge protection, with remote contact	Design	Installation housing; 1TE, Insta IP 20
UL 94 flammability rating	V-0	Colour	orange, black
Protection degree	IP20 in installed state	Mounting rail	TS 35
Operating altitude	≤ 4000 m		

Insulation coordination acc. to EN 50178

Surge voltage category	III	Pollution severity	2
------------------------	-----	--------------------	---

Rated data IEC / EN

Number of poles	1	Combined pulse UOC	6 kV
Leakage current at Un	0.3 mA	Signalling contact	250 V 1A 1CO
Rated voltage (AC)	230 V	Low voltage network	Single-phase, TN
Voltage type	AC	Temporary surge voltage (over-voltage) - TOV	337 V
Fuse protection	Not required, internally available, No Fuse necessary ≤315 A gG	Response time / fallback time	≤ 25 ns
Frequency range, max.	60 Hz	Frequency range, min.	50 Hz

VPU AC II F 1 R 300/40

Weidmüller Interface GmbH & Co. KG
 Klingenbergstraße 26
 D-32758 Detmold
 Germany

www.weidmueller.com

Technical data

Standards	IEC 61643-11, EN 61643-11	Requirements class, acc. to EN 61643-11	T2, T3
Requirements category acc. to IEC 61643-11	Type II, Type III	Max. continuous voltage, U_c (AC)	300 V
Mains voltage	230 V / 400 V	Energy coordination (≤ 10 m)	Type II, Type III
Discharge current I_n (8/20 μ s) wire-PE	20 kA	Discharge current I_{max} (8/20 μ s) wire-PE	40 kA
SPD type	T2, T3	Protection level Up at IN (L/N-PE)	≤ 1500 V
Short-circuit current rating ISCCR	100 kA	Follow-on current extinguishing capability I_{fi}	Follow current need not be taken into account
Integrated back-up fuse	Yes		

Connection data

Stripping length	18 mm	Wire connection method	Screw connection
Type of connection	Screw connection	Stripping length, rated connection	18 mm
Tightening torque, min.	3 Nm	Tightening torque, max.	4.5 Nm
Clamping range, rated connection	16 mm ²	Clamping range, min.	1.5 mm ²
Clamping range, max.	35 mm ²	Wire connection cross section AWG, min.	AWG 16
Wire connection cross section AWG, max.	AWG 2	Wire cross-section, solid, min.	1.5 mm ²
Wire cross-section, solid, max.	35 mm ²	Wire connection cross section, finely stranded, min.	1.5 mm ²
Wire connection cross section, finely stranded, max.	25 mm ²	Conductor cross-section, flexible, AEH (DIN 46228-1), min.	2.5 mm ²
Conductor cross-section, flexible, AEH (DIN 46228-1), max.	25 mm ²	Connection cross-section, stranded, min.	1.5 mm ²
Connection cross-section, stranded, max.	35 mm ²		

Electrical data

Voltage type	AC
--------------	----

General data

Number of poles	1	Protection degree	IP20 in installed state
Colour	orange, black		

Guarantee

Time interval	5 years
---------------	---------

Important note

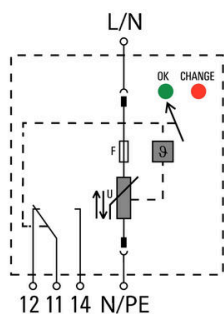
Product information	If $F1 > 63A$ gG, then the integrated backup fuse always operates before F1
---------------------	---

Classifications

ETIM 8.0	EC000941	ETIM 9.0	EC000941
ETIM 10.0	EC000941	ECLASS 14.0	27-17-12-02
ECLASS 15.0	27-17-12-02		

Drawings

Electric symbol



Schematic circuit diagram

VPU AC II F 1 R 300/40

Weidmüller Interface GmbH & Co. KG

Klingenbergstraße 26

D-32758 Detmold

Germany

www.weidmueller.com

Accessories

Crosshead screwdriver Phillips



VDE insulated crosshead screwdriver, for Phillips screws, SDIK PH DIN 7438, ISO 8764/2-PH, output to ISO 8764-PH, SoftFinish grip

General ordering data

Type	SDIK PH1 X 80	Version
Order No.	2749890000	Screwdriver, Blade width (B): 1 mm, 80 mm, Blade thickness (A): 1
GTIN (EAN)	4050118897098	
Qty.	1 ST	

Slotted screwdriver




VDE insulated slot-head screwdriver, SDI DIN 7437, ISO 2380/2, drive output acc. to DIN 5264, ISO 2380/1. SoftFinish grip

General ordering data

Type	SDIS 1.0X5.5X125	Version
Order No.	2749850000	Screwdriver, Blade width (B): 5.5 mm, Blade length: 125 mm, Blade
GTIN (EAN)	4050118897050	thickness (A): 1 mm
Qty.	1 ST	

Blank



ESG is the tried-and-tested marker in MultiCard format for use on many well-known electrical devices. The result is high-quality device marking with a high-contrast appearance.

Various types are available for devices from manufacturers like Siemens, ABB, Beckhoff etc.

Advantages at a glance:

- Tags for universal usage, self-adhesive or clip-on tags, depending on type
- For aligned equipment, e.g. circuit breakers, we supply ESG markers for clipping onto tag rails
- Individual laser-quality printing according to specifications

For custom printing: Please send us a file of our labeling software M-Print PRO or M-Print PRO Online (without installation) for your labeling specifications.

VPU AC II F 1 R 300/40

Weidmüller Interface GmbH & Co. KG

Klingenbergstraße 26

D-32758 Detmold

Germany


www.weidmueller.com

Accessories

General ordering data

Type	ESG 6/15 K MC NE WS	Version
Order No.	1880100000	ESG, Device markers x 15 mm, PA 66, Colour: white, Self-adhesive
GTIN (EAN)	4032248478781	
Qty.	200 ST	

VPU Series



Extensive accessories round off the product range

General ordering data

Type	VPU AC EXTENDER	Version
Order No.	3123500000	
GTIN (EAN)	4099987270175	
Qty.	8 ST	

Spare arrester



Weidmüller VPU I (Type I), VPU II (Type II) and VPU III (Type III) surge protection products effectively reduce the interference coupling that can occur due to transient surge voltages, even significantly below the limits prescribed by insulation co-ordination according to EN 60664-3 / DIN VDE 0110-3. This means that the whole installation is exposed to fewer malfunctions. The arresters are co-ordinated using technical means. This means that decoupling between Types I, II and III is unnecessary. The arresters are tested according to product standard IEC 61643-11 / DIN EN 61643-11 and can be installed in systems according to IEC 61643-12 / VDE 0675-6-12 and IEC 62305-4 / VDE 0185-4. This lightning and surge protection device is suited for installation in power supply systems. Weidmüller offers different products depending on the particular mains network type and voltage level. The VPU AC II F series is characterised by a fuse integrated in the arrester. These arresters do not require a fuse.

General ordering data


Type	VPU AC II F O 300/40	Version
Order No.	2807520000	Surge voltage arrester, Low voltage, Class II surge protection, no
GTIN (EAN)	4064675275541	leakage current
Qty.	1 ST	

VPU AC II F 1 R 300/40**Weidmüller Interface GmbH & Co. KG**

Klingenbergstraße 26

D-32758 Detmold

Germany

www.weidmueller.com**Accessories****VPU Series**

Extensive accessories round off the product range

General ordering data

Type	VPU LOCKING CLIP S	Version
Order No.	2735080000	
GTIN (EAN)	4050118826050	
Qty.	10 ST	
Type	PLUG VPU AC	Version
Order No.	2855300000	
GTIN (EAN)	4064675533283	
Qty.	10 ST	