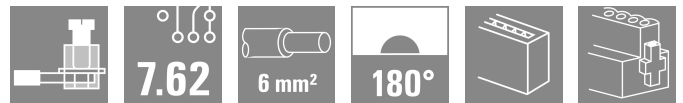


## BVZ 7.62HP/08/180MF5 SN BK BX

**Weidmüller Interface GmbH & Co. KG**  
 Klingenbergstraße 26  
 D-32758 Detmold  
 Germany

www.weidmueller.com

### Product image, Similar to illustration



High-performance female header with the proven, 100% maintenance-free Weidmüller steel clamping yoke. Side-by-side mounting without sacrificing any poles or with patented multifunction flange for secure, fast fixing without tools. Maximum operating reliability thanks to a mating profile that prevents incorrect connection, unique coding diversity, protection against faulty wiring, 4-point contact. Suitable for labelling.

### General ordering data

|              |  |
|--------------|--|
| Version      | PCB plug-in connector, female plug, 7.62 mm, Number of poles: 8, 180°, Clamping yoke connection, Clamping range, max. : 10 mm <sup>2</sup> , Box |
| Order No.    | <a href="#">2798850000</a>   |
| Type         | BVZ 7.62HP/08/180MF5 SN BK BX  |
| GTIN (EAN)   | 4064675259022  |
| Qty.         | 16 items   |
| Product data | IEC: 1000 V / 57 A / 0.2 - 10 mm <sup>2</sup><br>UL: 600 V / 40.5 A  |
| Packaging    | Box  |

## BVZ 7.62HP/08/180MF5 SN BK BX

Weidmüller Interface GmbH & Co. KG  
Klingenbergstraße 26  
D-32758 Detmold  
Germany

www.weidmueller.com

## Technical data

## Approvals

Approvals



UL File Number Search [UL Website](#)  
Certificate No. (cURus) E60693

## Dimensions and weights

|            |          |                 |             |
|------------|----------|-----------------|-------------|
| Depth      | 43.2 mm  | Depth (inches)  | 1.7008 inch |
| Height     | 23.1 mm  | Height (inches) | 0.9094 inch |
| Width      | 68.58 mm | Width (inches)  | 2.7 inch    |
| Net weight | 46.49 g  |                 |             |

## Environmental Product Compliance

RoHS Compliance Status Compliant without exemption  
REACH SVHC No SVHC above 0.1 wt%

## System Parameters

|  |   |                           |                          |
|--|---|---------------------------|--------------------------|
| Product family                             | OMNIMATE Power - series<br>BV/SV 7.62HP | Wire connection method    | Clamping yoke connection |
| Pitch in mm (P)                            | 7.62 mm                                 | Pitch in inches (P)       | 0.300 "                  |
| Conductor outlet direction                 | 180°                                    | Number of poles           | 8                        |
| L1 in mm                                   | 60.96 mm                                | L1 in inches              | 2.400 "                  |
| Number of rows                             | 1                                       | Pin series quantity       | 1                        |
| Touch-safe protection acc. to DIN VDE 0470 | IP 20                                   | Protection degree         | IP20                     |
| Tightening torque, min.                    | 0.5 Nm                                  | Tightening torque, max.   | 0.6 Nm                   |
| Clamping screw                             | M 3                                     | Screwdriver blade         | 0.6 x 3.5                |
| Plugging cycles                            | 25                                      | Plugging force/pole, max. | 16.5 N                   |
| Pulling force/pole, max.                   | 11 N                                    |                           |                          |

## Material data

|                                  |               |                                 |                    |
|----------------------------------|---------------|---------------------------------|--------------------|
| Insulating material              | PA GF         | Colour                          | black              |
| Colour chart (similar)           | RAL 9011      | Insulating material group       | II                 |
| Comparative Tracking Index (CTI) | ≥ 500         | Moisture Level (MSL)            |                    |
| UL 94 flammability rating        | V-0           | Contact material                | Copper alloy       |
| Contact surface                  | silver-plated | Layer structure of plug contact | 6...8 µm Sn glossy |
| Storage temperature, min.        | -40 °C        | Storage temperature, max.       | 70 °C              |
| Operating temperature, min.      | -50 °C        | Operating temperature, max.     | 125 °C             |

## Conductors suitable for connection

|   |                     |
|---|---------------------|
| Clamping range, min.                    | 0.2 mm <sup>2</sup> |
| Clamping range, max.                    | 10 mm <sup>2</sup>  |
| Wire connection cross section AWG, min. | AWG 24              |
| Wire connection cross section AWG, max. | AWG 8               |
| Solid, min. H05(07) V-U                 | 0.2 mm <sup>2</sup> |
| Solid, max. H05(07) V-U                 | 6 mm <sup>2</sup>   |
| Flexible, min. H05(07) V-K              | 0.2 mm <sup>2</sup> |
| Flexible, max. H05(07) V-K              | 10 mm <sup>2</sup>  |

**BVZ 7.62HP/08/180MF5 SN BK BX**

**Weidmüller Interface GmbH & Co. KG**  
 Klingenbergstraße 26  
 D-32758 Detmold  
 Germany

www.weidmueller.com

**Technical data**

w. plastic collar ferrule, DIN 46228 pt 4, 0.2 mm<sup>2</sup>  
 min.

w. plastic collar ferrule, DIN 46228 pt 4, 6 mm<sup>2</sup>  
 max.

w. wire end ferrule, DIN 46228 pt 1, 0.5 mm<sup>2</sup>  
 min.

w. wire end ferrule, DIN 46228 pt 1, 6 mm<sup>2</sup>  
 max.

|  |  |                              |                             |
|--|--|------------------------------|-----------------------------|
| Clampable conductor                    | Cross-section for conductor connection | Type                         | fine-wired                  |
|  |  | nominal                      | 0.5 mm <sup>2</sup>         |
| wire end ferrule                       |  | Stripping length             | nominal 14 mm               |
|  |  | Recommended wire-end ferrule | <a href="#">H0.5/18 OR</a>  |
|  |  |                              |                             |
| Cross-section for conductor connection | Type                                   | fine-wired                   |                             |
|  | nominal                                | 1 mm <sup>2</sup>            |                             |
| wire end ferrule                       |  | Stripping length             | nominal 15 mm               |
|  |  | Recommended wire-end ferrule | <a href="#">H1.0/18 GE</a>  |
|  |  |                              |                             |
| Cross-section for conductor connection | Type                                   | fine-wired                   |                             |
|  | nominal                                | 1.5 mm <sup>2</sup>          |                             |
| wire end ferrule                       |  | Stripping length             | nominal 15 mm               |
|  |  | Recommended wire-end ferrule | <a href="#">H1.5/18D SW</a> |
|  |  | Stripping length             | nominal 12 mm               |
|  |  | Recommended wire-end ferrule | <a href="#">H1.5/12</a>     |
| Cross-section for conductor connection | Type                                   | fine-wired                   |                             |
|  | nominal                                | 0.75 mm <sup>2</sup>         |                             |
| wire end ferrule                       |  | Stripping length             | nominal 14 mm               |
|  |  | Recommended wire-end ferrule | <a href="#">H0.75/18 W</a>  |
|  |  |                              |                             |
| Cross-section for conductor connection | Type                                   | fine-wired                   |                             |
|  | nominal                                | 2.5 mm <sup>2</sup>          |                             |
| wire end ferrule                       |  | Stripping length             | nominal 14 mm               |
|  |  | Recommended wire-end ferrule | <a href="#">H2.5/19D BL</a> |
|  |  | Stripping length             | nominal 12 mm               |
|  |  | Recommended wire-end ferrule | <a href="#">H2.5/12</a>     |
| Cross-section for conductor connection | Type                                   | fine-wired                   |                             |
|  | nominal                                | 4 mm <sup>2</sup>            |                             |
| wire end ferrule                       |  | Stripping length             | nominal 12 mm               |
|  |  | Recommended wire-end ferrule | <a href="#">H4.0/12</a>     |
|  |  | Stripping length             | nominal 14 mm               |
|  |  | Recommended wire-end ferrule | <a href="#">H4.0/20D GR</a> |
| Cross-section for conductor connection | Type                                   | fine-wired                   |                             |
|  | nominal                                | 6 mm <sup>2</sup>            |                             |
| wire end ferrule                       |  | Stripping length             | nominal 14 mm               |
|  |  | Recommended wire-end ferrule | <a href="#">H6.0/20 SW</a>  |
|  |  | Stripping length             | nominal 12 mm               |
|  |  | Recommended wire-end ferrule | <a href="#">H6.0/12</a>     |

Reference text The outside diameter of the plastic collar should not be larger than the pitch (P), Length of ferrules is to be chosen depending on the product and the rated voltage.

**BVZ 7.62HP/08/180MF5 SN BK BX**
**Weidmüller Interface GmbH & Co. KG**

 Klingenbergstraße 26  
 D-32758 Detmold  
 Germany

[www.weidmueller.com](http://www.weidmueller.com)
**Technical data**
**Rated data acc. to IEC**

|   |                        |   |                   |
|---|------------------------|---|-------------------|
| tested acc. to standard   | IEC 60664-1, IEC 61984 | Rated current, min. number of poles (Tu=20°C)                         | 57 A              |
| Rated current, max. number of poles (Tu=20°C)                             | 54 A                   | Rated current, min. number of poles (Tu=40°C)                         | 51 A              |
| Rated current, max. number of poles (Tu=40°C)                             | 41 A                   | Rated voltage for surge voltage class / pollution degree II/2         | 1000 V            |
| Rated voltage for surge voltage class / pollution degree III/2            | 1000 V                 | Rated voltage for surge voltage class / pollution degree III/3        | 800 V             |
| Rated impulse voltage for surge voltage class/ pollution degree II/2      | 6000 V                 | Rated impulse voltage for surge voltage class/ pollution degree III/2 | 8 kV              |
| Rated impulse voltage for surge voltage class/ contamination degree III/3 | 8 kV                   | Short-time withstand current resistance                               | 3 x 1s with 420 A |
| Creepage distance, min.   | 13.8 mm                | Clearance, min.   | 10.2 mm           |

**Rated data acc. to CSA**

|                                   |        |                                   |        |
|-----------------------------------|--------|-----------------------------------|--------|
| Rated voltage (Use group B / CSA) | 600 V  | Rated voltage (Use group C / CSA) | 600 V  |
| Rated voltage (Use group D / CSA) | 600 V  | Rated current (Use group B / CSA) | 40.5 A |
| Rated current (Use group C / CSA) | 40.5 A | Rated current (Use group D / CSA) | 5 A    |
| Wire cross-section, AWG, min.     | AWG 24 | Wire cross-section, AWG, max.     | AWG 8  |

**Rated data acc. to UL 1059**

|                                       |        |                                       |  |
|---------------------------------------|--------|---------------------------------------|--|
| Institute (cURus)                     | CURUS  | Certificate No. (cURus)               | E60693   |
| Rated voltage (Use group B / UL 1059) | 600 V  | Rated voltage (Use group C / UL 1059) | 600 V  |
| Rated voltage (Use group D / UL 1059) | 600 V  | Rated voltage (Use group F / UL 1059) | 1000 V   |
| Rated current (Use group B / UL 1059) | 40.5 A | Rated current (Use group C / UL 1059) | 40.5 A   |
| Rated current (Use group D / UL 1059) | 5 A    | Rated current (Use group F / UL 1059) | 40.5 A   |
| Wire cross-section, AWG, max.         | AWG 8  | Reference to approval values          | Specifications are maximum values, details - see approval certificate. |

**Packing**

|           |           |            |           |
|-----------|-----------|------------|-----------|
| Packaging | Box       | VPE length | 352.00 mm |
| VPE width | 141.00 mm | VPE height | 61.00 mm  |

**Important note**

|                |  |
|----------------|--|
| IPC conformity | Conformity: The products are developed, manufactured and delivered according international recognized standards and norms and comply with the assured properties in the data sheet resp. fulfill decorative properties in accordance with IPC-A-610 "Class 2". Further claims on the products can be evaluated on request.   |
| Notes          | <ul style="list-style-type: none"> <li>• Additional variants on request</li> <li>• Rated current related to rated cross-section &amp; min. No. of poles.</li> <li>• Wire end ferrule with plastic collar to DIN 46228/4</li> <li>• Wire end ferrule without plastic collar to DIN 46228/1</li> <li>• P on drawing = pitch</li> <li>• Rated data refer only to the component itself. Clearance and creepage distances to other components are to be designed in accordance with the relevant application standards.</li> <li>• In accordance with IEC 61984, OMNIMATE-connectors are connectors without breaking capacity (COC). During designated use, connectors are not allowed to be engaged or disengaged when live or under load</li> <li>• Long term storage of the product with average temperature of 50 °C and maximum humidity 70%, 36 months</li> </ul> |

**Technical data**

**Classifications**

|             |             |             |             |
|-------------|-------------|-------------|-------------|
| ETIM 8.0    | EC002638    | ETIM 9.0    | EC002638    |
| ETIM 10.0   | EC002638    | ECLASS 14.0 | 27-46-02-02 |
| ECLASS 15.0 | 27-46-02-02 |             |             |

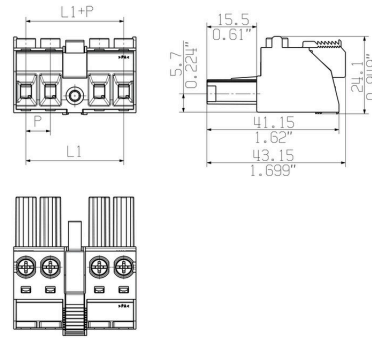
**BVZ 7.62HP/08/180MF5 SN BK BX**

**Weidmüller Interface GmbH & Co. KG**  
 Klingenbergstraße 26  
 D-32758 Detmold  
 Germany

www.weidmueller.com

Drawings

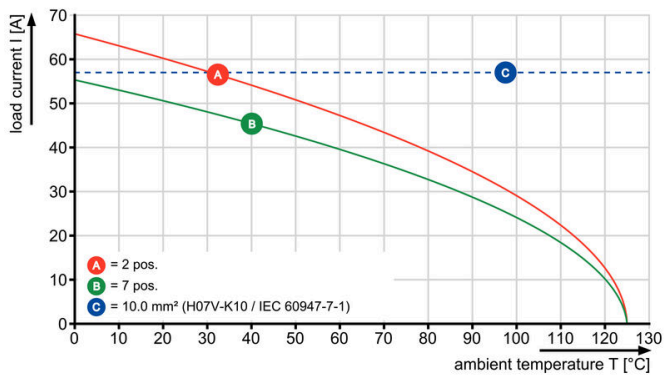
Dimensional drawing



Similar to illustration

Graph

BVZ 7.62HP/./180 - SV 7.62HP/./180



Graph

BVZ 7.62HP/./180 - SVZ 7.62HP/./180

