


**CH20M6 BP 4P-4P BK LF 1 1261494****Weidmüller Interface GmbH & Co. KG**

Klingenbergstraße 26

D-32758 Detmold

Germany

[www.weidmueller.com](http://www.weidmueller.com)**Product image**

The basic element of the modular CH20M housing offers a number of advantages that make it an excellent choice for your projects. With special cut-outs for bus and FE contacts, it is particularly flexible and adaptable.

Another plus point is the option of laser printing on the housing, which offers you high precision and individual design options. A wide range of colors is also available so that you can design the housing entirely according to your wishes.

The CH20M housing is also suitable for standard mounting rails, which makes installation and integration into existing systems easier.

**General ordering data**

Version	Modular housing, OMNIMATE Housing - series CH20M black, Housing base, Width: 6.1 mm
Order No.	<a href="#">2771470000</a>
Type	CH20M6 BP 4P-4P BK LF 1 1261494
GTIN (EAN)	4064675032205
Qty.	50 items

## CH20M6 BP 4P-4P BK LF 1 1261494

**Weidmüller Interface GmbH & Co. KG**  
 Klingenbergstraße 26  
 D-32758 Detmold  
 Germany

www.weidmueller.com

## Technical data

## Approvals

ROHS	Conform
------	---------

## Dimensions and weights

Depth	114.3 mm	Depth (inches)	4.5 inch
Height	110.7 mm	Height (inches)	4.3583 inch
Width	6.1 mm	Width (inches)	0.2402 inch
Net weight	2.02 g		

## Environmental Product Compliance

RoHS Compliance Status	Compliant without exemption
REACH SVHC	No SVHC above 0.1 wt%

## Material data

UL 94 flammability rating	V-0	Insulating material	PBT
Insulating material group	II	Surface finish	untreated
Basic material	Plastic	Comparative Tracking Index (CTI)	400 ≤ CTI <600

## General data

Colour	black	Protection degree	IP20 in installed state
Mounting rail	TS 35	Colour chart (similar)	RAL 9011
Encapsulation option	No		

## Assembly properties

Number of PCBs, max.	1	Number of connection levels, max.	8
Number of poles, max.	8	Height of components on the PCB, max.	3.5 mm
Type of assembly of the PCB	one-sided		

## Mechanical tests

According to Standard	DIN EN 61373:1999 (shock and vibration)		
Test conditions	50g additional weight on the PCB, five housings installed in a row, with endbrackets WEW 35/1 (1059000000)		
Proved axles	X, Y, Z		
Shock test	General test advices	All mechanical tests were tested on exemplary setup, or in view of depending regulation. The specified results do not replace approval relevant tests. They are just orientation values.	
	Test category	2	
	Number of shocks per axle	3 in positive and negative direction	
	Shock duration	18 ms	
	Acceleration horizontal	300.00 m/s <sup>2</sup>	
	Acceleration vertical	300.00 m/s <sup>2</sup>	
	Acceleration longitudinal	300.00 m/s <sup>2</sup>	
Vibration test	Test duration	5 hours per axle	
	Effective acceleration	42.5 m/s <sup>2</sup>	

## Component properties

Number of connection levels, max.	8
-----------------------------------	---

**CH20M6 BP 4P-4P BK LF 1 1261494**

**Weidmüller Interface GmbH & Co. KG**  
 Klingenbergstraße 26  
 D-32758 Detmold  
 Germany

[www.weidmueller.com](http://www.weidmueller.com)

**Technical data****Design - IN requirements**

Tolerance for the PCB shape	±0.1 mm	PCB thickness	0.8 mm
Tolerance of circuit board thickness	±0.1 mm		

**Individualization options**


Customer specific cutouts possible	Yes	Customer specific labelling possible	Yes
Customer specific order process	See guideline under downloads	Alternative colours	More on request

**Classifications**

ETIM 8.0	EC001031	ETIM 9.0	EC001031
ETIM 10.0	EC001031	ECLASS 14.0	27-19-06-01
ECLASS 15.0	27-19-06-01		

## Drawings


### Product image



### Product image

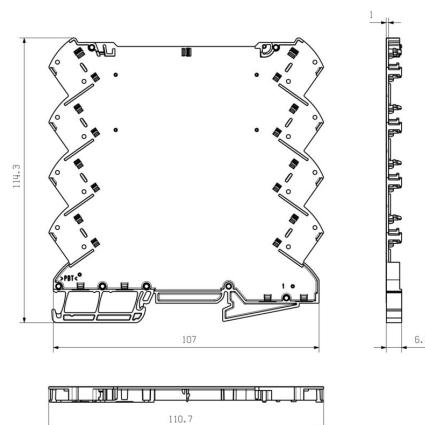


### Product image



Base element without cut-out in snap-in foot area

### Dimensioned drawing



**CH20M6 BP 4P-4P BK LF 1 1261494**

**Weidmüller Interface GmbH & Co. KG**  
Klingenbergstraße 26  
D-32758 Detmold  
Germany

[www.weidmueller.com](http://www.weidmueller.com)

**Accessories****CH20M6 C - Flip cover**

The Flip cover of the CH20M housing offers practical functions that support your application. It can be sealed, which ensures additional security and protection for your contents. You also have the option of printing on the cover using pad printing to clearly display important information or logos.

In addition, markers can be used to apply specific instructions or markings directly on the cover.

**General ordering data**

Type	CH20M6 C BK 1819	Version
Order No.	<a href="#">2418620000</a>	Modular housing, OMNIMATE Housing - series CH20M black,
GTIN (EAN)	4032248899142	Transparent, Flip cover, Width: 6.1 mm
Qty.	50 ST	
Type	CH20M6 C TP 8089	Version
Order No.	<a href="#">1073410000</a>	Modular housing, OMNIMATE Housing - series CH20M Transparent,
GTIN (EAN)	4032248831203	Flip cover, Width: 6.1 mm
Qty.	50 ST	

## CH20M6 BP 4P-4P BK LF 1 1261494

**Weidmüller Interface GmbH & Co. KG**  
 Klingenbergstraße 26  
 D-32758 Detmold  
 Germany

www.weidmueller.com

## Counterpart

## CH20M6 BC - Housing side panel



The world of electronics in a disk

With a width of just 6.1 mm, the electronics developer's expertise creates compact application worlds. Specially developed for a PCB, the modular housing concept offers ideal conditions for small electronic components and the use of PCB terminals.

Maximum design freedom thanks to a generous net area of 6800 mm<sup>2</sup> on the PCB enables optimum assembly with space-saving geometries of the reflow-capable THR PCB terminal blocks. Error-free assembly and soldering processes are supported by optimized frame geometries and support geometries. In addition, customizable design options such as labeling, color selection and variable printable swivel covers ensure flexibility. Thanks to reflow-compatible connection elements and machine-compatible packaging, maximum efficiency in processing is guaranteed - for time-saving and precise installation.

## General ordering data

Type	CH20M6 BC 4P-4P AGY 1 1...	Version
Order No.	<a href="#">2771210000</a>	Flange-mounted housing, OMNIMATE Housing - series CH20M Agate
GTIN (EAN)	4064675031949	grey, Housing side panel, Width: 5.3 mm
Qty.	50 ST	
Type	CH20M6 BC 4P-4P BK 1 12...	Version
Order No.	<a href="#">2771160000</a>	Flange-mounted housing, OMNIMATE Housing - series CH20M black,
GTIN (EAN)	4064675031895	Housing side panel, Width: 5.3 mm
Qty.	50 ST	
Type	CH20M6 BC 4P-4P GY 1 12...	Version
Order No.	<a href="#">2771180000</a>	Flange-mounted housing, OMNIMATE Housing - series CH20M
GTIN (EAN)	4064675031918	Pebble grey, Housing side panel, Width: 5.3 mm
Qty.	50 ST	
Type	CH20M6 BC 4P-4P RD 1 12...	Version
Order No.	<a href="#">2771190000</a>	Flange-mounted housing, OMNIMATE Housing - series CH20M red,
GTIN (EAN)	4064675031925	Housing side panel, Width: 5.3 mm
Qty.	50 ST	
Type	CH20M6 BC 4P-4P TGY 1 1...	Version
Order No.	<a href="#">2771200000</a>	Flange-mounted housing, OMNIMATE Housing - series CH20M Traffic
GTIN (EAN)	4064675031932	grey (RAL), Housing side panel, Width: 5.3 mm
Qty.	50 ST	

## CH20M6 BP 4P-4P BK LF 1 1261494

Weidmüller Interface GmbH &amp; Co. KG

Klingenbergstraße 26

D-32758 Detmold

Germany

www.weidmueller.com

## Counterpart

## LHZ-SMT L - left connection side



Naturally, the CH20M system also shows its detailed perfection in the peripheral interface.

If you are taking into consideration design options, processing, usability, reliability and security, then pin headers and connectors are just as critical in the real world as the entire system.

In every sector, the connection technology is at the top of its class.

- 100% safe protected against accidental touch
- 100% efficient fully compatible with reflow soldering
- 100% time and cost savings During the installation: the quick all-purpose "Multi-Tool" screw head ensures a secure contact, user-friendly operation and less complexity. Additional features, such as the "Wire ready" technology, enable you to minimize wiring costs and increase customer satisfaction.

## General ordering data

Type	LHZ-SMT L 1.5SN BK BX	Version
Order No.	<a href="#">1137870000</a>	Printed circuit board terminals, Connection element, left, block
GTIN (EAN)	4032248919741	assembly, closed side, THR solder connection, 0.00 mm, Number of
Qty.	306 ST	poles: 1, Solder pin length (l): 1.5 mm, tinned, black, Box
Type	LHZ-SMT L 1.5SN BK RL	Version
Order No.	<a href="#">2418580000</a>	Printed circuit board terminals, Connection element, left, block
GTIN (EAN)	4032248984350	assembly, closed side, THR solder connection, 0.00 mm, Number of
Qty.	432 ST	poles: 1, Solder pin length (l): 1.5 mm, tinned, black, Tape

## LHZ-SMT R - right connection side



Naturally, the CH20M system also shows its detailed perfection in the peripheral interface.

If you are taking into consideration design options, processing, usability, reliability and security, then pin headers and connectors are just as critical in the real world as the entire system.

In every sector, the connection technology is at the top of its class.

- 100% safe protected against accidental touch
- 100% efficient fully compatible with reflow soldering
- 100% time and cost savings During the installation: the quick all-purpose "Multi-Tool" screw head ensures a secure contact, user-friendly operation and less complexity. Additional features, such as the "Wire ready" technology, enable you to minimize wiring costs and increase customer satisfaction.

## General ordering data

Type	LHZ-SMT R 1.5SN BK BX	Version
Order No.	<a href="#">1137880000</a>	Printed circuit board terminals, Connection element, right, block
GTIN (EAN)	4032248919734	assembly, closed side, THR solder connection, 0.00 mm, Number of
Qty.	306 ST	poles: 1, Solder pin length (l): 1.5 mm, tinned, black, Box

**CH20M6 BP 4P-4P BK LF 1 1261494**

**Weidmüller Interface GmbH & Co. KG**  
Klingenbergstraße 26  
D-32758 Detmold  
Germany

[www.weidmueller.com](http://www.weidmueller.com)

**Counterpart**

Type	LHZ-SMT R 1.5SN BK RL	Version
Order No.	<a href="#">2418590000</a>	Printed circuit board terminals, Connection element, right, block
GTIN (EAN)	4032248984343	assembly, closed side, THR solder connection, 0.00 mm, Number of
Qty.	432 ST	poles: 1, Solder pin length (l): 1.5 mm, tinned, black, Tape