


**CH20M6 BP 4P-4P BUS RD LF 1 1261515**

**Weidmüller Interface GmbH & Co. KG**  
Klingenbergstraße 26  
D-32758 Detmold  
Germany

[www.weidmueller.com](http://www.weidmueller.com)

**Product image**

The basic element of the modular CH20M housing offers a number of advantages that make it an excellent choice for your projects. With special cut-outs for bus and FE contacts, it is particularly flexible and adaptable.

Another plus point is the option of laser printing on the housing, which offers you high precision and individual design options. A wide range of colors is also available so that you can design the housing entirely according to your wishes.

The CH20M housing is also suitable for standard mounting rails, which makes installation and integration into existing systems easier.

**General ordering data**

Version	Modular housing, OMNIMATE Housing - series CH20M red, Housing base, Recess in detent foot area for BUS contact, Width: 6.1 mm
Order No.	<a href="#">2771410000</a>
Type	CH20M6 BP 4P-4P BUS RD LF 1 1261515
GTIN (EAN)	4064675032144
Qty.	50 items

**CH20M6 BP 4P-4P BUS RD LF 1 1261515**

**Weidmüller Interface GmbH & Co. KG**  
 Klingenbergstraße 26  
 D-32758 Detmold  
 Germany

www.weidmueller.com

**Technical data**

**Approvals**

ROHS Conform

**Dimensions and weights**

Depth	114.3 mm	Depth (inches)	4.5 inch
Height	110.7 mm	Height (inches)	4.3583 inch
Width	6.1 mm	Width (inches)	0.2402 inch
Net weight	2.3 g		

**Environmental Product Compliance**

RoHS Compliance Status Compliant without exemption  
 REACH SVHC No SVHC above 0.1 wt%

**Material data**

UL 94 flammability rating	V-0	Insulating material	PBT
Insulating material group	II	Surface finish	untreated
Basic material	Plastic	Comparative Tracking Index (CTI)	400 ≤ CTI <600

**General data**

Colour	red	Protection degree	IP20 in installed state
Mounting rail	TS 35	Colour chart (similar)	RAL 3020
Encapsulation option	No		

**Assembly properties**

Number of PCBs, max.	1	Number of connection levels, max.	8
Number of poles, max.	8	Height of components on the PCB, max.	3.5 mm
Type of assembly of the PCB	one-sided		

**Mechanical tests**

According to Standard	DIN EN 61373:1999 (shock and vibration)	
Test conditions	50g additional weight on the PCB, with endbrackets WEW 35/1 (1059000000), four housings installed in a row	
Proved axles	X, Y, Z	
Shock test	General test advices	All mechanical tests were tested on exemplary setup, or in view of depending regulation. The specified results do not replace approval relevant tests. They are just orientation values.
	Test category	1
	Number of shocks per axle	3 in positive and negative direction
	Shock duration	30 ms
	Acceleration horizontal	50.00 m/s <sup>2</sup>
	Acceleration vertical	50.00 m/s <sup>2</sup>
Vibration test	Acceleration longitudinal	50.00 m/s <sup>2</sup>
	Test category	1B
	Test duration	5 hours per axle
	Effective acceleration	7.9 m/s <sup>2</sup>

**CH20M6 BP 4P-4P BUS RD LF 1 1261515**

**Weidmüller Interface GmbH & Co. KG**  
 Klingenbergstraße 26  
 D-32758 Detmold  
 Germany

www.weidmueller.com

**Technical data**

**Component properties**

Cut out in clip-on foot area as preparation for	BUS-contact, contact not included!	Number of connection levels, max.	8
---	------------------------------------	-----------------------------------	---

**Design - IN requirements**

Tolerance for the PCB shape	±0.1 mm	PCB thickness	0.8 mm
Tolerance of circuit board thickness	±0.1 mm		

**Individualization options**

Customer specific cutouts possible	Yes	Customer specific labelling possible	Yes
Customer specific order process	See guideline under downloads	Alternative colours	More on request

**Classifications**

ETIM 8.0	EC001031	ETIM 9.0	EC001031
ETIM 10.0	EC001031	ECLASS 14.0	27-19-06-01
ECLASS 15.0	27-19-06-01		


**CH20M6 BP 4P-4P BUS RD LF 1 1261515**

Weidmüller Interface GmbH & Co. KG  
Klingenbergstraße 26  
D-32758 Detmold  
Germany

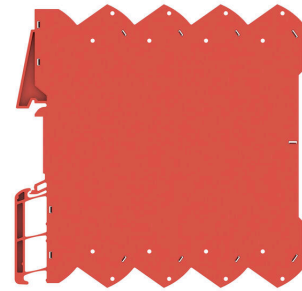
[www.weidmueller.com](http://www.weidmueller.com)

Drawings


Product image



Product image

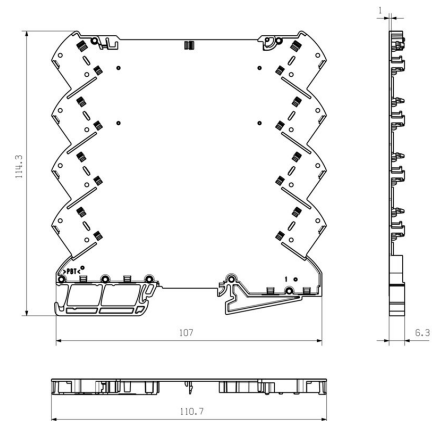


Product benefits



Base element including BUS cut-out

Dimensioned drawing



## CH20M6 BP 4P-4P BUS RD LF 1 1261515

**Weidmüller Interface GmbH & Co. KG**  
Klingenbergstraße 26  
D-32758 Detmold  
Germany

www.weidmueller.com

## Accessories

### CH20M6 C - Flip cover




The Flip cover of the CH20M housing offers practical functions that support your application. It can be sealed, which ensures additional security and protection for your contents. You also have the option of printing on the cover using pad printing to clearly display important information or logos.

In addition, markers can be used to apply specific instructions or markings directly on the cover.

### General ordering data

Type	CH20M6 C BK 1819	Version	
Order No.	<a href="#">2418620000</a>	Modular housing, OMNIMATE Housing - series CH20M black,	
GTIN (EAN)	4032248899142	Transparent, Flip cover, Width: 6.1 mm	
Qty.	50 ST		
Type	CH20M6 C TP 8089	Version	
Order No.	<a href="#">1073410000</a>	Modular housing, OMNIMATE Housing - series CH20M Transparent,	
GTIN (EAN)	4032248831203	Flip cover, Width: 6.1 mm	
Qty.	50 ST		

### SR-SMD - Bus contact block CH20M6



The integrated rail bus for the modular electronics housing system

When supplying, connecting or distributing within modular applications, the rail bus can replace the tedious individual wiring process with a flexible and uninterrupted system-wide solution.

The system bus is securely integrated within the 35-mm standard mounting rail. The SMD-bus contact block can be reflow-soldered so that it can be completely automatically processed during the component assembly. The resistant, gold-plated contact surfaces ensure a permanent and reliable contact for all housing widths.

- **Unlimited scalability** The integrated connection solution covers all system widths: from the 6-mm slice to the 67-mm large-area housing.
- **Easy to service during installation** It's easy to replace a module, even in existing modules groups – without any influence on the neighbouring modules.
- **Universal integration** The uninterrupted system bus is securely integrated within the 35-mm standard mounting rail.
- **Maximum availability** Five fully-galvanized and partially gold-plated twin-arched contacts are used to establish a permanent contact to the rail bus. THR solder flanges ensure that the connection to the circuit board is stable.

### General ordering data

Type	SR-SMD 4.50/05/90 AU BK...	Version	
Order No.	<a href="#">1155840000</a>	PCB plug-in connector, Bus-contact block for CH20M6, THT/THR	
GTIN (EAN)	4032248942534	solder connection, Number of poles: 5, 180°, Gold-plated, black	
Qty.	78 ST		

## CH20M6 BP 4P-4P BUS RD LF 1 1261515

**Weidmüller Interface GmbH & Co. KG**  
Klingenbergstraße 26  
D-32758 Detmold  
Germany

[www.weidmueller.com](http://www.weidmueller.com)

## Accessories

Type	SR-SMD 4.50/05/90 AU BK...	Version
Order No.	<a href="#">1155850000</a>	PCB plug-in connector, Bus-contact block for CH20M6, THT/THR
GTIN (EAN)	4032248942374	solder connection, Number of poles: 5, 180°, Gold-plated, black
Qty.	300 ST	

## CH20M6 BP 4P-4P BUS RD LF 1 1261515

**Weidmüller Interface GmbH & Co. KG**  
 Klingenbergstraße 26  
 D-32758 Detmold  
 Germany

www.weidmueller.com

## Counterpart

### CH20M6 BC BUS - Housing side panel including preparation for busconnector



The world of electronics in a disk

With a width of just 6.1 mm, the electronics developer's expertise creates compact application worlds. Specially developed for a PCB, the modular housing concept offers ideal conditions for small electronic components and the use of PCB terminals.

Maximum design freedom thanks to a generous net area of 6800 mm<sup>2</sup> on the PCB enables optimum assembly with space-saving geometries of the reflow-capable THR PCB terminal blocks. Error-free assembly and soldering processes are supported by optimized frame geometries and support geometries. In addition, customizable design options such as labeling, color selection and variable printable swivel covers ensure flexibility. Thanks to reflow-compatible connection elements and machine-compatible packaging, maximum efficiency in processing is guaranteed - for time-saving and precise installation.

#### General ordering data

Type	CH20M6 BC 4P-4P BUS AGY...	Version
Order No.	<a href="#">2771220000</a>	Flange-mounted housing, OMNIMATE Housing - series CH20M Agate
GTIN (EAN)	4064675031956	grey, Housing side panel, Recess in detent foot area for BUS contact,
Qty.	50 ST	Width: 5.2 mm
Type	CH20M6 BC 4P-4P BUS BK ...	Version
Order No.	<a href="#">2771130000</a>	Flange-mounted housing, OMNIMATE Housing - series CH20M
GTIN (EAN)	4064675031864	black, Housing side panel, Recess in detent foot area for BUS contact,
Qty.	50 ST	Width: 5.3 mm
Type	CH20M6 BC 4P-4P BUS RD ...	Version
Order No.	<a href="#">2771150000</a>	Flange-mounted housing, OMNIMATE Housing - series CH20M
GTIN (EAN)	4064675031888	red, Housing side panel, Recess in detent foot area for BUS contact,
Qty.	50 ST	Width: 5.3 mm