

**DRW373110LT****Weidmüller Interface GmbH & Co. KG**

Klingenbergstraße 26

D-32758 Detmold

Germany

www.weidmueller.com

**Product image**

Similar to illustration

Individual relays within the D-SERIES DRW

- 3 CO contacts
- Optional AC or DC coils
- With test button and Integrated status LED

**General ordering data**

Version	D-SERIES DRW / DRH, Relay, Number of contacts: 3, CO contact AgSnO, Rated control voltage: 110 V DC, Continuous current: 16 A, Flat blade connections (4.8 mm x 0.5 mm), Test button available: Yes
Order No.	<a href="#">2765670000</a>
Type	DRW373110LT
GTIN (EAN)	4064675076520
Qty.	10 items

## Technical data

## Approvals

Approvals



ROHS	Conform
UL File Number Search	<a href="#">UL Website</a>
Certificate No. (cURus)	E312083

## Dimensions and weights

Depth	48 mm	Depth (inches)	1.8898 inch
Height	36 mm	Height (inches)	1.4173 inch
Width	36 mm	Width (inches)	1.4173 inch
Net weight	83.5 g		

## Temperatures

Storage temperature	-40 °C...60 °C	Ambient temperature	-40 °C...60 °C
Operating temperature		Humidity	5...85 % rel. humidity, no condensation

## Environmental Product Compliance

RoHS Compliance Status	Compliant without exemption
REACH SVHC	No SVHC above 0.1 wt%

## Rated data UL

Certificate No. (cURus)	E312083
-------------------------	---------

## Control side

Rated control voltage	110 V DC	Rated current DC	13 mA
Power rating	1.7 W	Coil resistance	8400 Ω ± 10 %
Status indicator	Green LED		

## Load side

Rated switching voltage	400 VAC	Continuous current	16 A
Max. switching frequency at rated load	0.1 Hz	Max. switching voltage, AC	400 V
Max. switching voltage, DC	250 V	Inrush current	80 A / 50 ms
AC switching capacity (resistive), max.	6400 VA	DC switching capacity (resistive), max.	384 W @ 24 V
Switch-on delay	<20 ms	Switch-off delay	<20 ms
Contact type	3 CO contact (AgSnO)	Mechanical service life	20 x 106 switching cycles
Min. switching power	100 mA @ 12 V		

## General data

Test button available	Yes		
Version of test button	Lockable test button, Momentary test button		
Mechanical switch position indicator	Yes		
Colour	Transparent		
UL94 flammability rating component	Component	Relay test button	
	UL94 flammability rating	HB	
	Component	Relay status indicator	
	UL94 flammability rating	HB	

**Technical data**

Component	Relay baseplate
UL94 flammability rating	V-0
Component	Relay cover
UL94 flammability rating	V-2

**Insulation coordination**

Insulation coordination according to	EN 61810-1:2008	Rated voltage	400 V
Pollution severity	3	Surge voltage category	III
Insulating material group	IIIa	Clearance and creepage distances for control side - load side	≥ 6,3 mm
Dielectric strength for control side - load side	4 kVeff / 1 Min.	Dielectric strength of neighbouring contacts	4 kVeff / 1 Min.
Dielectric strength of open contact	2.5 kVeff / 1 Min.	Protection degree	IP20

**Further details of approvals / standards**

Certificate No. (cURus)	E312083
-------------------------	---------

**Connection data**

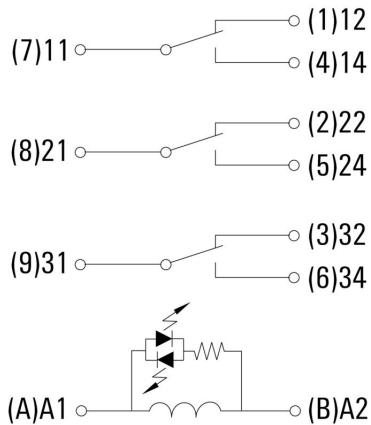
Wire connection method	Flat blade connections (4.8 mm x 0.5 mm)
------------------------	--

**Classifications**

ETIM 8.0	EC001437	ETIM 9.0	EC001437
ETIM 10.0	EC001437	ECLASS 14.0	27-37-16-01
ECLASS 15.0	27-37-16-01		

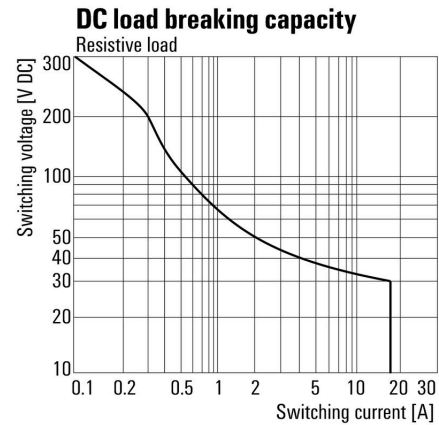
Drawings

Wiring diagram



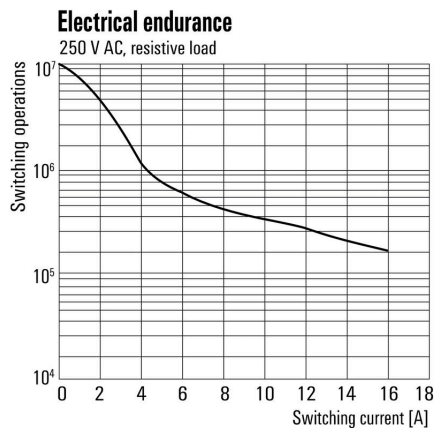
View of Pins from below

Graph



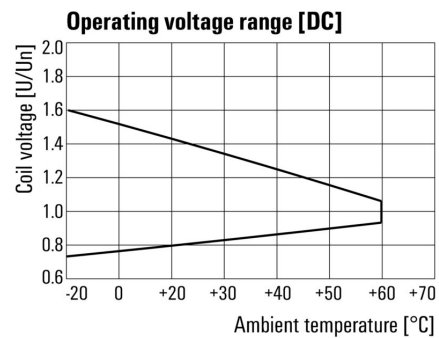
DC load limit curve Resistive load

Graph



Electrical service life Resistive load

Graph



DC operational voltage range

Dimensional drawing



**Miscellaneous**



Type codes