

DRW373048LT
Weidmüller Interface GmbH & Co. KG

Klingenbergstraße 26

D-32758 Detmold

Germany

www.weidmueller.com

Product image


Similar to illustration

Individual relays within the D-SERIES DRW

- 3 CO contacts
- Optional AC or DC coils
- With test button and Integrated status LED

General ordering data

Version	D-SERIES DRW / DRH, Relay, Number of contacts: 3, CO contact AgSnO, Rated control voltage: 48 V DC, Continuous current: 16 A, Flat blade connections (4.8 mm x 0.5 mm), Test button available: Yes
Order No.	2765660000
Type	DRW373048LT
GTIN (EAN)	4064675076537
Qty.	10 items

DRW373048LT

Weidmüller Interface GmbH & Co. KG
Klingenbergstraße 26
D-32758 Detmold
Germany

www.weidmueller.com

Technical data

Approvals

Approvals



ROHS	Conform
UL File Number Search	UL Website
Certificate No. (cURus)	E312083

Dimensions and weights

Depth	48 mm	Depth (inches)	1.8898 inch
Height	36 mm	Height (inches)	1.4173 inch
Width	36 mm	Width (inches)	1.4173 inch
Net weight	74.45 g		

Temperatures

Storage temperature	-40 °C...60 °C	Ambient temperature	-40 °C...60 °C
Operating temperature		Humidity	5...85 % rel. humidity, no condensation

Environmental Product Compliance

RoHS Compliance Status	Compliant without exemption
REACH SVHC	No SVHC above 0.1 wt%

Rated data UL

Certificate No. (cURus)	E312083
-------------------------	---------

Control side

Rated control voltage	48 V DC	Rated current DC	30 mA
Power rating	1.7 W	Coil resistance	1600 Ω ± 10 %
Status indicator	Green LED		

Load side

Rated switching voltage	400 VAC	Continuous current	16 A
Max. switching frequency at rated load	0.1 Hz	Max. switching voltage, AC	400 V
Max. switching voltage, DC	250 V	Inrush current	80 A / 50 ms
AC switching capacity (resistive), max.	6400 VA	DC switching capacity (resistive), max.	384 W @ 24 V
Switch-on delay	<20 ms	Switch-off delay	<20 ms
Contact type	3 CO contact (AgSnO)	Mechanical service life	20 x 106 switching cycles
Min. switching power	100 mA @ 12 V		

General data

Test button available	Yes		
Version of test button	Lockable test button, Momentary test button		
Mechanical switch position indicator	Yes		
Colour	Transparent		
UL94 flammability rating component	Component	Relay test button	
	UL94 flammability rating	HB	
	Component	Relay status indicator	
	UL94 flammability rating	HB	

Technical data

Component	Relay baseplate
UL94 flammability rating	V-0
Component	Relay cover
UL94 flammability rating	V-2

Insulation coordination

Insulation coordination according to	EN 61810-1:2008	Rated voltage	400 V
Pollution severity	3	Surge voltage category	III
Insulating material group	IIIa	Clearance and creepage distances for control side - load side	≥ 6,3 mm
Dielectric strength for control side - load side	4 kVeff / 1 Min.	Dielectric strength of neighbouring contacts	4 kVeff / 1 Min.
Dielectric strength of open contact	2.5 kVeff / 1 Min.	Protection degree	IP20

Further details of approvals / standards

Certificate No. (cURus)	E312083
-------------------------	---------

Connection data

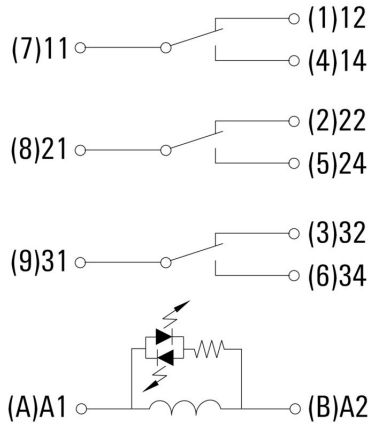
Wire connection method	Flat blade connections (4.8 mm x 0.5 mm)
------------------------	--

Classifications

ETIM 8.0	EC001437	ETIM 9.0	EC001437
ETIM 10.0	EC001437	ECLASS 14.0	27-37-16-01
ECLASS 15.0	27-37-16-01		

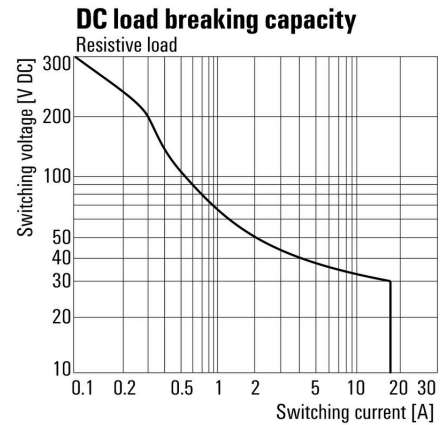
Drawings

Wiring diagram



View of Pins from below

Graph



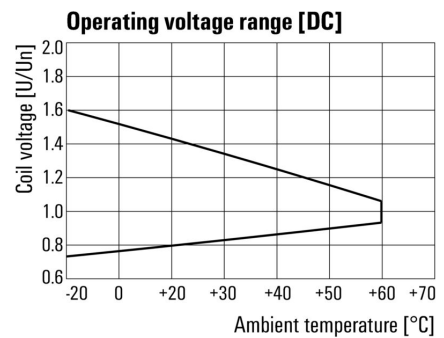
DC load limit curve Resistive load

Graph



Electrical service life Resistive load

Graph



DC operational voltage range

Dimensional drawing



Miscellaneous



Type codes