

DRR373110L

Weidmüller Interface GmbH & Co. KG
Klingenbergstraße 26
D-32758 Detmold
Germany

www.weidmueller.com

Product image



Similar to illustration

Individual relays within the D-SERIES DRR

- 3 CO contacts
- Optional AC or DC coils
- With integrated status LED

General ordering data

| | |
|------------|--|
| Version | D-SERIES DRR, Relay, Number of contacts: 3, CO contact AgSnO, Rated control voltage: 110 V DC, Continuous current: 10 A, Plug-in connection, Test button available: No |
| Order No. | 2765090000 |
| Type | DRR373110L |
| GTIN (EAN) | 4064675077107 |
| Qty. | 10 items |

Technical data

Approvals

Approvals



| | |
|-------------------------|----------------------------|
| ROHS | Conform |
| UL File Number Search | UL Website |
| Certificate No. (cURus) | E312083 |

Dimensions and weights

| | | | |
|------------|---------|-----------------|-------------|
| Depth | 66 mm | Depth (inches) | 2.5984 inch |
| Height | 34.5 mm | Height (inches) | 1.3583 inch |
| Width | 34.5 mm | Width (inches) | 1.3583 inch |
| Net weight | 81 g | | |

Temperatures

| | | | |
|-----------------------|----------------|---------------------|---|
| Storage temperature | -25 °C...55 °C | Ambient temperature | -25 °C...55 °C |
| Operating temperature | | Humidity | 5...85 % rel. humidity, no condensation |

Environmental Product Compliance

| | |
|------------------------|-----------------------------|
| RoHS Compliance Status | Compliant without exemption |
| REACH SVHC | No SVHC above 0.1 wt% |

Rated data UL

| | |
|-------------------------|---------|
| Certificate No. (cURus) | E312083 |
|-------------------------|---------|

Control side

| | | | |
|-----------------------|-----------|------------------|---------------|
| Rated control voltage | 110 V DC | Rated current DC | 15 mA |
| Power rating | 1.5 W | Coil resistance | 7360 Ω ± 10 % |
| Status indicator | Green LED | | |

Load side

| | | | |
|---|---------------------------------------|---|----------------------|
| Rated switching voltage | 250 V AC | Continuous current | 10 A |
| Max. switching frequency at rated load | 0.1 Hz | Max. switching voltage, AC | 250 V |
| Inrush current | 50 A / 50 ms | AC switching capacity (resistive), max. | 2500 VA |
| DC switching capacity (resistive), max. | 240 W @ 24 V | Switch-on delay | <30 ms |
| Switch-off delay | <20 ms | Contact type | 3 CO contact (AgSnO) |
| Mechanical service life | 10 x 10 ⁶ switching cycles | Min. switching power | 10 mA @ 12 V |

General data

| | | |
|--------------------------------------|--------------------------|------------------------|
| Test button available | No | |
| Mechanical switch position indicator | Yes | |
| Colour | Transparent | |
| UL94 flammability rating component | Component | Relay status indicator |
| | UL94 flammability rating | HB |
| | Component | Relay baseplate |
| | UL94 flammability rating | V-0 |
| | Component | Relay cover |
| | UL94 flammability rating | V-2 |

Technical data

Insulation coordination

| | | | |
|---|--------------------|--|--------------------|
| Rated voltage | 250 V | Pollution severity | 3 |
| Surge voltage category | III | Insulating material group | IIIa |
| Clearance and creepage distances for control side - load side | ≥ 3 mm | Dielectric strength for control side - load side | 2.5 kVeff / 1 Min. |
| Dielectric strength of neighbouring contacts | 2.5 kVeff / 1 Min. | Dielectric strength of open contact | 1.2 kVeff / 1 min. |
| Impulse withstand voltage | 4 kV (1.2/50 µs) | Protection degree | IP20 |

Further details of approvals / standards

| | |
|-------------------------|---------|
| Certificate No. (cURus) | E312083 |
|-------------------------|---------|

Connection data

| | |
|------------------------|--------------------|
| Wire connection method | Plug-in connection |
|------------------------|--------------------|

Classifications

| | | | |
|-------------|-------------|-------------|-------------|
| ETIM 8.0 | EC001437 | ETIM 9.0 | EC001437 |
| ETIM 10.0 | EC001437 | ECLASS 14.0 | 27-37-16-01 |
| ECLASS 15.0 | 27-37-16-01 | | |

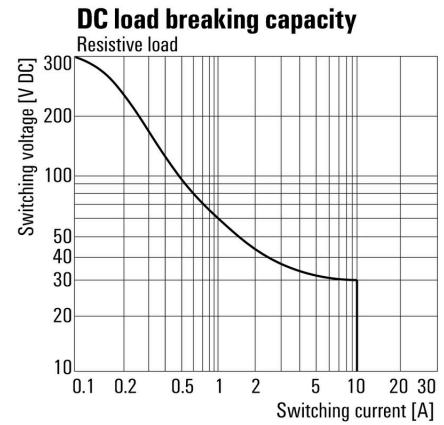
Drawings

Wiring diagram



View of Pins from below

Graph



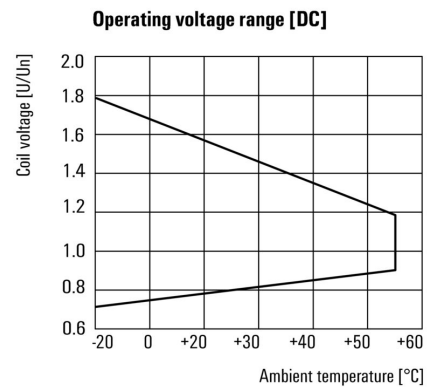
DC load limit curve Resistive load

Graph



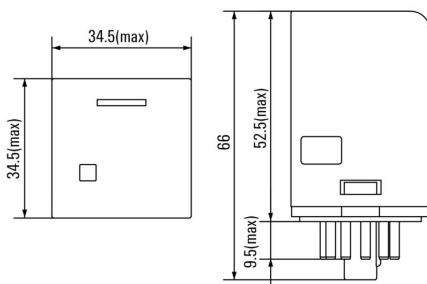
Electrical service life

Graph



DC operational voltage range

Dimensional drawing



Miscellaneous



Type codes

Accessories

Sockets



Relay sockets for the D-SERIES DRR relays

- 2 or 3 CO contacts
- Screw connection

General ordering data

| | | | |
|------------|----------------------------|--|--|
| Type | SRD 3CO ECO | Version | |
| Order No. | 1132820000 | D-SERIES DRR, Relay socket, Number of contacts: 3, CO contact, | |
| GTIN (EAN) | 4032248952670 | Continuous current: 12 A, Screw connection | |
| Qty. | 10 ST | | |

Protection modules



Pluggable protective modules for the D-SERIES relay sockets, with optional protective functions.

- With free-wheeling diode or RC filter

General ordering data

| | | | |
|------------|----------------------------|---|--|
| Type | RIM 5 6/230VDC | Version | |
| Order No. | 1174650000 | D-SERIES, Free-wheeling diode, Rated control voltage: 6...230 V DC, | |
| GTIN (EAN) | 4032248971305 | Plug-in connection | |
| Qty. | 10 ST | | |

Retaining clips



Retaining clip for D-SERIES DRR relays

- Metal retaining clip

General ordering data

| | | | |
|------------|----------------------------|------------------------------|--|
| Type | DRR CLIP M | Version | |
| Order No. | 1134160000 | D-SERIES DRR, Retaining clip | |
| GTIN (EAN) | 4032248953479 | | |
| Qty. | 10 ST | | |

Blank



ESG is the tried-and-tested marker in MultiCard format for use on many well-known electrical devices. The result is high-quality device marking with a high-contrast appearance.

Various types are available for devices from manufacturers like Siemens, ABB, Beckhoff etc.

Advantages at a glance:

- Tags for universal usage, self-adhesive or clip-on tags, depending on type
- For aligned equipment, e.g. circuit breakers, we supply ESG markers for clipping onto tag rails
- Individual laser-quality printing according to specifications

For custom printing: Please send us a file of our labeling software M-Print PRO or M-Print PRO Online (without installation) for your labeling specifications.

General ordering data

| | | |
|------------|----------------------------|---|
| Type | ESG 6/15 K MC NE WS | Version |
| Order No. | 1880100000 | ESG, Device markers x 15 mm, PA 66, Colour: white, Self-adhesive |
| GTIN (EAN) | 4032248478781 | |
| Qty. | 200 ST | |
| Type | ESG 6/15 K MC NE GE | Version |
| Order No. | 1880130000 | ESG, Device markers x 15 mm, PA 66, Colour: yellow, Self-adhesive |
| GTIN (EAN) | 4032248478910 | |
| Qty. | 200 ST | |
| Type | ESG 6/17 K MC NE GE | Version |
| Order No. | 1880110000 | ESG, Device markers x 17 mm, PA 66, Colour: yellow, Self-adhesive |
| GTIN (EAN) | 4032248478798 | |
| Qty. | 200 ST | |
| Type | ESG 6/17 K MC NE WS | Version |
| Order No. | 1880120000 | ESG, Device markers x 17 mm, PA 66, Colour: white, Self-adhesive |
| GTIN (EAN) | 4032248478804 | |
| Qty. | 200 ST | |
| Type | ESG 9/11 K MC NE WS | Version |
| Order No. | 1857440000 | ESG, Device markers x 11 mm, PA 66, Colour: white, Self-adhesive |
| GTIN (EAN) | 4032248402731 | |
| Qty. | 200 ST | |

Blank, adhesive backing



SM is a MultiCard marker for labelling control and signalling devices. The tags are clipped into the carriers or attached by means of the adhesive film already fitted to them. Customised tags can be created with the PrintJet CONNECT or Plotter marking systems.

- Users can quickly produce tags to suit their needs
- No need to stock expensive standard tags
- Highly resistant printing quality when using the PrintJet as a substitute for engraving
- For extreme demands, we recommend the ETO SM protective film
- Holders can be used for the 22-mm or 30-mm-diameter push-buttons from Siemens, ABB, Moeller and Télémécanique

For custom printing: Please send us a file of our labeling software M-Print PRO or M-Print PRO Online (without installation) for your labeling specifications.

General ordering data

| | | | |
|------------|----------------------------|---|--|
| Type | SM 18/9.5 K MC NE WS | Version | |
| Order No. | 1248580000 | SwitchMark, Device markers, 9.5 x 18 mm, white | |
| GTIN (EAN) | 4050118038965 | | |
| Qty. | 200 ST | | |
| Type | SM 18/9.5 K MC NE GR | Version | |
| Order No. | 1248610000 | SwitchMark, Device markers, 9.5 x 18 mm, grey | |
| GTIN (EAN) | 4050118038675 | | |
| Qty. | 200 ST | | |
| Type | SM 18/9.5 K MC NE GE | Version | |
| Order No. | 1248590000 | SwitchMark, Device markers, 9.5 x 18 mm, Siemens 3 SB, yellow | |
| GTIN (EAN) | 4050118038958 | | |
| Qty. | 200 ST | | |

ESG 6/15



Guaranteed long service life: ESG

The multi-colour and multi-format labels have a strong adhesive layer to ensure the best possible adhesion to the underlying surface. Double laminated polyester makes the basic material very thin and yet extremely tear-resistant.

Your benefits with MultiMark

- "Different materials for various requirements"
- Can be used with equipment from many manufacturers
- Device markers with a familiar design

General ordering data

| | | | |
|------------|----------------------------|---------------------------------------|--|
| Type | ESG 6/15 MM WS | Version | |
| Order No. | 2619940000 | ESG, Device markers, 6 x 15 mm, white | |
| GTIN (EAN) | 4050118626148 | | |
| Qty. | 3000 ST | | |

Accessories

ESG 6/17



Guaranteed long service life: ESG

The multi-colour and multi-format labels have a strong adhesive layer to ensure the best possible adhesion to the underlying surface. Double laminated polyester makes the basic material very thin and yet extremely tear-resistant.

Your benefits with MultiMark

- “Different materials for various requirements”
- Can be used with equipment from many manufacturers
- Device markers with a familiar design

General ordering data

| | | | |
|------------|----------------------------|---------------------------------------|--|
| Type | ESG 6/17 MM WS | Version | |
| Order No. | 2005100000 | ESG, Device markers, 6 x 17 mm, white | |
| GTIN (EAN) | 4050118390728 | | |
| Qty. | 3000 ST | | |

Counterpart

Sockets



- Relay sockets for the D-SERIES DRR relays
- 2 or 3 CO contacts
 - Screw connection

General ordering data

| | | | |
|------------|----------------------------|--|--|
| Type | SRD 3CO ECO | Version | |
| Order No. | 1132820000 | D-SERIES DRR, Relay socket, Number of contacts: 3, CO contact, | |
| GTIN (EAN) | 4032248952670 | Continuous current: 12 A, Screw connection | |
| Qty. | 10 ST | | |