


FSKIT 24VDC 2NO2NC FG LD AGSNO AU

Weidmüller Interface GmbH & Co. KG
 Klingenbergstraße 26
 D-32758 Detmold
 Germany

www.weidmueller.com



The SAFESERIES Contact Extension uses relays with forcibly guided contacts in accordance with EN 61810-3 Type A. This makes it predestined for signal monitoring in applications for the protection of people and machinery. It ensures safe feedback to the control level. Consisting of 5 different pluggable relays with matching screw sockets in the contact version 2 NO + 2 NC, 3 NO + 1 NC, 4 NO + 2 NC, 3 NO + 3 NC and 5 NO + 1 NC. When the application is designed according to EN/ISO 13849-1, a performance level of PL "e" can be achieved. The basic component is also suitable for safety applications according to IEC/EN 62061 in order to achieve a safety integrity level of SIL3.

- Relay with forcibly guided contacts to EN 61810-3 type A
- cULus listed approval for high acceptance on the North American market
- CQC approval for conformity with Chinese quality standards
- Assembled and 100 % functionally tested KIT consisting of relay and socket with integrated status LED
- Diagnosis coverage of 99 %

General ordering data

Version	SAFESERIES, Relay module with positively driven contacts 2 NC and 2 NO contacts forcibly guided (EN 61810-3 type A) AgSnO gold-plated, Rated control voltage: 24 V DC \pm 10 %, Continuous current: 6 A, Screw connection, Test button available: No
Order No.	2759080000
Type	FSKIT 24VDC 2NO2NC FG LD AGSNO AU
GTIN (EAN)	4064675009320
Qty.	1 items

FSKIT 24VDC 2NO2NC FG LD AGSNO AU

Weidmüller Interface GmbH & Co. KG
Klingenbergstraße 26
D-32758 Detmold
Germany

www.weidmueller.com

Technical data

Approvals

Approvals



ROHS Conform

UL File Number Search [UL Website](#)

Certificate no. (cULus) E223474

Dimensions and weights

Depth	59.8 mm	Depth (inches)	2.3543 inch
Height	89.4 mm	Height (inches)	3.5197 inch
Width	22.4 mm	Width (inches)	0.8819 inch
Net weight	48 g		

Temperatures

Storage temperature	-40 °C...70 °C	Ambient temperature	-25 °C...55 °C
Operating temperature		Humidity	5...85 % rel. humidity, no condensation

Environmental Product Compliance

RoHS Compliance Status	Compliant with exemption
RoHS Exemption (if applicable/known)	6c, 7cl
REACH SVHC	Lead 7439-92-1
SCIP	19f8b897-8687-40cb-b680-a1c1db5fdebc

Rated data UL

Ambient temperature (operational), max.	70 °C	Connection cross-section AWG, min.	AWG 20
Connection cross-section AWG, max.	AWG 16	Type of conductor	rigid copper conductor, flexible copper conductor
Tightening torque, max.	1 Nm		

Control side

Rated control voltage	24 V DC \pm 10 %	Rated current DC	20 mA
Power rating	480 mW	Status indicator	Green LED
Protective circuit	Free-wheeling diode		

Load side

Rated switching voltage	250 V AC	Continuous current	6 A
Max. switching frequency at rated load	0.1 Hz	Max. switching voltage, AC	400 V
Max. switching voltage, DC	250 V	Inrush current	30 A / 20 ms
AC switching capacity (resistive), max.	1500 VA	DC switching capacity (resistive), max.	144 W @ 24 V
Switch-on delay	\leq 20 ms	Switch-off delay	\leq 20 ms
Contact type	2 NC and 2 NO contacts forcibly guided (EN 61810-3 type A) (AgSnO gold-plated)	Mechanical service life	10 x 10 ⁶ switching cycles
Min. switching power	2 mA @ 24 V, 10 mA @ 12 V, 100 mA @ 5 V		

FSKIT 24VDC 2NO2NC FG LD AGSNO AU

Weidmüller Interface GmbH & Co. KG

Klingenbergstraße 26
D-32758 Detmold
Germany

www.weidmueller.com

Technical data

General data

Operating altitude	≤ 2000 m, above sea level	
Mounting rail	TS 35	
Test button available	No	
Mechanical switch position indicator	No	
Colour	Anthracite	
UL 94 flammability rating	V-2	
UL94 flammability rating component	Component	Socket
	UL94 flammability rating	V-2
	Component	Relay cover
	UL94 flammability rating	V-2
	Component	Relay baseplate
UL94 flammability rating	V-0	

Insulation coordination

Insulation coordination according to	IEC 61984	Rated voltage	250 V
Pollution severity	2	Surge voltage category	III
Clearance and creepage distances for control side - load side	≥ 3 mm	Dielectric strength for control side - load side	2.5 kVeff / 1 min
Type of isolation at input and output	Basic insulation	Dielectric strength of neighbouring contacts	2.5 kVeff / 1 Min.
Type of isolation at neighbouring contacts	Basic insulation	Dielectric strength of open contact	1.5 kVeff / 1 min.
Dielectric strength to mounting rail	4 kVeff / 1 Min.	Impulse withstand voltage at input and output	2.5 kV
Protection degree	IP10	Impulse withstand voltage at neighbouring contacts	2.5 kV

Further details of approvals / standards

Certificate no. (cULus)	E223474
-------------------------	---------

Connection data

Wire connection method	Screw connection	Stripping length, rated connection	7 mm
Tightening torque, min.	0.4 Nm	Tightening torque, max.	1 Nm
Clamping range, rated connection	1.5 mm ²	Clamping range, min.	0.5 mm ²
Clamping range, max.	1.5 mm ²	Wire connection cross section AWG, min.	AWG 20
Wire connection cross section AWG, max.	AWG 14	Wire cross-section, solid, min.	0.5 mm ²
Wire cross-section, solid, max.	1.5 mm ²	Wire cross-section, solid, min. (AWG)	AWG 20
Wire cross-section, solid, max. (AWG)	AWG 14	Wire connection cross section, finely stranded, min.	0.5 mm ²
Wire connection cross section, finely stranded, max.	1.5 mm ²	Wire cross-section, finely stranded, min. (AWG)	AWG 20
Wire cross-section, finely stranded, max. (AWG)	AWG 14	Wire connection cross-section, finely stranded with wire-end ferrules DIN 46228/4, min.	0.5 mm ²
Wire connection cross-section, finely stranded with wire-end ferrules DIN 46228/4, max.	0.75 mm ²		

Classifications

ETIM 8.0	EC001437	ETIM 9.0	EC001437
ETIM 10.0	EC001437	ECLASS 14.0	27-37-16-01

FSKIT 24VDC 2NO2NC FG LD AGSNO AU

Weidmüller Interface GmbH & Co. KG
Klingenbergstraße 26
D-32758 Detmold
Germany

Technical data

www.weidmueller.com

ECLASS 15.0

27-37-16-01

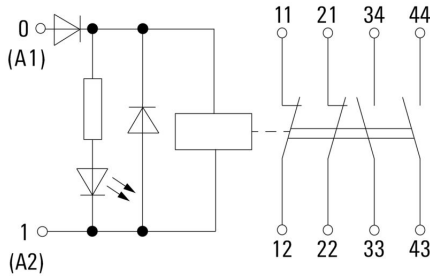
FSKIT 24VDC 2NO2NC FG LD AGSNO AU

Weidmüller Interface GmbH & Co. KG
 Klingenbergstraße 26
 D-32758 Detmold
 Germany

www.weidmueller.com

Drawings

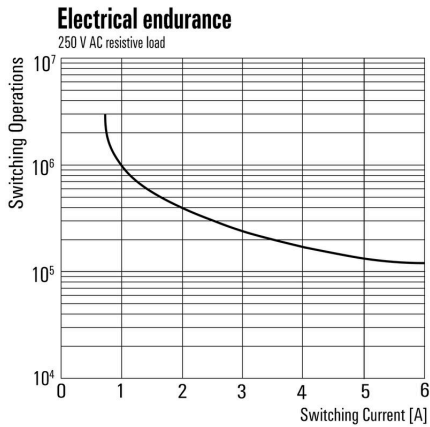
Wiring diagram



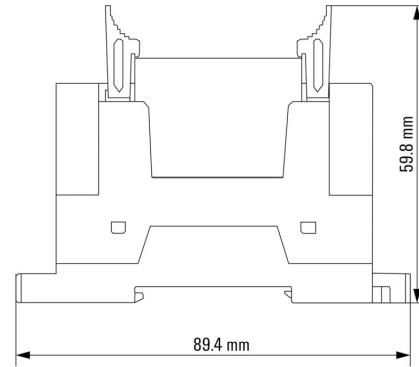
Graph



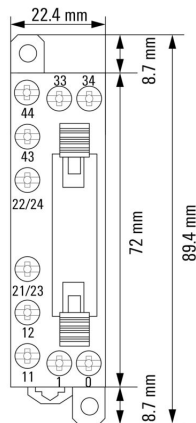
Graph



Dimensional drawing



Dimensional drawing



FSKIT 24VDC 2NO2NC FG LD AGSNO AU

Weidmüller Interface GmbH & Co. KG
 Klingenbergstraße 26
 D-32758 Detmold
 Germany

Drawings

www.weidmueller.com

Type codes

