

FSR0225024 FG

Weidmüller Interface GmbH & Co. KG

Klingenbergstraße 26

D-32758 Detmold

Germany

www.weidmueller.com



The SAFESERIES Contact Extension uses relays with forcibly guided contacts in accordance with EN 61810-3 Type A. This makes it predestined for signal monitoring in applications for the protection of people and machinery. It ensures safe feedback to the control level. Consisting of 5 different pluggable relays with matching screw sockets in the contact version 2 NO + 2 NC, 3 NO + 1 NC, 4 NO + 2 NC, 3 NO + 3 NC and 5 NO + 1 NC. When the application is designed according to EN/ISO 13849-1, a performance level of PL "e" can be achieved. The basic component is also suitable for safety applications according to IEC/EN 62061 in order to achieve a safety integrity level of SIL3.

- Relay with forcibly guided contacts to EN 61810-3 type A
- cULus listed approval for high acceptance on the North American market
- CQC approval for conformity with Chinese quality standards
- Assembled and 100 % functionally tested KIT consisting of relay and socket with integrated status LED
- Diagnosis coverage of 99 %

General ordering data

Version	SAFESERIES, Relay with positively driven contacts 2 NC and 2 NO contacts forcibly guided (EN 61810-3 type A) AgSnO gold-plated, Rated control voltage: 24 V DC \pm 10 %, Continuous current: 6 A, Plug-in connection, Test button available: No
Order No.	2759040000
Type	FSR0225024 FG
GTIN (EAN)	4064675266150
Qty.	5 items

Technical data

Approvals

Approvals



ROHS Conform

UL File Number Search [UL Website](#)

Certificate No. (cURus) E224238

Dimensions and weights

Depth	24 mm	Depth (inches)	0.9449 inch
Height	40 mm	Height (inches)	1.5748 inch
Width	13 mm	Width (inches)	0.5118 inch
Net weight	20 g		

Temperatures

Storage temperature	-40 °C...85 °C	Ambient temperature	-40 °C...85 °C
Operating temperature		Humidity	5...85 %, no condensation

Environmental Product Compliance

RoHS Compliance Status	Compliant
REACH SVHC	No SVHC above 0.1 wt%

Rated data UL

Certificate No. (cURus)	E224238
-------------------------	---------

Control side

Rated control voltage	24 V DC \pm 10 %	Rated current DC	15 mA
Power rating	360 mW	Coil resistance	1600 Ω \pm 10 %
Status indicator	No		

Load side

Rated switching voltage	250 V AC	Continuous current	6 A
Max. switching frequency at rated load	0.1 Hz	Max. switching voltage, AC	400 V
Max. switching voltage, DC	250 V	Inrush current	30 A / 20 ms
AC switching capacity (resistive), max.	1500 VA	DC switching capacity (resistive), max.	144 W @ 24 V
Switch-on delay	<20 ms	Switch-off delay	<20 ms
Contact type	2 NC and 2 NO contacts forcibly guided (EN 61810-3 type A) (AgSnO gold-plated)	Mechanical service life	10 x 10 ⁶ switching cycles
Min. switching power	2 mA @ 24 V, 4 mA @ 12 V, 10 mA @ 5 V		

General data

Operating altitude	\leq 2000 m
Test button available	No
Colour	Transparent
UL94 flammability rating component	Component Relay cover

Technical data

UL94 flammability rating	V-2
Component	Relay baseplate
UL94 flammability rating	V-0

Insulation coordination

Insulation coordination according to	IEC 61810-1	Rated voltage	250 V
Pollution severity	2	Surge voltage category	III
Clearance and creepage distances for control side - load side	≥ 8 mm	Dielectric strength for control side - load side	4 kVeff / 1 min
Type of isolation at input and output	reinforced insulation	Dielectric strength of neighbouring contacts	2.5 kVeff / 1 min
Type of isolation at neighbouring contacts	Basic insulation	Dielectric strength of open contact	1.5 kVeff / 1 min.
Impulse withstand voltage at input and output	10 kV (1.2/50 µs)	Protection degree	IP50
Impulse withstand voltage at neighbouring contacts	5 kV (1.2/50 µs)		

Further details of approvals / standards

Certificate No. (VDE)	40056378	Certificate No. (cURus)	E224238
-----------------------	----------	-------------------------	---------

Connection data

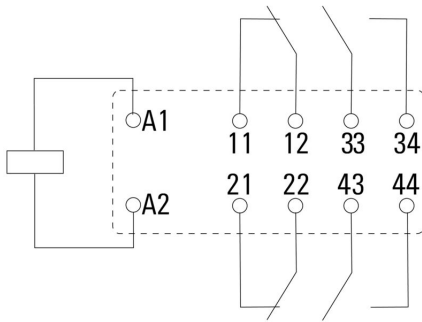
Wire connection method	Plug-in connection
------------------------	--------------------

Classifications

ETIM 8.0	EC001437	ETIM 9.0	EC001437
ETIM 10.0	EC001437	ECLASS 14.0	27-37-16-01
ECLASS 15.0	27-37-16-01		

Drawings

Wiring diagram

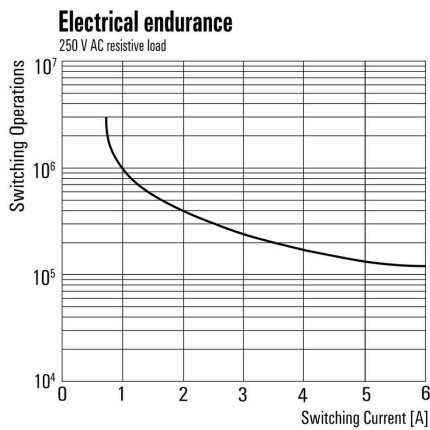


View of Pins from below

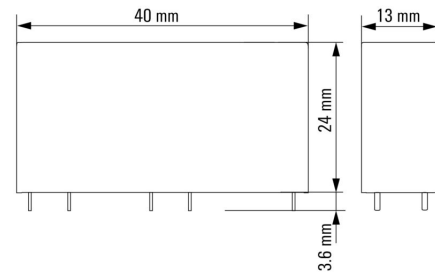
Graph



Graph



Dimensional drawing



Type codes

