


**A2C 95/120 DL BL****Weidmüller Interface GmbH & Co. KG**

Klingenbergstraße 26

D-32758 Detmold

Germany

[www.weidmueller.com](http://www.weidmueller.com)

More and more components need to be housed within a confined space, in switchgear and panels. As part of the power feed-in, connecting conductors is becoming increasingly challenging, especially for large cross-sections. Our comprehensive range of connection solutions also enables convenient wiring in challenging space conditions. The compact design and the combination of many practical handling benefits make the supply of power to switchgear and panels simple, efficient, and space-saving.

**General ordering data**

Version	Feed-through terminal, PUSH IN, 95 mm <sup>2</sup> , 1000 V, 232 A, blue
Order No.	<a href="#">2755910000</a>
Type	A2C 95/120 DL BL
GTIN (EAN)	4064675005131
Qty.	5 items

## A2C 95/120 DL BL

**Weidmüller Interface GmbH & Co. KG**  
Klingenbergstraße 26  
D-32758 Detmold  
Germany

www.weidmueller.com

## Technical data

### Approvals

Approvals



ROHS Conform

### Dimensions and weights

Depth	90 mm	Depth (inches)	3.5433 inch
Height	101.5 mm	Height (inches)	3.9961 inch
Width	25 mm	Width (inches)	0.9842 inch
Net weight	170 g		

### Temperatures

Storage temperature	-25 °C...55 °C	Ambient temperature	-60 °C...85 °C
Continuous operating temp., min.	-60 °C	Continuous operating temp., max.	130 °C

### Environmental Product Compliance

RoHS Compliance Status	Compliant without exemption
REACH SVHC	No SVHC above 0.1 wt%

### Material data

Basic material	Wemid	Colour	blue
Colour of operational elements	orange	UL 94 flammability rating	V-0

### Rating data IECEX/ATEX

Certificate No. (ATEX)	TUEV16ATEX7909U	Certificate No. (IECEX)	IECEXTUR16.0036U
Max. voltage (ATEX)	1100 V	Current (ATEX)	211 A
Wire cross section max. (ATEX)	120 mm <sup>2</sup>	Max. voltage (IECEX)	1100 V
Current (IECEX)	211 A	Wire cross section max. (IECEX)	120 mm <sup>2</sup>

### System specifications

End cover plate required	No	Number of potentials	1
Number of levels	1	Number of clamping points per level	2
Number of potentials per tier	1	Levels cross-connected internally	No
Mounting rail	TS 35	N-function	Yes
PE function	No	PEN function	No

### Additional technical data

Open sides	closed	Type of fixing	TS 35
Explosion-tested version	Yes	Type of mounting	Snap-on

### Conductors for clamping (additional connection)

Connection type, additional connection PUSH IN

## A2C 95/120 DL BL

**Weidmüller Interface GmbH & Co. KG**  
 Klingenbergstraße 26  
 D-32758 Detmold  
 Germany

www.weidmueller.com

## Technical data

### Conductors for clamping (rated connection)

Wire connection cross section AWG, max.	AWG 3/0	Connection direction	on side
Stripping length	40 mm	Type of connection	PUSH IN
Number of connections	2	Clamping range, max.	120 mm <sup>2</sup>
Clamping range, min.	25 mm <sup>2</sup>	Blade size	1.0 x 5.5 mm
Wire connection cross section AWG, min.	AWG 4	Wire connection cross-section, finely stranded with wire-end ferrules DIN 46228/4, max.	95 mm <sup>2</sup>
Wire connection cross-section, finely stranded with wire-end ferrules DIN 46228/4, min.	25 mm <sup>2</sup>	Wire connection cross-section, finely stranded with wire-end ferrules DIN 46228/1, max.	95 mm <sup>2</sup>
Wire connection cross-section, finely stranded with wire-end ferrules DIN 46228/1, min.	25 mm <sup>2</sup>	Wire connection cross section, finely stranded, max.	120 mm <sup>2</sup>
Wire connection cross section, finely stranded, min.	25 mm <sup>2</sup>	Connection cross-section, stranded, max.	120 mm <sup>2</sup>
Connection cross-section, stranded, min. 25 mm <sup>2</sup>		Wire connection cross-section, solid core, max.	120 mm <sup>2</sup>
Wire connection cross-section, solid core, min.	25 mm <sup>2</sup>	Connection cross-section, finely stranded, min.	25 mm <sup>2</sup>

### General

Wire connection cross section AWG, max.	AWG 3/0	Wire connection cross section AWG, min.	AWG 4
Standards	IEC 60947-7-1	Mounting rail	TS 35

### Rating data

Rated cross-section	95 mm <sup>2</sup>	Rated voltage	1000 V
Rated DC voltage	1500 V	Nominal current	232 A
Current at maximum wires	232 A	Standards	IEC 60947-7-1
Volume resistance according to IEC 60947-7-x	0.12 mΩ	Rated impulse withstand voltage	8 kV
Power loss in accordance with IEC 60947-7-x	7.42 W	Surge voltage category	III
Pollution severity	3		



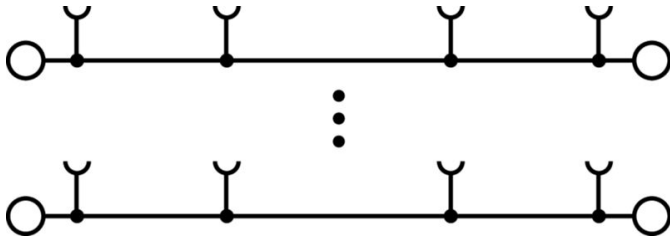
### Important note

Product information      The max. connectable wire reduces by one wire size if a cross connector is used that has to be mounted in the wire entry.

### Classifications

ETIM 8.0	EC000897	ETIM 9.0	EC000897
ETIM 10.0	EC000897	ECLASS 14.0	27-25-01-01
ECLASS 15.0	27-25-01-01		

Drawings



## A2C 95/120 DL BL

**Weidmüller Interface GmbH & Co. KG**  
 Klingenbergstraße 26  
 D-32758 Detmold  
 Germany

www.weidmueller.com

## Accessories

## End bracket




Weidmüller's range of products includes end brackets that guarantee a permanent, reliable mounting on the terminal rail and prevent sliding. Versions with and without screws are available. The end brackets include marking options, also for group markers, and also a test plug holder.

## General ordering data

Type	AEB 35 SCL/1 V0	Version
Order No.	<a href="#">2661280000</a>	A-series, End bracket
GTIN (EAN)	4050118702163	
Qty.	20 ST	
Type	AEB 35 SCL/1 V0 BK	Version
Order No.	<a href="#">2661300000</a>	A-series, End bracket
GTIN (EAN)	4050118702187	
Qty.	20 ST	
Type	AEB 35 SCL/1 V0 GY	Version
Order No.	<a href="#">2661290000</a>	A-series, End bracket
GTIN (EAN)	4050118702170	
Qty.	20 ST	
Type	AEB 35 SC/1	Version
Order No.	<a href="#">1991920000</a>	A-series, End bracket
GTIN (EAN)	4050118376722	
Qty.	50 ST	
Type	AEB 35 SC/1 BK	Version
Order No.	<a href="#">2475310000</a>	A-series, End bracket
GTIN (EAN)	4050118487114	
Qty.	50 ST	

## Cross connector



The distribution or multiplication of a potential to adjoining terminal blocks is realized via a cross-connection. Additional wiring effort can be easily avoided. Even if the poles are broken out, contact reliability in the terminal blocks is still ensured. Our portfolio offers pluggable and screwable cross-connection systems for modular terminal blocks.

## General ordering data

Type	ZQV 95/120N/3	Version
Order No.	<a href="#">2694260000</a>	Cross-connector (terminal), Plugged, orange, 192 A, Number of poles:
GTIN (EAN)	4064675266570	3, Pitch in mm (P): 25.00, Insulated: Yes, Width: 23.1 mm
Qty.	10 ST	

## A2C 95/120 DL BL

**Weidmüller Interface GmbH & Co. KG**  
 Klingenbergstraße 26  
 D-32758 Detmold  
 Germany

www.weidmueller.com

## Accessories

Type	ZQV 95/120N/2	Version
Order No.	<a href="#">2694250000</a>	Cross-connector (terminal), Plugged, orange, 192 A, Number of poles:
GTIN (EAN)	4064675266563	2, Pitch in mm (P): 25.00, Insulated: Yes, Width: 48 mm
Qty.	10 ST	

## auxiliary connection



The additional connection enables a separate voltage tap. This can be used, for example, for the emergency power supply before the main switch or simply as an additional connection within the application.

## General ordering data

Type	AAC 50-185 2X10	Version
Order No.	<a href="#">2663420000</a>	Auxiliary connection (terminal), 10 mm <sup>2</sup> , Number of connections: 2
GTIN (EAN)	4064675027966	
Qty.	5 ST	
Type	AAC 50-185 2X10 BK-YL	Version
Order No.	<a href="#">2663450000</a>	Auxiliary connection (terminal), 10 mm <sup>2</sup> , Number of connections: 2
GTIN (EAN)	4064675027997	
Qty.	5 ST	
Type	AAC 50-185 2X10 BL	Version
Order No.	<a href="#">2663430000</a>	Auxiliary connection (terminal), 10 mm <sup>2</sup> , Number of connections: 2
GTIN (EAN)	4064675027973	
Qty.	5 ST	
Type	AAC 50-185 2X10 GN-YL	Version
Order No.	<a href="#">2663440000</a>	Auxiliary connection (terminal), 10 mm <sup>2</sup> , Number of connections: 2
GTIN (EAN)	4064675027980	
Qty.	5 ST	

## Slotted screwdriver



Slotted screwdriver with rounded blade SD DIN 5265, ISO 2380/2, output to DIN 5264, ISO 2380/1. ChromTop tip, SoftFinish grip

## General ordering data

Type	SDS 1.0X5.5X150	Version
Order No.	<a href="#">2749380000</a>	Screwdriver, Blade width (B): 5.5 mm, Blade length: 150 mm, Blade thickness (A): 1 mm
GTIN (EAN)	4050118895605	
Qty.	1 ST	

## A2C 95/120 DL BL

**Weidmüller Interface GmbH & Co. KG**  
 Klingenbergstraße 26  
 D-32758 Detmold  
 Germany

www.weidmueller.com

## Accessories

Type	SDS 1.0X5.5X150	Version	
Order No.	<a href="#">9008350000</a>	Screwdriver, Screwdriver	
GTIN (EAN)	4032248056316		
Qty.	1 ST		

## Testadapter and testsockets



Test adapters and test plugs are used for the electrical connection between terminal blocks and the test equipment. In this way, an electrical contact can be established in the wired state and measurements can be done easily.

## General ordering data

Type	FZS 2/4 RT/80 SAKT4	Version	
Order No.	<a href="#">1276300000</a>	Plug (terminal), Plug-in connection, 2 mm <sup>2</sup> , Number of connections: 2,	
GTIN (EAN)	4008190026080	Number of poles: 1, Width: 9 mm	
Qty.	20 ST		