

FMH S1/68H F1 B RL

Weidmüller Interface GmbH & Co. KG


Klingenbergstraße 26

D-32758 Detmold

Germany

www.weidmueller.com

Product image



OMNIMATE® - Board-to-Board connectors

Flexible engineering of compact devices

The use of future-proof contact systems, as well as the optimisation of manufacturing processes, are increasingly important in the development of efficient industrial devices, especially in the field of Industry 4.0. OMNIMATE® board-to-board connectors feature a 1.27 mm pitch and offer maximum flexibility due to different designs.

- Flexible device design - Industrial suitable density combined with high flexible connection combinations (Mezzanine, Mother-to-Daughter, Extender-card, Cable-to-Board)
- Automation-Ready - Developed for automatic assembly with high precise pin coplanarity and SMT-fixation
- Reliable contact - Up to 500 mating cycles due to industrial suitable gold-surface (PdNi-Au)
- Process-Ready - High performance LCP material for reflow soldering
- Scalability - Different heights with high contact overlapping ensure various solutions from 12 – 80 poles.
- Robust miniaturisation - simple and safe connection even possible under unfavorable mating conditions – e.g. inclination or offset.

General ordering data

| | |
|--------------|---|
| Version | PCB plug-in connector, male header, SMD solder connection, Pitch in mm (P): 1.27 mm, Number of poles: 68, 90°, Tape |
| Order No. | 2747230000 |
| Type | FMH S1/68H F1 B RL |
| GTIN (EAN) | 4064675001027 |
| Qty. | 560 items |
| Product data | IEC: / 2.8 A UL: 150 V |
| Packaging | Tape |

FMH S1/68H F1 B RL

Weidmüller Interface GmbH & Co. KG
Klingenbergstraße 26
D-32758 Detmold
Germany

www.weidmueller.com

Technical data

Approvals

Approvals



ROHS Conform

UL File Number Search [UL Website](#)

Certificate No. (cURus) E92202

Dimensions and weights

| | | | |
|------------|----------|-----------------|-------------|
| Depth | 10.6 mm | Depth (inches) | 0.4173 inch |
| Height | 4.25 mm | Height (inches) | 0.1673 inch |
| Width | 48.26 mm | Width (inches) | 1.9 inch |
| Net weight | 3.41 g | | |

Environmental Product Compliance

| | |
|------------------------|-----------------------------|
| RoHS Compliance Status | Compliant without exemption |
| REACH SVHC | No SVHC above 0.1 wt% |

System specifications

| | | | |
|---------------------------|----------------------------------|--------------------------------|------------------|
| Product family | OMNIMATE Signal - Board-to-Board | Type of connection | Board connection |
| Mounting onto the PCB | SMD solder connection | Pitch in mm (P) | 1.27 mm |
| Pitch in inches (P) | 0.050 " | Outgoing elbow | 90° |
| Number of poles | 68 | Number of solder pins per pole | 1 |
| Coplanarity: | 0.1 mm | Number of rows | 1 |
| Pin series quantity | 2 | Protection degree | IP20 |
| Volume resistance | <25 mΩ | Plugging cycles | 500 |
| Plugging force/pole, max. | 0.6 N | Pulling force/pole, max. | 0.6 N |

Material data

| | | | |
|---------------------------------|--|-----------------------------|------------------|
| Insulating material | LCP | Colour | black |
| Colour chart (similar) | RAL 9011 | Insulating material group | IIIa |
| Insulation resistance | $\geq 10^{10} \Omega$ | Moisture Level (MSL) | 1 |
| UL 94 flammability rating | V-0 | Contact base material | Copper alloy |
| Contact material | Cu-alloy | Contact surface | Gold over nickel |
| Layer structure of plug contact | $\geq 2 \mu\text{m Ni} / \geq 0.4 \mu\text{m PdNi} / \geq 0.05 \mu\text{m Au}$ | Storage temperature, min. | -40 °C |
| Storage temperature, max. | 70 °C | Operating temperature, min. | -55 °C |
| Operating temperature, max. | 125 °C | | |

Rated data acc. to IEC

| | | | |
|---|--------|-------------------------|--------|
| Rated current, min. number of poles (Tu=20°C) | 2.8 A | Creepage distance, min. | 0.4 mm |
| Clearance, min. | 0.4 mm | | |

Rated data acc. to UL 1977

| | | | |
|------------------------------|--|------------------------------------|-------|
| Reference to approval values | Specifications are maximum values, details - see approval certificate. | Rated voltage (UL 1977) (obsolete) | 150 V |
|------------------------------|--|------------------------------------|-------|

FMH S1/68H F1 B RL

Weidmüller Interface GmbH & Co. KG
Klingenbergstraße 26
D-32758 Detmold
Germany

www.weidmueller.com

Technical data**Packing**

| | | | |
|-----------|-----------|------------|-----------|
| Packaging | Tape | VPE length | 350.00 mm |
| VPE width | 345.00 mm | VPE height | 135.00 mm |

Important note

IPC conformity Conformity: The products are developed, manufactured and delivered according international recognized standards and norms and comply with the assured properties in the data sheet resp. fulfill decorative properties in accordance with IPC-A-610 "Class 2". Further claims on the products can be evaluated on request.


Notes

Classifications

| | | | |
|-------------|-------------|-------------|-------------|
| ETIM 8.0 | EC002637 | ETIM 9.0 | EC002637 |
| ETIM 10.0 | EC002637 | ECLASS 14.0 | 27-46-02-01 |
| ECLASS 15.0 | 27-46-02-01 | | |

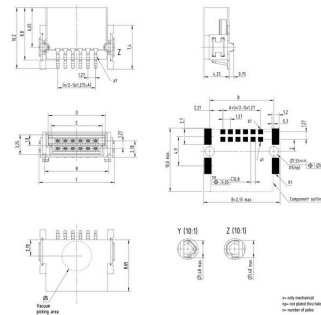
Drawings

Product image



Dimensional drawing

| Type | Order no. | No. of poles | A | B | C | D | E |
|---------------------|-----------|--------------|-------|-------|-------|-------|-------|
| FMH S1/24H F1 B RL | 234710000 | 12 | 8,26 | 10,77 | 12,2 | 13,2 | 13,2 |
| FMH S1/36H F1 B RL | 234710000 | 18 | 8,89 | 11,31 | 12,84 | 13,75 | 13,75 |
| FMH S1/48H F1 B RL | 234710000 | 24 | 11,43 | 14,85 | 17,38 | 18,85 | 18,85 |
| FMH S1/60H F1 B RL | 234710000 | 30 | 15,24 | 19,60 | 21,93 | 24,40 | 24,40 |
| FMH S1/72H F1 B RL | 234710000 | 36 | 19,05 | 24,45 | 26,4 | 29,27 | 29,27 |
| FMH S1/84H F1 B RL | 234710000 | 42 | 24,13 | 30,59 | 33,68 | 37,39 | 37,39 |
| FMH S1/96H F1 B RL | 234710000 | 48 | 28,40 | 36,4 | 39,6 | 43,7 | 43,7 |
| FMH S1/108H F1 B RL | 234710000 | 54 | 33,27 | 42,75 | 46,5 | 51,5 | 51,5 |
| FMH S1/120H F1 B RL | 234710000 | 60 | 38,40 | 49,2 | 53,7 | 59,2 | 59,2 |



Detailed drawing



Derating curve



