

## RSV1.6 B24 OR

**Weidmüller Interface GmbH & Co. KG**

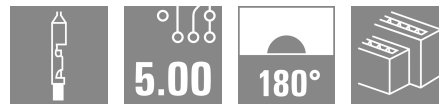
Klingenbergstraße 26

D-32758 Detmold

Germany

[www.weidmueller.com](http://www.weidmueller.com)

### Product image



Similar to illustration

Rectangular plug-in connector for use with crimp contacts. Can be used as universal coupling, but also with the PCB variations. The crimp contacts guarantee a high connection density. CS 1.6 or CB 1.6 contacts can be used here. The plug-in connectors can be coded and locked to the mating connector. Supplied in cardboard box.

### General ordering data

Version	PCB plug-in connector, female plug, 5.00 mm, Number of poles: 24, 180°, Crimp connection, Clamping range, max. : 3.31 mm², Box
Order No.	<a href="#">2744010000</a>
Type	RSV1.6 B24 OR
GTIN (EAN)	4050118849424
Qty.	20 items
Product data	IEC: 630 V / 17 A UL: / AWG 26 - AWG 12
Packaging	Box

## RSV1.6 B24 OR

Weidmüller Interface GmbH &amp; Co. KG

Klingenbergstraße 26

D-32758 Detmold

Germany

www.weidmueller.com

## Technical data

## Dimensions and weights

Depth	33 mm	Depth (inches)	1.2992 inch
Height	33 mm	Height (inches)	1.2992 inch
Width	46 mm	Width (inches)	1.811 inch
Net weight	15.79 g		

## Environmental Product Compliance

RoHS Compliance Status	Compliant without exemption
REACH SVHC	No SVHC above 0.1 wt%

## System Parameters

Product family	OMNIMATE Signal - series RSV	Type of connection	Field connection
Wire connection method	Crimp connection	Pitch in mm (P)	5.00 mm
Pitch in inches (P)	0.197 "	Conductor outlet direction	180°
Number of poles	24	L1 in mm	25.00 mm
L1 in inches	0.984 "	Number of rows	4
Pin series quantity	6	Touch-safe protection acc. to DIN VDE 57 106	Safe from finger touch
Touch-safe protection acc. to DIN VDE 0470	IP 20	Can be coded	Yes
Plugging cycles	25	Plugging force/pole, max.	2 N
Pulling force/pole, max.	2 N		

## Material data

Insulating material	PA 66/6	Colour	orange
Colour chart (similar)	RAL 2000	Insulating material group	I
Comparative Tracking Index (CTI)	≥ 600	Moisture Level (MSL)	
UL 94 flammability rating	V-0	Contact material	Cu-alloy
Storage temperature, min.	-40 °C	Storage temperature, max.	70 °C
Operating temperature, min.	-50 °C	Operating temperature, max.	100 °C

## Conductors suitable for connection

Clamping range, min.	0.13 mm <sup>2</sup>	Clamping range, max.	3.31 mm <sup>2</sup>
Flexible, min. H05(07) V-K	0.2 mm <sup>2</sup>	Flexible, max. H05(07) V-K	2.5 mm <sup>2</sup>

## Rated data acc. to IEC

tested acc. to standard	IEC 60664-1, IEC 61984	Rated current, min. number of poles (Tu=20°C)	17 A
Rated current, max. number of poles (Tu=20°C)	13 A	Rated current, min. number of poles (Tu=40°C)	15 A
Rated current, max. number of poles (Tu=40°C)	11.5 A	Rated voltage for surge voltage class / pollution degree II/2	630 V
Rated voltage for surge voltage class / pollution degree III/2	400 V	Rated voltage for surge voltage class / pollution degree III/3	250 V
Rated impulse voltage for surge voltage class/ pollution degree II/2	4 kV	Rated impulse voltage for surge voltage class/ pollution degree III/2	4 kV
Rated impulse voltage for surge voltage class/ contamination degree III/3	4 kV	Short-time withstand current resistance	3 x 1s with 120 A

## RSV1.6 B24 OR

**Weidmüller Interface GmbH & Co. KG**  
 Klingenbergstraße 26  
 D-32758 Detmold  
 Germany

www.weidmueller.com

## Technical data

### Rated data acc. to CSA

Rated voltage (Use group C / CSA)	600 V	Rated current (Use group C / CSA)	13 A
Wire cross-section, AWG, min.	AWG 26	Wire cross-section, AWG, max.	AWG 12

### Packing

Packaging	Box	VPE length	240.00 mm
VPE width	150.00 mm	VPE height	40.00 mm

### Important note

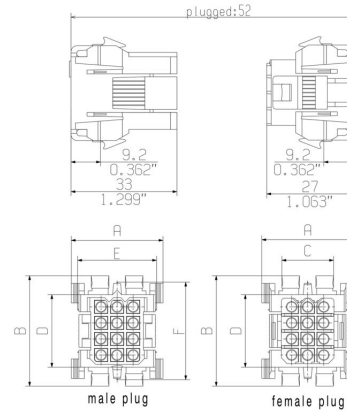
IPC conformity	Conformity: The products are developed, manufactured and delivered according international recognized standards and norms and comply with the assured properties in the data sheet resp. fulfill decorative properties in accordance with IPC-A-610 "Class 2". Further claims on the products can be evaluated on request.
Notes	<ul style="list-style-type: none"> <li>Long term storage of the product with average temperature of 50 °C and maximum humidity 70%, 36 months</li> </ul>

### Classifications

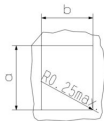
ETIM 8.0	EC002638	ETIM 9.0	EC002638
ETIM 10.0	EC002638	ECLASS 14.0	27-46-02-02
ECLASS 15.0	27-46-02-02		

# Drawings

## Dimensional drawing



## Dimensional drawing



mounting cut-out  
 wall thickness : 1,3 - 2,3mm  
 recommended : 1,5 - 2,0mm

poles	dimension male plug / female plug					mounting cut-out	
	A	B	C	D	E	a	b
4	23,0	25,0	10,8	12,8	17,8	20,3	18,1
6	23,0	30,0	10,8	17,8	17,8	25,1	18,1
8	29,0	30,0	16,1	17,8	23,8	25,1	24,0
12	29,0	35,0	16,1	22,8	23,8	30,0	24,0
18	29,0	46,0	16,1	33,0	23,8	40,5	24,0
24	33,0	46,0	20,6	33,0	27,8	40,5	28,3
36	33,0	61,0	20,6	48,0	27,8	55,5	28,3

## Graph

