


**FP PRO TOP3 24/10 2P****Weidmüller Interface GmbH & Co. KG**

Klingenbergstraße 26

D-32758 Detmold

Germany

www.weidmueller.com



PROtop power supplies offer a wide range of functions with many advantages.

These include high energy efficiency, outstanding power reserves, high reliability and optional communication capability. PROtop also supports direct parallel connection with load balancing. With the possibility of integrating our PROtop power supplies into the FieldPower® system, the entire range of functions becomes available in the field – with all the advantages of the FieldPower® modular system.

**General ordering data**

Version	FieldPower® power supply unit, IP65, in complete state, 10A, 24 V, DC, IDC terminal, PUSH IN, M12, A-coded
Order No.	<a href="#">2743440000</a>
Type	FP PRO TOP3 24/10 2P
GTIN (EAN)	4064675038375
Qty.	1 items

## FP PRO TOP3 24/10 2P

Weidmüller Interface GmbH &amp; Co. KG

Klingenbergstraße 26

D-32758 Detmold

Germany

www.weidmueller.com

## Technical data

## Approvals

Approvals



ROHS	Conform
UL File Number Search	<a href="#">UL Website</a>
Certificate no. (cULus)	E258476

## Dimensions and weights

Depth	220 mm	Depth (inches)	8.6614 inch
Height	196 mm	Height (inches)	7.7165 inch
Width	196 mm	Width (inches)	7.7165 inch
Net weight	4208 g		

## Temperatures

Storage temperature	-10 °C...60 °C	Operating temperature	-25 °C...50 °C
Operating temperature range	-25...50 °C	Start-up	≥ -40 °C
Humidity	35...85%, non condensing and non freezing		

## Environmental Product Compliance

RoHS Compliance Status	Compliant with exemption
RoHS Exemption (if applicable/known)	6c
REACH SVHC	Lead 7439-92-1, Potassium perfluorobutane sulfonate 29420-49-3
SCIP	7645f3b1-6db9-495d-9e21-ab1d894aff05

## Input

AC input voltage range	3 x 320...3 x 575 V AC / 2 x 360...2 x 575 V AC	Recommended back-up fuse	2 - 3 A, Char. C
Frequency range AC	45...65 Hz	Type of connection	IDC terminal, PUSH IN
Wire connection method	IDC terminal, PUSH IN	Surge protection	Varistor
Input fuse (internal)	3.0 A F (6.3 x 32 mm)	AC current consumption	0,7 A @ 400 V DC / 0,8 A @ 320 V AC
DC input voltage range	450...800 V DC (max. 500 V DC acc. to UL508)	Inrush current	Max. 10 A

## Output

Output power	240 W	Rated output voltage	24 V DC ± 1 %
Output voltage, max.	28.8 V	Output voltage, min.	22.5 V
Wire connection method	IDC terminal, PUSH IN	Surge protection	Varistor
Output voltage type	DC	Output voltage, note	(adjustable via potentiometer)
Nominal output current for Unom	10 A @ 60 °C	Switch-on delay	1 s
Output current	10A	Adjustable rated current	No
Output voltage	24 V	Triggering characteristic	see characteristic curve

## General data

Installation advice	Lid screws included	Humidity	35...85%, non condensing and non freezing
Standards	UL 508	Protection degree	IP65, in complete state

Creation date 23.02.2026 04:07:46 MEZ

Catalogue status / Drawings

**FP PRO TOP3 24/10 2P**

**Weidmüller Interface GmbH & Co. KG**  
 Klingenbergstraße 26  
 D-32758 Detmold  
 Germany

www.weidmueller.com

**Technical data**

Surge voltage category	III, II	Short-circuit protection	Yes, internal
------------------------	---------	--------------------------	---------------

**Insulation coordination**

Surge voltage category	III, II
------------------------	---------

**Input**

AC input voltage range	3 x 320...3 x 575 V AC / 2 x 360...2 x 575 V AC	Recommended back-up fuse	2 - 3 A, Char. C
Frequency range AC	45...65 Hz	Surge protection	Varistor
AC current consumption	0,7 A @ 400 V DC / 0,8 A @ 320 V AC	DC input voltage range	450...800 V DC (max. 500 V DC acc. to UL508)
Inrush current	Max. 10 A	Input fuse (internal)	3.0 A F (6.3 x 32 mm)

**Output**

Output power	240 W	Output voltage, max.	28.8 V
Output voltage, min.	22.5 V	Output voltage type	DC
Output voltage, note	(adjustable via potentiometer)	Switch-on delay	1 s
Output current	10A	Adjustable rated current	No
Output voltage	24 V	Triggering characteristic	see characteristic curve
Rated output voltage	24 V DC ± 1 %	Nominal output current for Unom	10 A @ 60 °C

**Clamping capacity**

Connection data - contact element Branch / Feed-in	Wire connection method	PUSH IN		
	Blade size of operating tool	0.6 x 3.5 mm		
	Stripping length	14.00 mm		
	Number of poles	5		
	Conductor connection cross-section, solid, max.	6 mm <sup>2</sup>		
	Conductor connection cross-section, solid, min.	0.50 mm <sup>2</sup>		
	Conductor connection cross-section, stranded, max.	6.00 mm <sup>2</sup>		
	Conductor connection cross-section, stranded, min.	0.50 mm <sup>2</sup>		
	Conductor connection cross-section, finely stranded, max.	10.00 mm <sup>2</sup>		
	Conductor connection cross-section, finely stranded, min.	0.50 mm <sup>2</sup>		
	Conductor connection cross-section, finest stranded, max.	6.00 mm <sup>2</sup>		
	Conductor connection cross-section, finest stranded, min.	0.50 mm <sup>2</sup>		
	Conductor connection cross-section with wire end ferrule	Type of wire end ferrule	12 mm with plastic collar	
		Standard	DIN 46228/1	
		Cross-section, min.	0.5 mm <sup>2</sup>	
		Cross-section, max.	6 mm <sup>2</sup>	
		Type of wire end ferrule	8 mm with plastic collar ferrule	
		Standard	DIN 46228/4	
		Cross-section, min.	0.5 mm <sup>2</sup>	
		Cross-section, max.	6 mm <sup>2</sup>	
Conductor connection cross-section with wire end ferrule	Standard	DIN 46228/4		
	Cross-section, min.	0.5 mm <sup>2</sup>		
	Cross-section, max.	6 mm <sup>2</sup>		
	Type of wire end ferrule	Twin wire-end ferrules ferrule		

## FP PRO TOP3 24/10 2P

**Weidmüller Interface GmbH & Co. KG**

Klingenbergstraße 26

D-32758 Detmold

Germany

www.weidmueller.com

## Technical data

Connection data - contact element power bus		Cross-section, min.	0.5 mm <sup>2</sup>
		Cross-section, max.	6 mm <sup>2</sup>
	Wire connection method	Insulation displacement connection (IDC)	
	Blade size of operating tool	0.6 x 3.5 mm	
	Number of poles	5	
	Conductor connection cross-section, solid, max.	6 mm <sup>2</sup>	
	Conductor connection cross-section, solid, min.	1.50 mm <sup>2</sup>	
	Conductor connection cross-section, stranded, max.	6.00 mm <sup>2</sup>	
	Conductor connection cross-section, stranded, min.	2.50 mm <sup>2</sup>	
	Conductor connection cross-section, finely stranded, max.	6.00 mm <sup>2</sup>	
	Conductor connection cross-section, finely stranded, min.	2.50 mm <sup>2</sup>	
	Conductor connection cross-section, finest stranded, max.	6.00 mm <sup>2</sup>	
	Conductor connection cross-section, finest stranded, min.	2.50 mm <sup>2</sup>	

### Rated data acc. to IEC

Rated data acc. to IEC for plug-in connector	Voltage type	DC
	Standard	IEC 60947-7-1, IEC 60947-7-2, IEC 61984
	Rated voltage	690 V
	Rated impulse withstand voltage	8.00 kV
	Rated current (3 loaded poles)	32 A
	Rated current (4 loaded poles)	25 A
Rated data acc. to IEC for contact element	Voltage type	AC, DC
	Standard	IEC 60947-7-1, IEC 60947-7-2
	Rated voltage	800 V
	Rated impulse withstand voltage	8.00 kV
	Rated current (3 loaded poles)	41 A
	Rated current (4 loaded poles)	25 A
Rated data acc. to IEC for fuse plug	Voltage type	AC
	Number of phases	3
	Standard	IEC 61984, IEC 60947-7-3
	Rated voltage	36 V
	Rated impulse withstand voltage	6.00 kV
	Rated current	12 A

### Rated data acc. to UL

Standards	UL 508	
Rated data acc. to UL for contact element	Standard	UL 1059
	Note	for use with UL-listed TC-ER cables
	Conductor connection cross-section, AWG, max.	AWG 10
	Conductor connection cross-section, AWG, min.	AWG 14
	Rated voltage	600 V
	Rated current	30 A
Rated data acc. to UL for plug-in connector	Standard	UL 1059
	Note	for use with UL-listed TC-ER cables
	Conductor connection cross-section, AWG, max.	AWG 12
	Conductor connection cross-section, AWG, min.	AWG 16
	Rated voltage	600 V
	Rated current	20 A
Rated data acc. to UL for fuse plug		

## FP PRO TOP3 24/10 2P

**Weidmüller Interface GmbH & Co. KG**  
Klingenbergstraße 26  
D-32758 Detmold  
Germany

[www.weidmueller.com](http://www.weidmueller.com)

## Technical data

### Classifications

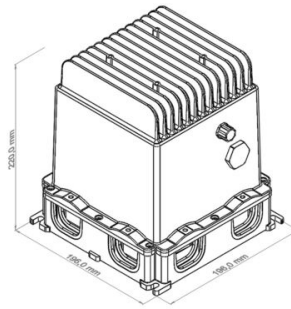

ETIM 8.0	EC002540	ETIM 9.0	EC002540
ETIM 10.0	EC002540	ECLASS 14.0	27-04-07-01
ECLASS 15.0	27-04-07-01		

## FP PRO TOP3 24/10 2P

**Weidmüller Interface GmbH & Co. KG**  
 Klingenbergstraße 26  
 D-32758 Detmold  
 Germany

www.weidmueller.com

# Drawings



M12 A-coded	FP PRO TOP3 ... 2P	FP PRO TOP3 24/20 2PIOL
1	13	L+
2	I/O	n.c.
3	GND	L-
4	14	C/Q

