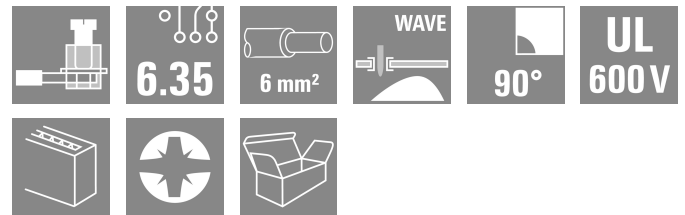


LL 6.35/10/90V 3.0SN BK BX

Weidmüller Interface GmbH & Co. KG
 Klingenbergstraße 26
 D-32758 Detmold
 Germany

www.weidmueller.com



This PCB terminal, pitch 6.35 mm, with proven clamping yoke connection provides the following features: connections for 1000 V, 32 A, 6 mm² conductor cross-section, and off-set solder pins, 90° conductor outlet direction.

General ordering data

Version	Printed circuit board terminals, 6.35 mm, Number of poles: 10, 90°, Solder pin length (l): 3 mm, tinned, black, Clamping yoke connection, Box
Order No.	2743170000
Type	LL 6.35/10/90V 3.0SN BK BX
GTIN (EAN)	4050118873764
Qty.	24 items
Product data	IEC: 1000 V / 0.18 - 6 mm ² UL:
Packaging	Box

LL 6.35/10/90V 3.0SN BK BX

Weidmüller Interface GmbH & Co. KG

Klingenbergstraße 26

D-32758 Detmold

Germany

www.weidmueller.com

Technical data

Dimensions and weights

Depth	15.85 mm	Depth (inches)	0.624 inch
Height	33.5 mm	Height (inches)	1.3189 inch
Height of lowest version	28.5 mm	Width	64.1 mm
Width (inches)	2.5236 inch	Net weight	28.27 g

Environmental Product Compliance

RoHS Compliance Status	Compliant without exemption
REACH SVHC	No SVHC above 0.1 wt%

System parameters

Product family	OMNIMATE Signal - series LL	Wire connection method	Clamping yoke connection
Mounting onto the PCB	THT solder connection	Conductor outlet direction	90°
Pitch in mm (P)	6.35 mm	Number of poles	10
Pin series quantity	1	Number of rows	1
Solder pin length (l)	3 mm	Solder pin dimensions	1.0 x 0.6 mm
Solder eyelet hole diameter (D)	1.3 mm	Number of solder pins per pole	1
Screwdriver blade	0.8 x 4.0, PZ 1	Touch-safe protection acc. to DIN VDE 0470	IP 20
Touch-safe protection acc. to DIN VDE 57 106	Safe from finger touch	Protection degree	IP20

Material data

Insulating material	Wemid (PA)	Colour	black
Colour chart (similar)	RAL 9011	Moisture Level (MSL)	
UL 94 flammability rating	V-0	Contact material	Cu-alloy
Contact surface	tinned	Coating	4-6 µm SN
Layer structure of solder connection	2...4 µm Ni / 4...6 µm Sn matt	Operating temperature, min.	-50 °C
Operating temperature, max.	120 °C		

Conductors suitable for connection

Wire connection cross section AWG, min.	AWG 26	Wire connection cross section AWG, max.	AWG 10
Solid, min. H05(07) V-U	0.18 mm ²	Solid, max. H05(07) V-U	6 mm ²
Stranded, min. H07V-R	0.22 mm ²	Stranded, max. H07V-R	4 mm ²
Flexible, min. H05(07) V-K	0.22 mm ²	Flexible, max. H05(07) V-K	4 mm ²
w. plastic collar ferrule, DIN 46228 pt 4, min.	0.5 mm ²	w. plastic collar ferrule, DIN 46228 pt 4, max.	2.5 mm ²
w. wire end ferrule, DIN 46228 pt 1, min.	0.5 mm ²	w. wire end ferrule, DIN 46228 pt 1, max.	4 mm ²
Reference text	Length of ferrules is to be chosen depending on the product and the rated voltage., The outside diameter of the plastic collar should not be larger than the pitch (P)		

LL 6.35/10/90V 3.0SN BK BX

Weidmüller Interface GmbH & Co. KG
 Klingenbergstraße 26
 D-32758 Detmold
 Germany

www.weidmueller.com

Technical data

Rated data acc. to IEC

Rated current, max. number of poles (Tu=20°C)	32 A	Rated current, min. number of poles (Tu=40°C)	32 A
Rated voltage for surge voltage class / pollution degree II/2	1000 V	Rated voltage for surge voltage class / pollution degree III/2	1000 V
Rated voltage for surge voltage class / pollution degree III/3	800 V	Rated impulse voltage for surge voltage class/ pollution degree II/2	8 kV
Rated impulse voltage for surge voltage class/ pollution degree III/2	8 kV	Rated impulse voltage for surge voltage class/ contamination degree III/3	8 kV

Packing

Packaging	Box	VPE length	350.00 mm
VPE width	141.00 mm	VPE height	43.00 mm

Type tests

Test: Clampable cross section	Standard	IEC 60999-1 section 7 and 9.1 / 11.99, IEC 60947-1 section 8.2.4.5.1 / 03.11
-------------------------------	----------	--

Important note

IPC conformity	Conformity: The products are developed, manufactured and delivered according international recognized standards and norms and comply with the assured properties in the data sheet resp. fulfill decorative properties in accordance with IPC-A-610 "Class 2". Further claims on the products can be evaluated on request.
Notes	<ul style="list-style-type: none"> • Additional variants on request • Rated current related to rated cross-section & min. No. of poles. • Wire end ferrule without plastic collar to DIN 46228/1 • Wire end ferrule with plastic collar to DIN 46228/4 • P on drawing = pitch • Rated data refer only to the component itself. Clearance and creepage distances to other components are to be designed in accordance with the relevant application standards. • Long term storage of the product with average temperature of 50 °C and maximum humidity 70%, 36 months

Classifications

ETIM 8.0	EC002643	ETIM 9.0	EC002643
ETIM 10.0	EC002643	ECLASS 14.0	27-46-01-01
ECLASS 15.0	27-46-01-01		

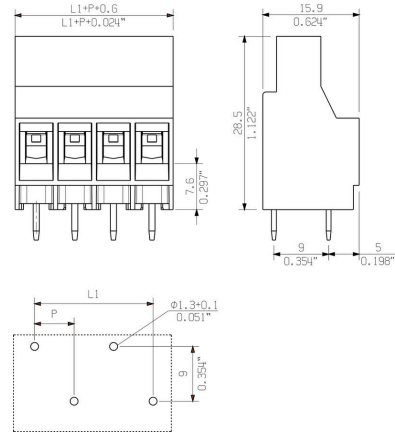
LL 6.35/10/90V 3.0SN BK BX

Weidmüller Interface GmbH & Co. KG
 Klingenbergstraße 26
 D-32758 Detmold
 Germany

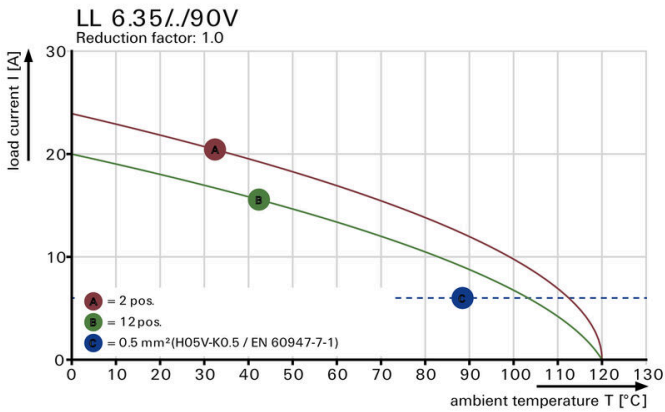
Drawings

www.weidmueller.com

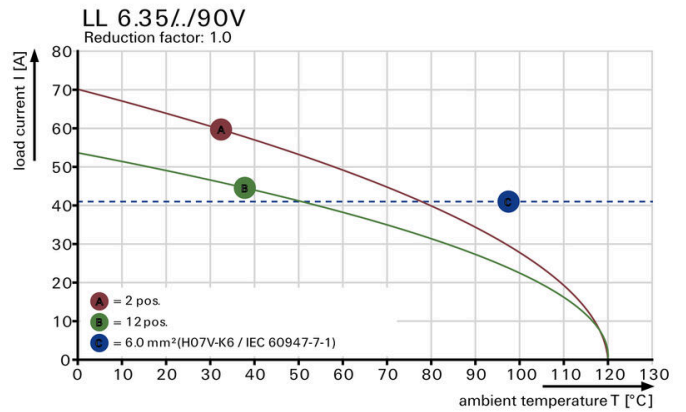
Dimensional drawing




Graph



Graph




Product benefits




Power up to UL 600 V offset solder pins

Product benefits



Secure connection

Product benefits



Clear marking Printing on 3 levels is possible