

## PVN DC 2I 2O 4MPP SPD1R CG 11

**Weidmüller Interface GmbH & Co. KG**  
 Klingenbergstraße 26  
 D-32758 Detmold  
 Germany

www.weidmueller.com



PV Next combiner boxes for inverters with 1 to 12 MPP trackers are used to protect the DC side of a photovoltaic system. The combiner boxes protect the inverter against overvoltages and thus comply with the European Directive CLC/TS 5 1643-32. In addition, these products offer the possibility to protect the system against reverse currents and the possibility to combine strings to save cables during installation.

### General ordering data

Version	Photovoltaics, Combiner Box, PV Next, 1100 V, 4 MPP's, 2 Inputs / 2 Outputs per MPP, Surge protection I / II, Cable gland
Order No.	<a href="#">2737610000</a>
Type	PVN DC 2I 2O 4MPP SPD1R CG 11
GTIN (EAN)	4050118824889
Qty.	1 items

**PVN DC 2I 20 4MPP SPD1R CG 11**

**Weidmüller Interface GmbH & Co. KG**  
 Klingenbergstraße 26  
 D-32758 Detmold  
 Germany

www.weidmueller.com

**Technical data**

**Approvals**

Approvals



ROHS Conform

**Dimensions and weights**

Depth	132 mm	Depth (inches)	5.1968 inch
Height	235 mm	Height (inches)	9.252 inch
Width	400 mm	Width (inches)	15.748 inch
Net weight	3897 g		

**Temperatures**

Ambient temperature -40 °C...45 °C Humidity 5 - 90 %, no condensation

**Environmental Product Compliance**

RoHS Compliance Status	Compliant with exemption
RoHS Exemption (if applicable/known)	6c
REACH SVHC	Lead 7439-92-1
SCIP	bdab5698-6a20-4370-8e28-8810d882d01a

**Included in delivery**

Included accessories	Article	Mounting foot
	Quantity	4
	Article	Sealing plug
	Quantity	9

**Approvals and norms**

Approvals EN 61439-2, IEC 61439-2

**Guarantee**

Time interval 5 years

**Electrical characteristics**

Rated DC voltage	1100 V
Rated short-term current resistance	Rated current 67 A
Current per Maximum Power Point, max.	53.6 A
Rated DC current per connection	Current per string, max. 53.60 A

**Enclosure**

Insulating material	Polyester glass-fibre reinforced, Polycarbonate	Type of mounting	Wall mounting, 4 screws
Impact resistance	IK08 in accordance with IEC 62208, IK10 in accordance with IEC 62262	Enclosure attachment	Via mounting feet

## PVN DC 2I 20 4MPP SPD1R CG 11

**Weidmüller Interface GmbH & Co. KG**  
 Klingenbergstraße 26  
 D-32758 Detmold  
 Germany

www.weidmueller.com

## Technical data

Protection class	II	Connection type string	Internal terminal (with cable gland feed-through)
------------------	----	------------------------	---

### General data

Standards	EN 61643-31	Protection degree	IP65
Installation location	Protected outdoor area (Land and Sea)		

### Inputs

Amount of maximum power points (MPP)	4		
Functional earth connector	Cable entry	Number of cable entries	1
		Cable diameter, min.	5 mm
		Cable diameter, max.	10 mm
		Cable gland	M 16
	Wire connection	Type of connection	Screw connection
		Flexible, max. H05(07) V-K	25 mm <sup>2</sup>
	w. wire end ferrule, DIN 46228 pt 1, max.	16 mm <sup>2</sup>	
Number of conduit inlets	2		
DC Input + & -	Wire connection	Type of connection	PUSH IN
		Compatible cable cross-section	EN 50618:2015
		Wire cross-section, min.	2.5 mm <sup>2</sup>
		Wire cross-section, max.	16 mm <sup>2</sup>
	Cable entry	Number of cable entries	8
Fuse type	Neither fuse cartridge nor holder		
Fuses	No		
Max. number of DC inputs	per Maximum Power Point 2 inputs connected in parallel		
Number of string inputs per MPP	≤ 2		
Surge protection auxiliary contact	Cable entry	Cable diameter, min.	5 mm
		Cable diameter, max.	10 mm
		Cable gland	M 16
	Wire connection	Type of connection	Tension clamp connection with actuator
		Flexible, max. H05(07) V-K	1.5 mm <sup>2</sup>
		w. wire end ferrule, DIN 46228 pt 1, max.	1.5 mm <sup>2</sup>
Number of inputs	8		

### Outputs

Max. number of DC outputs	per Maximum Power Point 2 outputs connected in parallel		
DC Output + & -	Wire connection	Type of connection	PUSH IN
		Compatible cable cross-section	TÜV 2 Pfg1169/08.07
		Wire cross-section, min.	2.5 mm <sup>2</sup>
		Wire cross-section, max.	16 mm <sup>2</sup>

## PVN DC 2I 20 4MPP SPD1R CG 11

**Weidmüller Interface GmbH & Co. KG**

 Klingenbergstraße 26  
 D-32758 Detmold  
 Germany

[www.weidmueller.com](http://www.weidmueller.com)

### Technical data

#### Surge protection DC side

Standards	EN 61643-31	Lightning test current Iimp (10/350 µs)	6.25 kA
Discharge current, max. (8/20 µs)	40 kA	Protection level Up (+/-, -/PE, +/-PE)	≤ 3.8 kV
Standby power consumption PC	<0.2 W	Short-circuit current ISCPV	11000 A
Total discharge current I <sub>total</sub> (8/20µs)	50 kA	Discharge current I <sub>n</sub> (8/20 µs)	20 kA
Requirements class	Type I/II	Total discharge current I <sub>total</sub> (10/350µs)	12.5 kA
Protection level Up (-/PE)	≤ 3.8 kV	Protection level Up (+/-)	≤ 3.8 kV
Protection level Up (+/PE)	≤ 3.8 kV	PV system voltage, max. U <sub>cpv</sub>	1100 V
Maximum continuous operating voltage DC UCPV mode +/-, -/PE, +/-PE	1100 V		

#### DC load break switch

Switch disconnecter execution	no switch
-------------------------------	-----------

#### Important note

Product information	<p>The SCIP number was assigned due to a lead content of more than 0.1 % of the net weight. Safe use instruction according to ECHA:          The identification of the hazardous substance is sufficient to allow safe use of the article throughout its life cycle, including the service life, disassembly and waste/recycling phase</p>
---------------------	--

#### Classifications

ETIM 8.0	EC003857	ETIM 9.0	EC003857
ETIM 10.0	EC003857	ECLASS 14.0	22-57-02-92
ECLASS 15.0	22-57-02-92		

#### Tender specification sheets

Long specification	<p>Combiner box for inverters with 4 MPP tracker, suitable for protecting the DC side of a photovoltaic system according to EN 51543-32. MPP1:          2 inputs, connection via M25 cable gland with 3x7mm Ø cable entry. PUSH IN connection / 2.5 - 6mm<sup>2</sup> single-wire, multi-wire, with/without ferrule.          1 output, connection via M25 cable gland with 3x7mm Ø cable entry. PUSH IN connection / 2.5 - 6mm<sup>2</sup> single-wire, multi-wire, with/without ferrule.          MPP2 to 4:          identical to MPP1 Max. string voltage U<sub>oc</sub>: 1000V          1 class/type I + II combined arrester with signal contact          Connection of the signal contact via cable glands (8-12mmØ) max. conductor cross-section: 1.5mm<sup>2</sup>          Connection of the functional earth via</p>
--------------------	---

### PVN DC 2I 20 4MPP SPD1R CG 11

**Weidmüller Interface GmbH & Co. KG**  
Klingenbergstraße 26  
D-32758 Detmold  
Germany

## Technical data

[www.weidmueller.com](http://www.weidmueller.com)

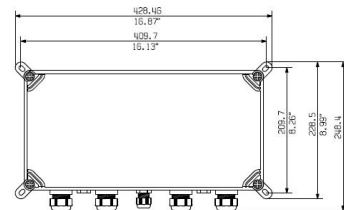
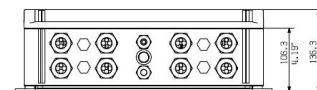
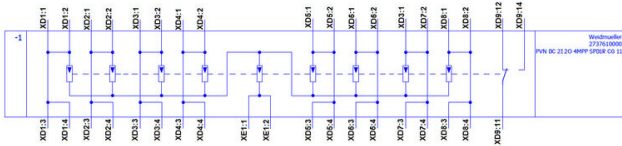
cable glands (8-12mmØ)  
Conductor cross-section:  
16-25mm<sup>2</sup>  
Protection class: IP65  
All built into a glass fibre  
reinforced polyester  
housing. Dimensions  
HxWxD: 330x372x175  
mm  
Approval according to  
low voltage switchgear  
and controlgear IEC  
61439-1:2011 and EN  
61439-2:2011

PVN DC 2I 20 4MPP SPD1R CG 11

Weidmüller Interface GmbH & Co. KG  
 Klingenbergstraße 26  
 D-32758 Detmold  
 Germany

Drawings

www.weidmueller.com



PVN DC 2I 20 4MPP SPD1R CG 11

Weidmüller Interface GmbH & Co. KG  
Klingenbergstraße 26  
D-32758 Detmold  
Germany

Drawings

www.weidmueller.com

