

VPU AC I 3 R 275/25 LCF S

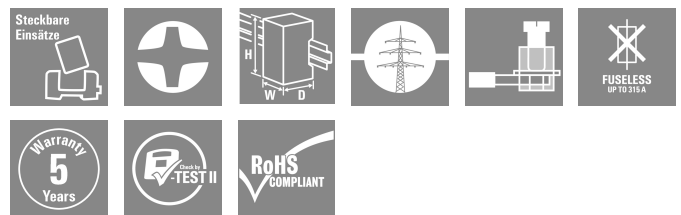
Weidmüller Interface GmbH & Co. KG

Klingenbergstraße 26

D-32758 Detmold

Germany

www.weidmueller.com



Weidmüller VPU I (Type I), VPU II (Type II) and VPU III (Type III) surge protection products effectively reduce the interference coupling that can occur due to transient surge voltages, even significantly below the limits prescribed by insulation co-ordination according to EN 60664-3 / DIN VDE 0110-3. This means that the whole installation is exposed to fewer malfunctions. The arresters are co-ordinated using technical means. This means that decoupling between Types I, II and III is unnecessary. The arresters are tested according to product standard IEC 61643-11 / DIN EN 61643-11 and can be installed in systems according to IEC 61643-12 / VDE 0675-6-12 and IEC 62305-4 / VDE 0185-4. This lightning and surge protection device is suited for installation in power supply systems. Weidmüller offers different products depending on the particular mains network type and voltage level. A special Type I and Type II protective device is even available for photovoltaic applications.

General ordering data

Version	Surge voltage arrester, Low voltage, Surge protection, Leakage-current-free, with remote contact, TN-C
Order No.	2726750000
Type	VPU AC I 3 R 275/25 LCF S
GTIN (EAN)	4050118802535
Qty.	1 items

VPU AC I 3 R 275/25 LCF S

Weidmüller Interface GmbH & Co. KG
 Klingenbergstraße 26
 D-32758 Detmold
 Germany

www.weidmueller.com

Technical data

Approvals

Approvals



ROHS Conform

Dimensions and weights

Depth	91 mm	Depth (inches)	3.5827 inch
Height	104.5 mm	Height (inches)	4.1142 inch
Width	54 mm	Width (inches)	2.126 inch
Net weight	508 g		

Temperatures

Storage temperature	-40 °C...85 °C	Ambient temperature	...85 °C
Operating temperature	-40 °C...85 °C	Humidity	5 - 95% rel. humidity

Environmental Product Compliance

RoHS Compliance Status	Compliant without exemption
REACH SVHC	No SVHC above 0.1 wt%

Connection data, remote alert

Cross-section for connected wire, solid core, min.	0.14 mm ²	Stripping length	8 mm
Connection type	PUSH IN	Cross-section for connected wire, solid core, max.	1.5 mm ²

General data

Optical function display	green = OK; red = arrester is defective - replace	Segment	Power distribution
Version	Surge protection, Leakage-current-free, with remote contact	Design	Installation housing; 3TE, Insta IP 20
UL 94 flammability rating	V-0	Colour	orange, black
Protection degree	IP20 in installed state	Mounting rail	TS 35
Operating altitude	≤ 2000 m		

Insulation coordination acc. to EN 50178

Surge voltage category	IV, III	Pollution severity	2
------------------------	---------	--------------------	---

Rated data IEC / EN

Number of poles	3	Leakage current at Un	1 µA
Signalling contact	250 V 1A 1CO	Rated voltage (AC)	230 V
Low voltage network	TN-C	Voltage type	AC
Temporary surge voltage (over-voltage) - TOV	442 V	Fuse protection	No Fuse necessary ≤315 A gG
Response time / fallback time	<100 ns	Frequency range, max.	60 Hz
Frequency range, min.	50 Hz	Standards	IEC 61643-11, EN 61643-11

VPU AC I 3 R 275/25 LCF S

Weidmüller Interface GmbH & Co. KG

Klingenbergstraße 26
D-32758 Detmold
Germany

www.weidmueller.com

Technical data

Lightning test current limp (10/350 µs) (L-PE)	25 kA	Requirements class, acc. to EN 61643-11	T1, T2
Requirements category acc. to IEC 61643-11	Type I, Type II	Max. continuous voltage, U _c (AC)	275 V
Note follow current capability	No tripping of a 16 A gG fuse up to prospective 50 kA _{eff}	Mains voltage	230 V / 400 V
Energy coordination (≤10 m)	Type I, Type II, Type III	Discharge current I _n (8/20µs) wire-PE	25 kA
Discharge current I _{max} (8/20µs) wire-PE	65 kA	Protection level Up at IN (L/N-PE)	≤ 1.5 kV
Short-circuit current rating ISCCR	50 kA	Follow-on current extinguishing capability I _{fi}	50 kA
Integrated back-up fuse	No	PE conductor current IPE	1 µA

Connection data

Stripping length	18 mm	Wire connection method	Screw connection
Type of connection	Screw connection	Stripping length, rated connection	18 mm
Tightening torque, min.	3 Nm	Tightening torque, max.	4.5 Nm
Clamping range, rated connection	16 mm ²	Clamping range, min.	1.5 mm ²
Clamping range, max.	35 mm ²	Wire cross-section, solid, min.	2.5 mm ²
Wire cross-section, solid, max.	35 mm ²	Wire connection cross section, finely stranded, min.	2.5 mm ²
Wire connection cross section, finely stranded, max.	25 mm ²	Conductor cross-section, flexible, AEH (DIN 46228-1), min.	2.5 mm ²
Conductor cross-section, flexible, AEH (DIN 46228-1), max.	35 mm ²	Connection cross-section, stranded, min.	2.5 mm ²
Connection cross-section, stranded, max.	35 mm ²		

Electrical data

Voltage type	AC
--------------	----

General data

Number of poles	3	Protection degree	IP20 in installed state
Colour	orange, black		

Guarantee

Time interval	5 years
---------------	---------

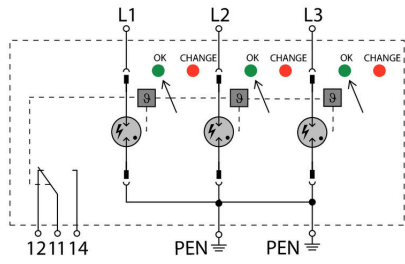
Important note

Product information	For use in DC applications, please use the fuse of SIBA Type NH2XL aR/aSF DC 1500 V
---------------------	---

Classifications

ETIM 8.0	EC001457	ETIM 9.0	EC001457
ETIM 10.0	EC001457	ECLASS 14.0	27-17-12-04
ECLASS 15.0	27-17-12-04		

Electric symbol



Schematic circuit diagram

VPU AC I 3 R 275/25 LCF S

Weidmüller Interface GmbH & Co. KG
 Klingenbergstraße 26
 D-32758 Detmold
 Germany

www.weidmueller.com

Accessories

Crosshead screwdriver Phillips



VDE insulated crosshead screwdriver, for Phillips screws, SDIK PH DIN 7438, ISO 8764/2-PH, output to ISO 8764-PH, SoftFinish grip

General ordering data

Type	SDIK PH1 X 80	Version	
Order No.	2749890000	Screwdriver, Blade width (B): 1 mm, 80 mm, Blade thickness (A): 1	
GTIN (EAN)	4050118897098		
Qty.	1 ST		

Slotted screwdriver



VDE insulated slot-head screwdriver, SDI DIN 7437, ISO 2380/2, drive output acc. to DIN 5264, ISO 2380/1. SoftFinish grip

General ordering data

Type	SDIS 1.0X5.5X125	Version	
Order No.	2749850000	Screwdriver, Blade width (B): 5.5 mm, Blade length: 125 mm, Blade thickness (A): 1 mm	
GTIN (EAN)	4050118897050		
Qty.	1 ST		

Blank



ESG is the tried-and-tested marker in MultiCard format for use on many well-known electrical devices. The result is high-quality device marking with a high-contrast appearance.

Various types are available for devices from manufacturers like Siemens, ABB, Beckhoff etc.

Advantages at a glance:

- Tags for universal usage, self-adhesive or clip-on tags, depending on type
- For aligned equipment, e.g. circuit breakers, we supply ESG markers for clipping onto tag rails
- Individual laser-quality printing according to specifications

For custom printing: Please send us a file of our labeling software M-Print PRO or M-Print PRO Online (without installation) for your labeling specifications.

VPU AC I 3 R 275/25 LCF S

Weidmüller Interface GmbH & Co. KG
Klingenbergstraße 26
D-32758 Detmold
Germany

www.weidmueller.com

Accessories

General ordering data

Type	ESG 6/15 K MC NE WS	Version	
Order No.	1880100000	ESG, Device markers x 15 mm, PA 66, Colour: white, Self-adhesive	
GTIN (EAN)	4032248478781		
Qty.	200 ST		

VPU Series



Extensive accessories round off the product range

General ordering data

Type	VPU AC EXTENDER	Version	
Order No.	3123500000		
GTIN (EAN)	4099987270175		
Qty.	8 ST		

Spare arrester



In the event of a defective arrester, you can easily reorder this spare arrester, replace the defective arrester and thus restore protection.

General ordering data

Type	VPU AC I 0 275/25 LCF S	Version	
Order No.	2730860000	Spare arrester, Leakage-current-free, Surge protection	
GTIN (EAN)	4050118808025		
Qty.	1 ST		


VPU AC I 3 R 275/25 LCF S

Weidmüller Interface GmbH & Co. KG
 Klingenbergstraße 26
 D-32758 Detmold
 Germany

www.weidmueller.com

Accessories

VPU Series



Extensive accessories round off the product range

General ordering data

Type	VPU LOCKING CLIP L	Version	
Order No.	2735070000		
GTIN (EAN)	4050118816402		
Qty.	10 ST		
Type	PLUG VPU AC	Version	
Order No.	2855300000		
GTIN (EAN)	4064675533283		
Qty.	10 ST		