

WPD 107 1X95/2X35+8X25 BK

Weidmüller Interface GmbH & Co. KG
Klingenbergstraße 26
D-32758 Detmold
Germany

www.weidmueller.com



Our WPD 1XX distribution blocks are used in all situations where power is supplied and distributed. Their user-friendly design creates a better overview and enables Rapid, efficient implementation of space-saving power distribution.

General ordering data

Version	Potential distributor terminal, Screw connection, black, 95 mm ² , 270 A, 1000 V, Number of connections: 11, Number of levels: 1
Order No.	2725450000
Type	WPD 107 1X95/2X35+8X25 BK
GTIN (EAN)	4050118796131
Qty.	1 items

WPD 107 1X95/2X35+8X25 BK

Weidmüller Interface GmbH & Co. KG
Klingenbergstraße 26
D-32758 Detmold
Germany

www.weidmueller.com

Technical data

Approvals

Approvals



ROHS Conform

UL File Number Search [UL Website](#)

Certificate No. (cURus) E60693

Dimensions and weights

Depth	54.5 mm	Depth (inches)	2.1457 inch
Height	73 mm	Height (inches)	2.874 inch
Width	51 mm	Width (inches)	2.0079 inch
Net weight	210 g		

Temperatures

Storage temperature	-25 °C...55 °C	Ambient temperature	-50 °C...85 °C
Continuous operating temp., min.	-50 °C	Continuous operating temp., max.	130 °C

Environmental Product Compliance

RoHS Compliance Status	Compliant with exemption
RoHS Exemption (if applicable/known)	6c
REACH SVHC	Lead 7439-92-1
SCIP	e1c310ef-6b67-4efa-80a6-d307472f4de9

Material data

Basic material	Wemid	Colour	black
UL 94 flammability rating	V-0		

Rating data IECEx/ATEX

Certificate No. (ATEX)	CNEX16ATEX0005U	Certificate No. (IECEX)	IECEXCNEX16.0005U
Max. voltage (ATEX)	440 V	Current (ATEX)	232 A
Wire cross section max. (ATEX)	95 mm ²	Max. voltage (IECEX)	440 V
Current (IECEX)	232 A		

System specifications

Version	Screw connection	End cover plate required	No
Number of potentials	1	Number of levels	1
Number of clamping points per level	2	Number of potentials per tier	1
Levels cross-connected internally	Yes	Mounting rail	Mounting plate, TS 35
N-function	Yes	PE function	No
PEN function	No		

Additional technical data

Open sides	closed	Explosion-tested version	Yes
Type of mounting	Snap-on		

WPD 107 1X95/2X35+8X25 BK

Weidmüller Interface GmbH & Co. KG
Klingenbergstraße 26
D-32758 Detmold
Germany

www.weidmueller.com

Technical data

CSA rating data

Certificate number (cCSAus) 70128467

Conductors for clamping (additional connection)

Connection type, additional connection Screw connection

Conductors for clamping (rated connection)

Wire connection cross section AWG, max.	AWG 3/0	Connection direction	on side
Type of connection 2	Screw connection	Type of connection	Screw connection
Number of connections	11	Clamping range, max.	95 mm ²
Clamping range, min.	1.5 mm ²	Wire connection cross section AWG, min.	AWG 16
Wire connection cross-section, finely stranded with wire-end ferrules DIN 46228/4, min.	1.5 mm ²	Wire connection cross-section, finely stranded with wire-end ferrules DIN 46228/1, max.	70 mm ²
Wire connection cross-section, finely stranded with wire-end ferrules DIN 46228/1, min.	1.5 mm ²	Wire connection cross section, finely stranded, max.	0 mm ²
Wire connection cross section, finely stranded, min.	1.5 mm ²	Connection cross-section, stranded, max.	95 mm ²
Connection cross-section, stranded, min.	1.5 mm ²	Wire connection cross-section, solid core, max.	95 mm ²
Wire connection cross-section, solid core, min.	1.5 mm ²		

General

Number of poles	1	Wire connection cross section AWG, max.	AWG 3/0
Wire connection cross section AWG, min.	AWG 16	Standards	IEC 60947-7-1, UL 1059
Mounting rail	Mounting plate, TS 35		

Rating data

Rated cross-section	95 mm ²	Rated voltage	1000 V
Rated AC voltage	1000 V	Rated DC voltage	1500 V
Nominal current	270 A	Current at maximum wires	270 A
Standards	IEC 60947-7-1, UL 1059	Power loss in accordance with IEC 60947-7-x	2.70 W

UL rating data

Certificate No. (cURus) E60693

Important note

Product information The socket complies with flammability class V-2 according to UL94.

Classifications

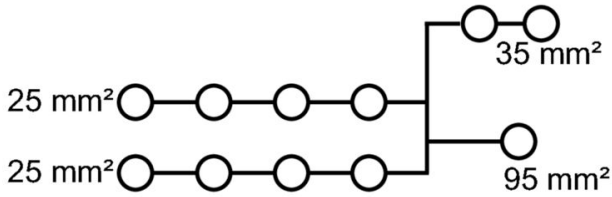
ETIM 8.0	EC000897	ETIM 9.0	EC000897
ETIM 10.0	EC000897	ECLASS 14.0	27-25-01-19
ECLASS 15.0	27-25-01-19		

WPD 107 1X95/2X35+8X25 BK

Weidmüller Interface GmbH & Co. KG
 Klingenbergstraße 26
 D-32758 Detmold
 Germany

Drawings

www.weidmueller.com



Conductor connection data according to IEC 60947-7-1 (Cu)

Input	connection point A			
	Copper	Aluminum*		
50 mm²	CTD30	CTD30	CTD30	CTD30
35 mm²	CTD30	CTD30	CTD30	CTD30
25 mm²	CTD30	CTD30	CTD30	CTD30
18 mm²	CTD30	CTD30	CTD30	CTD30
12 mm²	CTD30	CTD30	CTD30	CTD30
Stripping lengths	14 mm			
Alarm screw	M12			

Output	connection point 1-8		connection point B	
	Copper	Aluminum*	Copper	Aluminum*
35 mm²	CTD30	CTD30	CTD30	CTD30
25 mm²	CTD30	CTD30	CTD30	CTD30
18 mm²	CTD30	CTD30	CTD30	CTD30
12 mm²	CTD30	CTD30	CTD30	CTD30
6 mm²	CTD30	CTD30	CTD30	CTD30
2.5 mm²	CTD30	CTD30	CTD30	CTD30
1.5 mm²	CTD30	CTD30	CTD30	CTD30
Stripping lengths	12 mm		12 mm	
Alarm screw	M6		M6	

* Values according to UL 1059

Legend: CTD30 (Stranded), CTD30 (Solid), CTD30 (Flexible with ferrule), CTD30 (Sector shaped)



Conductor connection data according to UL 1059 (Al-Cu)

Input (line)	connection point A			
	Copper	Aluminum		
AWG 3/0	124 lb. in.	124 lb. in.	200 lb. in.	200 lb. in.
AWG 2/0	124 lb. in.	124 lb. in.	200 lb. in.	200 lb. in.
AWG 1/0	124 lb. in.	124 lb. in.	200 lb. in.	200 lb. in.
AWG 4	124 lb. in.	124 lb. in.	200 lb. in.	200 lb. in.
AWG 6	124 lb. in.	124 lb. in.	200 lb. in.	200 lb. in.
AWG 8	124 lb. in.	124 lb. in.	200 lb. in.	200 lb. in.
AWG 10	124 lb. in.	124 lb. in.	200 lb. in.	200 lb. in.
max. current	200 A	175 A	155 A	150 A
Voltage size B.C (DR)	600 V			

Output (lead)	connection point 1-8		connection point B	
	Copper	Aluminum	Copper	Aluminum
AWG 2	CTD30	CTD30	CTD30	CTD30
AWG 4	CTD30	CTD30	CTD30	CTD30
AWG 6	CTD30	CTD30	CTD30	CTD30
AWG 8	CTD30	CTD30	CTD30	CTD30
AWG 10	CTD30	CTD30	CTD30	CTD30
AWG 12	CTD30	CTD30	CTD30	CTD30
AWG 14	CTD30	CTD30	CTD30	CTD30
AWG 16	CTD30	CTD30	CTD30	CTD30
max. current	85 A	65 A	50 A	50 A
Voltage size B.C (DR)	600 V			

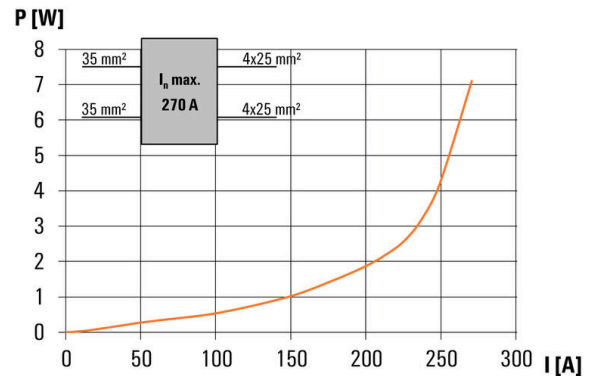
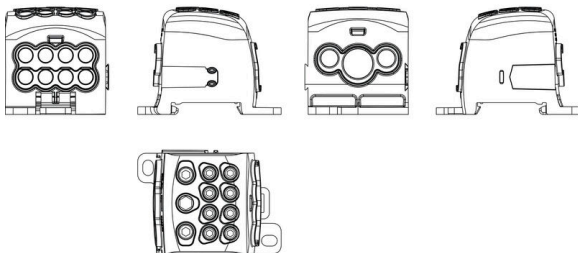
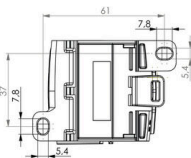
Legend: CTD30 (Stranded), CTD30 (Solid), CTD30 (Flexible with ferrule)

CSA rating data according to CSA 22.2 No. 158

Certificate No. (CSA)	269832		
	Input CP* A	CP* 1-8	Output CP* B
AWG 3/0	14 Nm.	2.5 Nm	6 Nm
AWG 2/0			
AWG 1/0			
AWG 2			
AWG 4			
AWG 6	2.5 Nm	6 Nm	
AWG 8	2.5 Nm	6 Nm	
AWG 10	2.5 Nm	6 Nm	
AWG 12	2.5 Nm	6 Nm	
AWG 14	2.5 Nm	6 Nm	
max. current	200 A	85 A	115 A
Voltage size C (CSA)	600 V		

* CP - connection point

Legend: CTD30 (Stranded), CTD30 (Solid), CTD30 (Flexible with ferrule)



WPD 107 1X95/2X35+8X25 BK

Weidmüller Interface GmbH & Co. KG
Klingenbergstraße 26
D-32758 Detmold
Germany

www.weidmueller.com

Accessories

Socket wrench sets



Allen key made from fully hardened, high-alloy chromium-vanadium- steel, acc. to DIN ISO 2936 L (DIN 911), high-quality refined surface.

General ordering data

Type	SKS 2,0-8,0 MR	Version	
Order No.	9008870000	socket wrenches	
GTIN (EAN)	4032248266623		
Qty.	1 ST		

Crosshead screwdriver Pozidriv



Crosshead screwdriver, Pozidriv, SDK PZ DIN 5262, ISO 8764/2-PZ, output to ISO 8764/1-PZ, ChromTop tip, SoftFinish grip

General ordering data

Type	SDK PZ2	Version	
Order No.	9008540000	Screwdriver, Screwdriver	
GTIN (EAN)	4032248056538		
Qty.	1 ST		