

WPD 305 3X35/6X25+9X16 3XBK

Weidmüller Interface GmbH & Co. KG
Klingenbergstraße 26
D-32758 Detmold
Germany

www.weidmueller.com



Our WPD 1XX distribution blocks are used in all situations where power is supplied and distributed. Their user-friendly design creates a better overview and enables Rapid, efficient implementation of space-saving power distribution.

General ordering data

Version	Potential distributor terminal, Screw connection, black, 35 mm ² , 214 A, 1000 V, Number of connections: 18, Number of levels: 1
Order No.	2725430000
Type	WPD 305 3X35/6X25+9X16 3XBK
GTIN (EAN)	4050118796155
Qty.	1 items

WPD 305 3X35/6X25+9X16 3XBK

Weidmüller Interface GmbH & Co. KG
Klingenbergstraße 26
D-32758 Detmold
Germany

www.weidmueller.com

Technical data

Approvals

Approvals



ROHS Conform

Dimensions and weights

Depth	53.7 mm	Depth (inches)	2.1142 inch
Height	70 mm	Height (inches)	2.7559 inch
Width	106.8 mm	Width (inches)	4.2047 inch
Net weight	433 g		

Temperatures

Storage temperature	-25 °C...55 °C	Ambient temperature	-50 °C...85 °C
Continuous operating temp., min.	-50 °C	Continuous operating temp., max.	130 °C

Environmental Product Compliance

RoHS Compliance Status	Compliant with exemption
RoHS Exemption (if applicable/known)	6c
REACH SVHC	Lead 7439-92-1
SCIP	e1c310ef-6b67-4efa-80a6-d307472f4de9

Material data

Basic material	Wemid	Colour	black
UL 94 flammability rating	V-0		

System specifications

Version	Screw connection	End cover plate required	No
Number of potentials	3	Number of levels	1
Number of clamping points per level	6	Number of potentials per tier	3
Levels cross-connected internally	Yes	Mounting rail	Mounting plate, TS 35
N-function	No	PE function	No
PEN function	No		

Additional technical data

Open sides	closed	Explosion-tested version	Yes
Type of mounting	Snap-on		

Conductors for clamping (additional connection)

Connection type, additional connection Screw connection

Conductors for clamping (rated connection)

Wire connection cross section AWG, max.	AWG 2	Connection direction	on side
Type of connection 2	Screw connection	Type of connection	Screw connection

WPD 305 3X35/6X25+9X16 3XBK

Weidmüller Interface GmbH & Co. KG
 Klingenbergstraße 26
 D-32758 Detmold
 Germany

www.weidmueller.com

Technical data

Number of connections	18	Clamping range, max.	35 mm ²
Clamping range, min.	1.5 mm ²	Wire connection cross section AWG, min.	AWG 16
Wire connection cross-section, finely stranded with wire-end ferrules DIN 46228/4, min.	1.5 mm ²	Wire connection cross-section, finely stranded with wire-end ferrules DIN 46228/1, max.	25 mm ²
Wire connection cross-section, finely stranded with wire-end ferrules DIN 46228/1, min.	1.5 mm ²	Wire connection cross section, finely stranded, max.	0 mm ²
Wire connection cross section, finely stranded, min.	1.5 mm ²	Connection cross-section, stranded, max.	35 mm ²
Connection cross-section, stranded, min.	1.5 mm ²	Wire connection cross-section, solid core, max.	35 mm ²
Wire connection cross-section, solid core, min.	1.5 mm ²		

General

Number of poles	3	Wire connection cross section AWG, max.	AWG 2
Wire connection cross section AWG, min.	AWG 16	Standards	IEC 60947-7-1, UL 1059
Mounting rail	Mounting plate, TS 35		

Rating data

Rated cross-section	35 mm ²	Rated voltage	1000 V
Rated AC voltage	1000 V	Rated DC voltage	1000 V
Nominal current	214 A	Current at maximum wires	214 A
Standards	IEC 60947-7-1, UL 1059	Power loss in accordance with IEC 60947-7-x	3.60 W

Important note

Product information The socket complies with flammability class V-2 according to UL94.

Classifications

ETIM 8.0	EC000897	ETIM 9.0	EC000897
ETIM 10.0	EC000897	ECLASS 14.0	27-25-01-19
ECLASS 15.0	27-25-01-19		

WPD 305 3X35/6X25+9X16 3XBK

Weidmüller Interface GmbH & Co. KG
 Klingenbergstraße 26
 D-32758 Detmold
 Germany

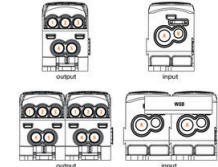
www.weidmueller.com

Drawings



Conductor connection data according to IEC 60947-7-1 (Cu)

Input	connection point A	
	Copper	Aluminum*
35 mm ²	3.5 Nm	11.3 Nm
25 mm ²	3.5 Nm	11.3 Nm
16 mm ²		
10 mm ²		
6 mm ²		
4 mm ²		
2.5 mm ²		
Stripping lengths	19 mm	
Allen screw	M5	

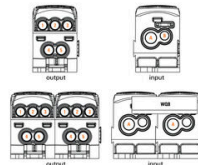


Output	connection point 1/2/3		connection point 4/5		connection point B	
	Copper	Aluminum*	Copper	Aluminum*	Copper	Aluminum*
25 mm ²			2.5 Nm	5.1 Nm	2.5 Nm	5.1 Nm
16 mm ²			2 Nm	5.1 Nm	2.5 Nm	5.1 Nm
10 mm ²						
6 mm ²						
4 mm ²						
2.5 mm ²						
Stripping lengths	12 mm		14 mm		19 mm	
Allen screw	M5		M5		M5	

* Values according to UL 1059
 Stranded Solid Flexible with ferrule Sector shaped

Conductor connection data according to UL 1059 (Al-Cu)

Input (line)	connection point A	
	Copper	Aluminum
AWG 2		100 lb. in.
AWG 4		100 lb. in.
AWG 6	31 lb. in.	
AWG 8	31 lb. in.	
AWG 10		
AWG 12		
max. current	115 A	85 A
Voltage size B-C (UR)	600 V	

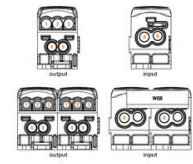


Output (load)	connection point 1/2/3		connection point 4/5		connection point B	
	Copper	Aluminum	Copper	Aluminum	Copper	Aluminum
AWG 4		45.1 lb. in.		45.1 lb. in.		45.1 lb. in.
AWG 6		45.1 lb. in.		45.1 lb. in.		45.1 lb. in.
AWG 8						
AWG 10						
AWG 12	22.1 lb. in.	22.1 lb. in.	22.1 lb. in.	22.1 lb. in.	22.1 lb. in.	22.1 lb. in.
AWG 14						
AWG 16						
max. current	85 A	50 A	85 A	50 A	85 A	50 A
Voltage size B-C (UR)	600 V					

Stranded Solid Flexible with ferrule Sector shaped

CSA Rating data according to CSA 22.2 No. 158

Certificate No. (CSA)	209932			
	Input CP-A	CP-1/2/3	CP-4/5	CP-B
AWG 4				
AWG 6	31 lb. in.			
AWG 8		22.1 lb. in.		
AWG 10		22.1 lb. in.		
AWG 12				
AWG 14				
max. current	115 A	85 A	85 A	85 A
Voltage size C (CSA)	600 V			



Stranded Solid Flexible with ferrule Sector shaped

