

**WPD 105 1X35+1X16/2X25+3X16 BK**

**Weidmüller Interface GmbH & Co. KG**  
Klingenbergstraße 26  
D-32758 Detmold  
Germany

www.weidmueller.com



Our WPD 1XX distribution blocks are used in all situations where power is supplied and distributed. Their user-friendly design creates a better overview and enables Rapid, efficient implementation of space-saving power distribution.

**General ordering data**

Version	Potential distributor terminal, Screw connection, black, 35 mm <sup>2</sup> , 214 A, 1000 V, Number of connections: 5, Number of levels: 1
Order No.	<a href="#">2725410000</a>
Type	WPD 105 1X35+1X16/2X25+3X16 BK
GTIN (EAN)	4050118796179
Qty.	1 items

**WPD 105 1X35+1X16/2X25+3X16 BK**

**Weidmüller Interface GmbH & Co. KG**  
 Klingenbergstraße 26  
 D-32758 Detmold  
 Germany

www.weidmueller.com

**Technical data**
**Approvals**

Approvals



ROHS Conform

**Dimensions and weights**

Depth	53.7 mm	Depth (inches)	2.1142 inch
Height	70 mm	Height (inches)	2.7559 inch
Width	35.6 mm	Width (inches)	1.4016 inch
Net weight	138 g		

**Temperatures**

Storage temperature	-25 °C...55 °C	Ambient temperature	-50 °C...85 °C
Continuous operating temp., min.	-50 °C	Continuous operating temp., max.	130 °C

**Environmental Product Compliance**

RoHS Compliance Status	Compliant with exemption
RoHS Exemption (if applicable/known)	6c
REACH SVHC	Lead 7439-92-1
SCIP	e1c310ef-6b67-4efa-80a6-d307472f4de9

**Material data**

Basic material	Wemid	Colour	black
UL 94 flammability rating	V-0		

**Rating data IECEX/ATEX**

Certificate No. (ATEX)	CNEX16ATEX0005U	Certificate No. (IECEX)	IECEXCNEX16.0005U
Max. voltage (ATEX)	690 V	Current (ATEX)	125 A
Wire cross section max. (ATEX)	35 mm <sup>2</sup>	Max. voltage (IECEX)	690 V
Current (IECEX)	125 A		

**System specifications**

Version	Screw connection	End cover plate required	No
Number of potentials	1	Number of levels	1
Number of clamping points per level	2	Number of potentials per tier	1
Levels cross-connected internally	Yes	Mounting rail	Mounting plate, TS 35
N-function	Yes	PE function	No
PEN function	No		

**Additional technical data**

Open sides	closed	Explosion-tested version	Yes
Type of mounting	Snap-on		

**Conductors for clamping (additional connection)**

Connection type, additional connection Screw connection

## WPD 105 1X35+1X16/2X25+3X16 BK

**Weidmüller Interface GmbH & Co. KG**  
 Klingenbergstraße 26  
 D-32758 Detmold  
 Germany

www.weidmueller.com

## Technical data

### Conductors for clamping (rated connection)

Wire connection cross section AWG, max.	AWG 2	Connection direction	on side
Type of connection 2	Screw connection	Type of connection	Screw connection
Number of connections	5	Clamping range, max.	35 mm <sup>2</sup>
Clamping range, min.	1.5 mm <sup>2</sup>	Wire connection cross section AWG, min.	AWG 16
Wire connection cross-section, finely stranded with wire-end ferrules DIN 46228/4, min.	1.5 mm <sup>2</sup>	Wire connection cross-section, finely stranded with wire-end ferrules DIN 46228/1, max.	25 mm <sup>2</sup>
Wire connection cross-section, finely stranded with wire-end ferrules DIN 46228/1, min.	1.5 mm <sup>2</sup>	Wire connection cross section, finely stranded, max.	0 mm <sup>2</sup>
Wire connection cross section, finely stranded, min.	1.5 mm <sup>2</sup>	Connection cross-section, stranded, max.	35 mm <sup>2</sup>
Connection cross-section, stranded, min.	1.5 mm <sup>2</sup>	Wire connection cross-section, solid core, max.	35 mm <sup>2</sup>
Wire connection cross-section, solid core, min.	1.5 mm <sup>2</sup>		

### General

Number of poles	1	Wire connection cross section AWG, max.	AWG 2
Wire connection cross section AWG, min.	AWG 16	Standards	IEC 60947-7-1, UL 1059
Mounting rail	Mounting plate, TS 35		

### Rating data

Rated cross-section	35 mm <sup>2</sup>	Rated voltage	1000 V
Rated AC voltage	1000 V	Rated DC voltage	1500 V
Nominal current	214 A	Current at maximum wires	214 A
Standards	IEC 60947-7-1, UL 1059	Power loss in accordance with IEC 60947-7-x	3.60 W

### Important note

Product information	The socket complies with flammability class V-2 according to UL94.
---------------------	--

### Classifications

ETIM 8.0	EC000897	ETIM 9.0	EC000897
ETIM 10.0	EC000897	ECLASS 14.0	27-25-01-19
ECLASS 15.0	27-25-01-19		

## WPD 105 1X35+1X16/2X25+3X16 BK

**Weidmüller Interface GmbH & Co. KG**  
 Klingenbergstraße 26  
 D-32758 Detmold  
 Germany

## Drawings

www.weidmueller.com



Conductor connection data according to IEC 60947-7-1 (Cu)

Input	connection point A	
	Copper	Aluminum*
25 mm <sup>2</sup>	3.5 Nm	11.3 Nm
18 mm <sup>2</sup>	3.5 Nm	11.3 Nm
16 mm <sup>2</sup>		
6 mm <sup>2</sup>		
4 mm <sup>2</sup>		
2.5 mm <sup>2</sup>		
Stripping lengths	19 mm	
Allen screw	M5	



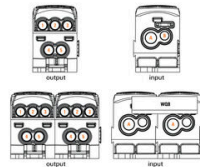
Output	connection point 1/2/3		connection point 4/5		connection point B	
	Copper	Aluminum*	Copper	Aluminum*	Copper	Aluminum*
25 mm <sup>2</sup>						
18 mm <sup>2</sup>						
16 mm <sup>2</sup>						
6 mm <sup>2</sup>	2 Nm	5.1 Nm	2.5 Nm	5.1 Nm	2.5 Nm	5.1 Nm
4 mm <sup>2</sup>	2 Nm	5.1 Nm	2.5 Nm	5.1 Nm	2.5 Nm	5.1 Nm
2.5 mm <sup>2</sup>						
1.5 mm <sup>2</sup>						
Stripping lengths	12 mm		14 mm		19 mm	
Allen screw	M5		M5		M5	

\* Values according to UL 1059

Stranded Solid Flexible with ferrule Sector shaped

Conductor connection data according to UL 1059 (Al-Cu)

Input (line)	connection point A	
	Copper	Aluminum
AWG 2		
AWG 4		100 lb. in.
AWG 6	31 lb. in.	100 lb. in.
AWG 8		
AWG 10		
AWG 12		
max. current	115 A	85 A
Voltage size B.C (UR)	600 V	

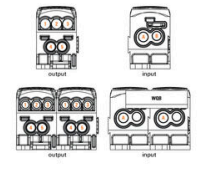


Output (load)	connection point 1/2/3		connection point 4/5		connection point B	
	Copper	Aluminum	Copper	Aluminum	Copper	Aluminum
AWG 4						
AWG 6		45.1 lb. in.		45.1 lb. in.		45.1 lb. in.
AWG 8						
AWG 10	22.1 lb. in.	22.1 lb. in.	22.1 lb. in.	22.1 lb. in.	22.1 lb. in.	22.1 lb. in.
AWG 12						
AWG 14						
AWG 16						
max. current	85 A	50 A	85 A	50 A	85 A	50 A
Voltage size B.C (UR)	600 V					

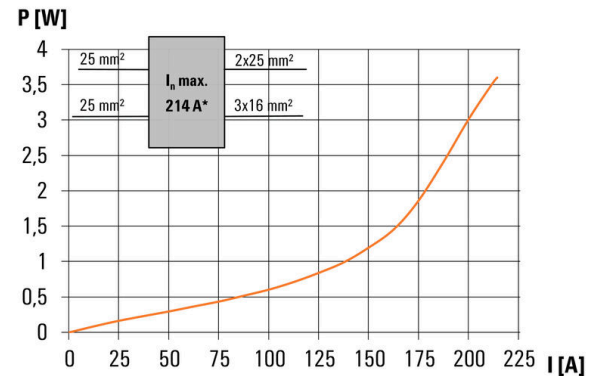
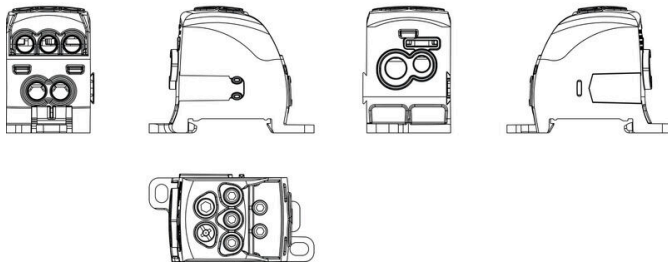
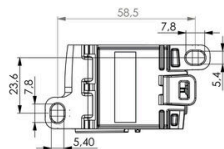
Stranded Solid Flexible with ferrule Sector shaped

CSA Rating data according to CSA 22.2 No. 158

Certificate No. (CSA)	209932			
	Input CP-A	CP-1/2/3	CP-4/5	CP-B
AWG 4				
AWG 6				
AWG 8	31 lb. in.			
AWG 10		22.1 lb. in.		22.1 lb. in.
AWG 12				
AWG 14				
AWG 16				
max. current	115 A	85 A	85 A	85 A
Voltage size C (CSA)	600 V			



Stranded Solid Flexible with ferrule Sector shaped



## WPD 105 1X35+1X16/2X25+3X16 BK

**Weidmüller Interface GmbH & Co. KG**  
 Klingenbergstraße 26  
 D-32758 Detmold  
 Germany

www.weidmueller.com

## Accessories

### Cross-connections



The distribution or multiplication of a potential to adjoining terminal blocks is realized via a cross-connection. Additional wiring effort can be easily avoided. Even if the poles are broken out, contact reliability in the terminal blocks is still ensured. Our portfolio offers pluggable and screwable cross-connection systems for modular terminal blocks.

### General ordering data

Type	WQB WPD X05/2	Version
Order No.	<a href="#">1561960000</a>	Cross-connector (terminal), Plugged, grey, 135 A, Number of poles: 2,
GTIN (EAN)	4050118367140	Pitch in mm (P): 35.60, Insulated: Yes, Width: 52.8 mm
Qty.	20 ST	
Type	WQB WPD X05/3	Version
Order No.	<a href="#">1561970000</a>	Cross-connector (terminal), Plugged, grey, 135 A, Number of poles: 3,
GTIN (EAN)	4050118367133	Pitch in mm (P): 35.60, Insulated: Yes, Width: 88.4 mm
Qty.	20 ST	

### Socket wrench sets

Allen key made from fully hardened, high-alloy chromium-vanadium- steel, acc. to DIN ISO 2936 L (DIN 911), high-quality refined surface.



### General ordering data

Type	SKS 2,0-8,0 MR	Version
Order No.	<a href="#">9008870000</a>	socket wrenches
GTIN (EAN)	4032248266623	
Qty.	1 ST	

### Crosshead screwdriver Pozidriv



Crosshead screwdriver, Pozidriv, SDK PZ DIN 5262, ISO 8764/2-PZ, output to ISO 8764/1-PZ, ChromTop tip, SoftFinish grip

## WPD 105 1X35+1X16/2X25+3X16 BK

**Weidmüller Interface GmbH & Co. KG**  
Klingenbergstraße 26  
D-32758 Detmold  
Germany

[www.weidmueller.com](http://www.weidmueller.com)

## Accessories

### General ordering data

Type	SDK PZ2	Version	
Order No.	<a href="#">9008540000</a>	Screwdriver, Screwdriver	
GTIN (EAN)	4032248056538		
Qty.	1 ST		