

WPD 106 1X70/2X25+3X16 RD**Weidmüller Interface GmbH & Co. KG**Klingenbergstraße 26
D-32758 Detmold
Germany

www.weidmueller.com



Our WPD 1XX distribution blocks are used in all situations where power is supplied and distributed. Their user-friendly design creates a better overview and enables Rapid, efficient implementation of space-saving power distribution.

General ordering data

Version	Potential distributor terminal, Screw connection, red, 70 mm ² , 215 A, 1000 V, Number of connections: 6, Number of levels: 1
Order No.	2725340000
Type	WPD 106 1X70/2X25+3X16 RD
GTIN (EAN)	4050118796544
Qty.	1 items

WPD 106 1X70/2X25+3X16 RD

Weidmüller Interface GmbH & Co. KG
Klingenbergstraße 26
D-32758 Detmold
Germany

www.weidmueller.com

Technical data

Approvals

Approvals



ROHS Conform

UL File Number Search [UL Website](#)

Certificate No. (cURus) E60693

Dimensions and weights

Depth	50.4 mm	Depth (inches)	1.9842 inch
Height	74.5 mm	Height (inches)	2.9331 inch
Width	39.5 mm	Width (inches)	1.5551 inch
Net weight	200 g		

Temperatures

Storage temperature	-25 °C...55 °C	Ambient temperature	-50 °C...85 °C
Continuous operating temp., min.	-50 °C	Continuous operating temp., max.	130 °C

Environmental Product Compliance

RoHS Compliance Status	Compliant with exemption
RoHS Exemption (if applicable/known)	6c
REACH SVHC	Lead 7439-92-1
SCIP	e1c310ef-6b67-4efa-80a6-d307472f4de9

Material data

Basic material	Wemid	Colour	red
UL 94 flammability rating	V-0		

Rating data IECEx/ATEX

Certificate No. (ATEX)	CNEX16ATEX0005U	Certificate No. (IECEX)	IECEXCNEX16.0005U
Max. voltage (ATEX)	880 V	Current (ATEX)	160 A
Wire cross section max. (ATEX)	50 mm ²	Max. voltage (IECEX)	880 V
Current (IECEX)	160 A		

System specifications

Version	Screw connection	End cover plate required	No
Number of potentials	1	Number of levels	1
Number of clamping points per level	2	Number of potentials per tier	1
Levels cross-connected internally	Yes	Mounting rail	Mounting plate, TS 35
N-function	Yes	PE function	No
PEN function	No		

Additional technical data

Open sides	closed	Explosion-tested version	Yes
Type of mounting	Snap-on		

WPD 106 1X70/2X25+3X16 RD

Weidmüller Interface GmbH & Co. KG
Klingenbergstraße 26
D-32758 Detmold
Germany

www.weidmueller.com

Technical data

CSA rating data

Certificate number (cCSAus) 70128467

Conductors for clamping (additional connection)

Connection type, additional connection Screw connection

Conductors for clamping (rated connection)

Wire connection cross section AWG, max.	AWG 2/0	Connection direction	on side
Type of connection 2	Screw connection	Type of connection	Screw connection
Number of connections	6	Clamping range, max.	70 mm ²
Clamping range, min.	1.5 mm ²	Wire connection cross section AWG, min.	AWG 16
Wire connection cross-section, finely stranded with wire-end ferrules DIN 46228/4, min.	1.5 mm ²	Wire connection cross-section, finely stranded with wire-end ferrules DIN 46228/1, max.	50 mm ²
Wire connection cross-section, finely stranded with wire-end ferrules DIN 46228/1, min.	1.5 mm ²	Wire connection cross section, finely stranded, max.	0 mm ²
Wire connection cross section, finely stranded, min.	1.5 mm ²	Connection cross-section, stranded, max.	70 mm ²
Connection cross-section, stranded, min.	1.5 mm ²	Wire connection cross-section, solid core, max.	70 mm ²
Wire connection cross-section, solid core, min.	1.5 mm ²		

General

Number of poles	1	Wire connection cross section AWG, max.	AWG 2/0
Wire connection cross section AWG, min.	AWG 16	Standards	IEC 60947-7-1, UL 1059
Mounting rail	Mounting plate, TS 35		

Rating data

Rated cross-section	70 mm ²	Rated voltage	1000 V
Rated AC voltage	1000 V	Rated DC voltage	1500 V
Nominal current	215 A	Current at maximum wires	215 A
Standards	IEC 60947-7-1, UL 1059		

UL rating data

Certificate No. (cURus) E60693

Important note

Product information The socket complies with flammability class V-2 according to UL94.

Classifications

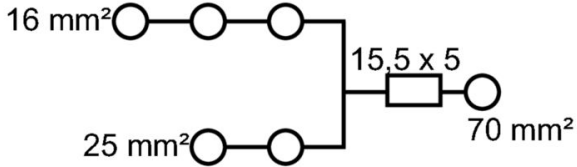
ETIM 8.0	EC000897	ETIM 9.0	EC000897
ETIM 10.0	EC000897	ECLASS 14.0	27-25-01-19
ECLASS 15.0	27-25-01-19		

WPD 106 1X70/2X25+3X16 RD

Weidmüller Interface GmbH & Co. KG
 Klingenbergstraße 26
 D-32758 Detmold
 Germany

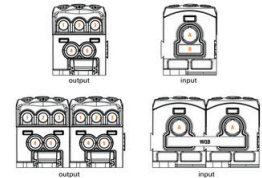
Drawings

www.weidmueller.com



Conductor connection data according to IEC 60947-7-1 (Cu)

Input	connection point A		CP** B	
	Copper	Aluminum*	Copper	Aluminum*
10 mm²	10 Nm	10 Nm	10 Nm	10 Nm
25 mm²	10 Nm	10 Nm	10 Nm	10 Nm
35 mm²	10 Nm	10 Nm	10 Nm	10 Nm
50 mm²	10 Nm	10 Nm	10 Nm	10 Nm
70 mm²	10 Nm	10 Nm	10 Nm	10 Nm
Flat band 15.5x5 mm	19 mm	17 mm	2 Nm	2 Nm
Stripping lengths	MS		MS	
Allen screw	MS		MS	

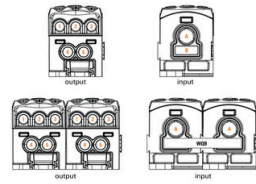


Output	connection point 1/2/3		connection point 4/5	
	Copper	Aluminum*	Copper	Aluminum*
25 mm²	2 Nm	2 Nm	2 Nm	2 Nm
10 mm²	2 Nm	2 Nm	2 Nm	2 Nm
10 mm²	2 Nm	2 Nm	2 Nm	2 Nm
6 mm²	2 Nm	2 Nm	2 Nm	2 Nm
2.5 mm²	2 Nm	2 Nm	2 Nm	2 Nm
Stripping lengths	MS		MS	
Allen screw	MS		MS	

Legend: Stranded, Solid, Flexible with female, Sector shaped, Flat band

Conductor connection data according to UL 1059 (Al+Cu)

Input (line)	connection point A		CP** B	
	Copper	Aluminum	Copper	Aluminum
AWG 2/0	88.5 lb. in.	129.4 lb. in.	100 lb. in.	100 lb. in.
AWG 1/0	88.5 lb. in.	129.4 lb. in.	100 lb. in.	100 lb. in.
AWG 2	88.5 lb. in.	129.4 lb. in.	100 lb. in.	100 lb. in.
AWG 4	88.5 lb. in.	129.4 lb. in.	100 lb. in.	100 lb. in.
AWG 6	88.5 lb. in.	129.4 lb. in.	100 lb. in.	100 lb. in.
AWG 8	88.5 lb. in.	129.4 lb. in.	100 lb. in.	100 lb. in.
AWG 10	88.5 lb. in.	129.4 lb. in.	100 lb. in.	100 lb. in.
Flat band 15.5x5.2 mm	150 A	150 A	135 A	120 A
max. current	150 A	150 A	135 A	120 A
Voltage size B.C (dB)	600 V			

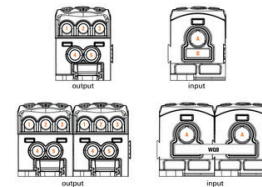


Output (leaf)	connection point 1/2/3		connection point 4/5	
	Copper	Aluminum	Copper	Aluminum
AWG 4	22.8 lb. in.	22.8 lb. in.	22.8 lb. in.	22.8 lb. in.
AWG 6	22.8 lb. in.	22.8 lb. in.	22.8 lb. in.	22.8 lb. in.
AWG 8	22.8 lb. in.	22.8 lb. in.	22.8 lb. in.	22.8 lb. in.
AWG 10	22.8 lb. in.	22.8 lb. in.	22.8 lb. in.	22.8 lb. in.
AWG 12	22.8 lb. in.	22.8 lb. in.	22.8 lb. in.	22.8 lb. in.
AWG 14	22.8 lb. in.	22.8 lb. in.	22.8 lb. in.	22.8 lb. in.
AWG 16	22.8 lb. in.	22.8 lb. in.	22.8 lb. in.	22.8 lb. in.
max. current	65 A	50 A	65 A	50 A
Voltage size B.C (dB)	600 V			

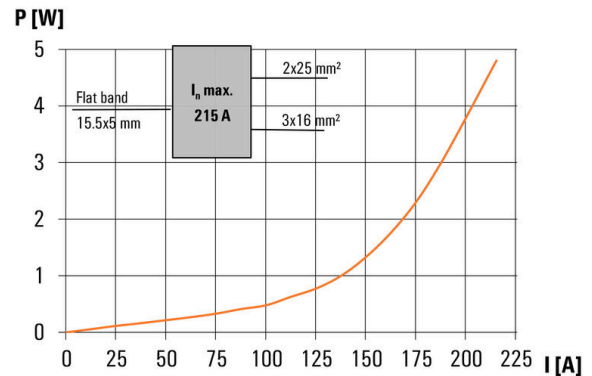
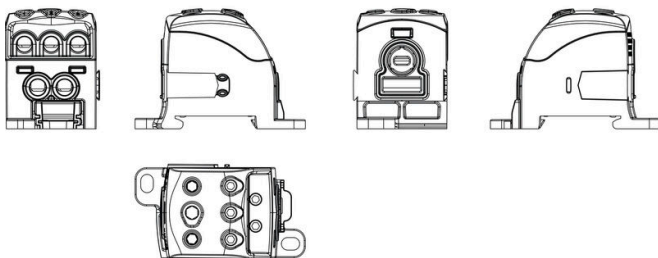
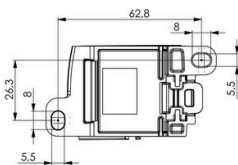
Legend: Stranded, Solid, Flexible with female, Sector shaped, Flat band

CSA rating data according to CSA 22.2 No. 158

Input	Output	
	CP* A	CP* 4/5
AWG 2/0	10 Nm	2 Nm
AWG 1/0	10 Nm	2 Nm
AWG 2	10 Nm	2 Nm
AWG 4	10 Nm	2 Nm
AWG 6	10 Nm	2 Nm
AWG 8	10 Nm	2 Nm
AWG 10	10 Nm	2 Nm
AWG 12	10 Nm	2 Nm
AWG 14	10 Nm	2 Nm
AWG 16	10 Nm	2 Nm
max. current	175 A	65 A
Voltage size C (CSA)	600 V	



Legend: Stranded, Solid, Flexible with female, Sector shaped, Flat band



WPD 106 1X70/2X25+3X16 RD

Weidmüller Interface GmbH & Co. KG
 Klingenbergstraße 26
 D-32758 Detmold
 Germany

www.weidmueller.com

Accessories

Socket wrench sets



Allen key made from fully hardened, high-alloy chromium-vanadium- steel, acc. to DIN ISO 2936 L (DIN 911), high-quality refined surface.

General ordering data

Type	SKS 2,0-8,0 MR	Version	
Order No.	9008870000	socket wrenches	
GTIN (EAN)	4032248266623		
Qty.	1 ST		

Slotted screwdriver



Slotted screwdriver with rounded blade SD DIN 5265, ISO 2380/2, output to DIN 5264, ISO 2380/1. ChromTop tip, SoftFinish grip

General ordering data

Type	SDS 0.6X3.5X100	Version	
Order No.	9008330000	Screwdriver, Screwdriver	
GTIN (EAN)	4032248056286		
Qty.	1 ST		

Cross-connections



The distribution or multiplication of a potential to adjoining terminal blocks is realized via a cross-connection. Additional wiring effort can be easily avoided. Even if the poles are broken out, contact reliability in the terminal blocks is still ensured. Our portfolio offers pluggable and screwable cross-connection systems for modular terminal blocks.

General ordering data

Type	WQB WPD X06/2	Version	
Order No.	1561940000	Cross-connector (terminal), Plugged, grey, 215 A, Number of poles: 2,	
GTIN (EAN)	4050118367126	Pitch in mm (P): 39.50, Insulated: Yes, Width: 7 mm	
Qty.	3 ST		