

## RCH424024FG

Weidmüller Interface GmbH &amp; Co. KG

Klingenbergstraße 26

D-32758 Detmold

Germany

www.weidmuller.com



Proven switching condition monitoring of signals

In safety-related applications, relays with positively-driven contacts have proven themselves many times over. The positively-driven operation ensures a synchronous switching status at both contacts, so that the signal contact maintains the same switching status in the event of an error. Thus, diagnostic coverage of 99% is achieved. Our TERMSERIES relay modules are predestined for secure signal monitoring in a wide range of applications. Their switching function is clearly indicated by an illuminated ejection lever, which also has an integrated marker holder. Compatibility with all accessories from the TERMSERIES allows high flexibility and easy integration into existing systems. TERMSERIES relay modules have the cULus certification required for use in the North American market.

- 2 CO contacts with 6 A, forcibly guided according to EN 61810-3 type B
- Positive guidance ensures a synchronous switching status at both contacts and achieves a diagnostic coverage of 99%
- UL approval for the North American market
- Ejection lever with integrated marker channels

#### General ordering data

Version	TERMSERIES, Relay with positively driven contacts, Number of contacts: 2, CO contacts forcibly guided (EN 61810-3 type B) AgNi, Rated control voltage: 24 V DC, Continuous current: 6 A, Plug-in connection, Test button available: No
Order No.	<a href="#">2723360000</a>
Type	RCH424024FG
GTIN (EAN)	4050118786071
Qty.	20 items

## RCH424024FG

Weidmüller Interface GmbH &amp; Co. KG

Klingenbergstraße 26

D-32758 Detmold

Germany

www.weidmueller.com

## Technical data

## Approvals

Approvals



ROHS	Conform
UL File Number Search	<a href="#">UL Website</a>
Certificate No. (cURus)	E522350

## Dimensions and weights

Depth	25.5 mm	Depth (inches)	1.0039 inch
Height	29 mm	Height (inches)	1.1417 inch
Width	12.6 mm	Width (inches)	0.4961 inch
Net weight	19.5 g		

## Temperatures

Storage temperature	-25 °C...70 °C	Ambient temperature	-25 °C...70 °C
Operating temperature		Humidity	5...85 %, no condensation

## Environmental Product Compliance

RoHS Compliance Status	Compliant without exemption
REACH SVHC	No SVHC above 0.1 wt%

## Rated data UL

Certificate No. (cURus)	E522350
-------------------------	---------

## Control side

Rated control voltage	24 V DC	Rated current DC	29.2 mA
Power rating	585 mVA, 565 mW	Coil resistance	823 Ω ± 10 %
Status indicator	No		

## Load side

Rated switching voltage	250 V AC	Continuous current	6 A
Max. switching frequency at rated load	0.1 Hz	Max. switching voltage, AC	250 V
Max. switching voltage, DC	250 V	AC switching capacity (resistive), max.	1500 VA
DC switching capacity (resistive), max.	144 W @ 24 V	Switch-on delay	≤ 30 ms
Switch-off delay	<20 ms	Contact type	2 CO contacts forcibily guided (EN 61810-3 type B) (AgNi)
Mechanical service life	10 x 10 <sup>6</sup> switching cycles	Min. switching power	10 mA @ 5 V

## General data

Mounting rail	TS 35	Test button available	No
Mechanical switch position indicator	No	Colour	Transparent

## Insulation coordination

Rated voltage	300 V	Pollution severity	2
Surge voltage category	III	Clearance and creepage distances for control side - load side	≥ 8 mm

## RCH424024FG

**Weidmüller Interface GmbH & Co. KG**  
 Klingenbergstraße 26  
 D-32758 Detmold  
 Germany

[www.weidmueller.com](http://www.weidmueller.com)

## Technical data

Dielectric strength for control side - load side	4 kVeff / 1 Min.	Type of isolation at input and output	reinforced insulation
Dielectric strength of neighbouring contacts	3 KVeff / 1 Min.	Type of isolation at neighbouring contacts	reinforced insulation
Dielectric strength of open contact	1.5 kVeff / 1 min.	Protection degree	IP20
Impulse withstand voltage at neighbouring contacts	6 kV (1.2/50 µs)		

### Further details of approvals / standards

Standards	EN 61810-3	Certificate No. (cURus)	E522350
-----------	------------	-------------------------	---------

### Connection data

Wire connection method	Plug-in connection
------------------------	--------------------

### Classifications

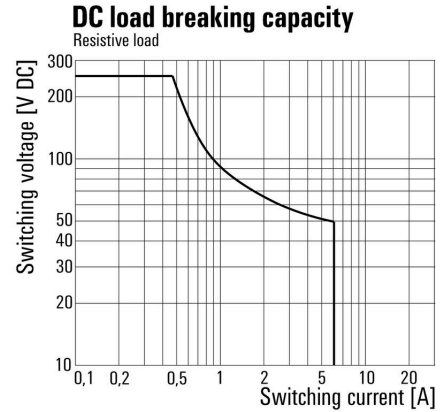
ETIM 8.0	EC001437	ETIM 9.0	EC001437
ETIM 10.0	EC001437	ECLASS 14.0	27-37-16-01
ECLASS 15.0	27-37-16-01		

Drawings

Wiring diagram

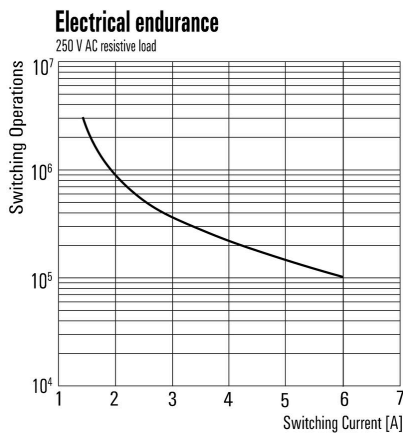


Graph



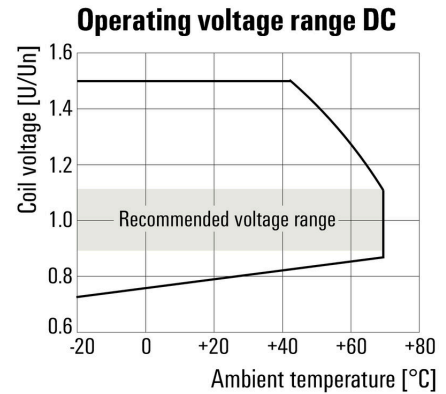
DC load limit curve Resistive load

Graph



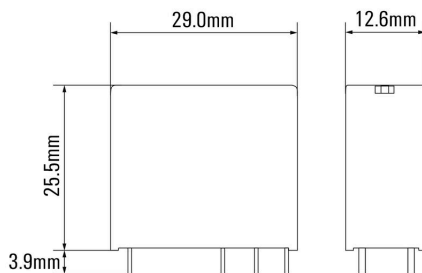
Electrical service life 230 V AC resistive load

Graph

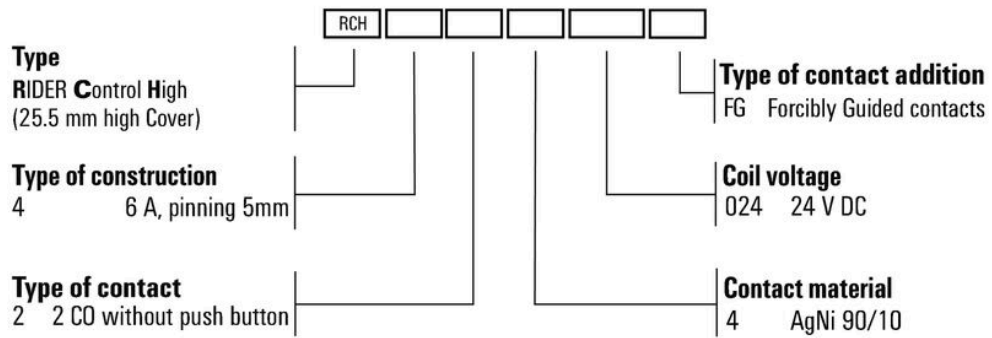


DC operational voltage range

Dimensional drawing



Miscellaneous



Type codes