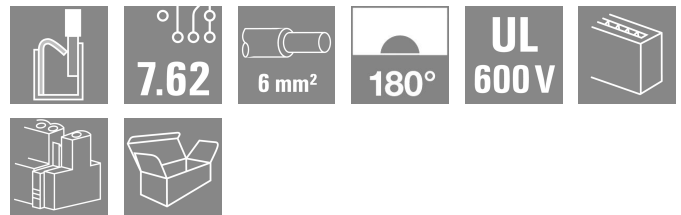



BVDF 7.62HP/05/180MSF4 SN BK BX**Weidmüller Interface GmbH & Co. KG**

Klingenbergstraße 26

D-32758 Detmold

Germany

www.weidmueller.com**Product image**

Bus connector with two connections per pole with the time-saving 6mm² PUSH IN connection system.

- The extremely short cross-connection allows you to safely loop through bus currents.
- PUSH IN connection: Solid wires and stranded wires with ferrules need only to be inserted and they are ready.
- The self-locking middle flange reduces the space requirements by one pitch width in comparison with conventional solutions.

General ordering data

Version	PCB plug-in connector, female plug, 7.62 mm, Number of poles: 5, 180°, PUSH IN with actuator, Tension-clamp connection, Clamping range, max. : 10 mm ² , Box
Order No.	2720590000
Type	BVDF 7.62HP/05/180MSF4 SN BK BX
GTIN (EAN)	4050118816020
Qty.	18 items
Product data	IEC: 600 V / 46 A / 0.5 - 10 mm ² UL: 600 V / 35 A / AWG 24 - AWG 8
Packaging	Box

BVDF 7.62HP/05/180MSF4 SN BK BX

Weidmüller Interface GmbH & Co. KG
 Klingenbergstraße 26
 D-32758 Detmold
 Germany

www.weidmueller.com

Technical data

Approvals

Approvals



ROHS Conform

UL File Number Search [UL Website](#)

Certificate No. (cURus) E60693

Dimensions and weights

Depth	47.7 mm	Depth (inches)	1.8779 inch
Height	35.05 mm	Height (inches)	1.3799 inch
Width	46.72 mm	Width (inches)	1.8394 inch
Net weight	56.44 g		

Environmental Product Compliance

RoHS Compliance Status Compliant without exemption

REACH SVHC No SVHC above 0.1 wt%

System Parameters

Product family	OMNIMATE Power - series BV/SV 7.62HP		
Type of connection	Field connection		
Wire connection method	PUSH IN with actuator, Tension-clamp connection		
Pitch in mm (P)	7.62 mm		
Pitch in inches (P)	0.300 "		
Conductor outlet direction	180°		
Number of poles	5		
L1 in mm	30.48 mm		
L1 in inches	1.200 "		
Number of rows	2		
Pin series quantity	1		
Touch-safe protection acc. to DIN VDE 57 106	Safe from finger touch		
Touch-safe protection acc. to DIN VDE 0470	IP 20		
Protection degree	IP20		
Volume resistance	4.50 mΩ		
Can be coded	Yes		
Stripping length	12 mm		
Stripping length tolerance	min.		-
	max.		1
Tightening torque for screw flange, min.	0.3 Nm		
Tightening torque for screw flange, max.	0.5 Nm		
Screwdriver blade	0.6 x 3.5		
Plugging cycles	25		
Plugging force/pole, max.	12 N		
Pulling force/pole, max.	12 N		

Material data

Insulating material	PA GF	Colour	black
Colour chart (similar)	RAL 9011	Insulating material group	I
Comparative Tracking Index (CTI)	≥ 600	Moisture Level (MSL)	
UL 94 flammability rating	V-0	Contact material	Cu-alloy

BVDF 7.62HP/05/180MSF4 SN BK BX

Weidmüller Interface GmbH & Co. KG
Klingenbergstraße 26
D-32758 Detmold
Germany

www.weidmueller.com

Technical data

Contact surface	tinned	Layer structure of solder connection	1...3 µm Ni / 4...10 µm Sn
Storage temperature, min.	-40 °C	Storage temperature, max.	70 °C
Operating temperature, min.	-50 °C	Operating temperature, max.	120 °C

Conductors suitable for connection

Clamping range, min.	0.5 mm ²
Clamping range, max.	10 mm ²
Wire connection cross section AWG, min.	AWG 24
Wire connection cross section AWG, max.	AWG 8
Solid, min. H05(07) V-U	0.5 mm ²
Solid, max. H05(07) V-U	10 mm ²
Stranded, min. H07V-R	1.5 mm ²
Stranded, max. H07V-R	6 mm ²
Flexible, min. H05(07) V-K	0.5 mm ²
Flexible, max. H05(07) V-K	10 mm ²
w. plastic collar ferrule, DIN 46228 pt 4, 0.5 mm ² min.	
w. wire end ferrule, DIN 46228 pt 1, min.	0.5 mm ²
w. wire end ferrule, DIN 46228 pt 1, max.	6 mm ²

Clampable conductor	Cross-section for conductor connection	nominal	0.5 mm ²
	wire end ferrule	Stripping length	nominal 14 mm
		Recommended wire-end ferrule	H0.5/12 OR
	Cross-section for conductor connection	nominal	0.75 mm ²
	wire end ferrule	Stripping length	nominal 14 mm
		Recommended wire-end ferrule	H0.75/18 W
	Cross-section for conductor connection	nominal	1 mm ²
	wire end ferrule	Stripping length	nominal 15 mm
		Recommended wire-end ferrule	H1.0/18 GE
	Cross-section for conductor connection	nominal	1.5 mm ²
	wire end ferrule	Stripping length	nominal 12 mm
		Recommended wire-end ferrule	H1.5/12
		Stripping length	nominal 15 mm
		Recommended wire-end ferrule	H1.5/18D SW
	Cross-section for conductor connection	nominal	2.5 mm ²
	wire end ferrule	Stripping length	nominal 12 mm
		Recommended wire-end ferrule	H2.5/12
		Stripping length	nominal 14 mm
		Recommended wire-end ferrule	H2.5/19D BL
	Cross-section for conductor connection	nominal	4 mm ²
	wire end ferrule	Stripping length	nominal 12 mm
		Recommended wire-end ferrule	H4.0/12
		Stripping length	nominal 14 mm
		Recommended wire-end ferrule	H4.0/20D GR
	Cross-section for conductor connection	nominal	6 mm ²
	wire end ferrule	Stripping length	nominal 12 mm

BVDF 7.62HP/05/180MSF4 SN BK BX

Weidmüller Interface GmbH & Co. KG
Klingenbergstraße 26
D-32758 Detmold
Germany

www.weidmueller.com

Technical data

		Recommended wire-end ferrule	H6,0/12
		Stripping length	nominal 14 mm
		Recommended wire-end ferrule	H6,0/20 SW
		Cross-section for conductor connection	nominal 10 mm ²
Reference text	The outside diameter of the plastic collar should not be larger than the pitch (P), Length of ferrules is to be chosen depending on the product and the rated voltage.		

Rated data acc. to IEC

tested acc. to standard	IEC 60664-1, IEC 61984	Rated current, min. number of poles (Tu=20°C)	46 A
Rated current, max. number of poles (Tu=20°C)	41 A	Rated current, min. number of poles (Tu=40°C)	38 A
Rated current, max. number of poles (Tu=40°C)	37.5 A	Rated voltage for surge voltage class / pollution degree II/2	600 V
Rated voltage for surge voltage class / pollution degree III/2	600 V	Rated voltage for surge voltage class / pollution degree III/3	600 V
Rated impulse voltage for surge voltage class/ pollution degree II/2	4 kV	Rated impulse voltage for surge voltage class/ pollution degree III/2	6 kV
Rated impulse voltage for surge voltage class/ contamination degree III/3	6 kV	Short-time withstand current resistance	3 x 1s with 400 A
Creepage distance, min.	11.03 mm	Clearance, min.	10.36 mm

Rated data acc. to UL 1059

Institute (cURus)	CURUS	Certificate No. (cURus)	E60693
Rated voltage (Use group B / UL 1059)	600 V	Rated voltage (Use group C / UL 1059)	600 V
Rated voltage (Use group D / UL 1059)	600 V	Rated current (Use group B / UL 1059)	35 A
Rated current (Use group C / UL 1059)	35 A	Rated current (Use group D / UL 1059)	35 A
Wire cross-section, AWG, min.	AWG 24	Wire cross-section, AWG, max.	AWG 8
Reference to approval values	Specifications are maximum values, details - see approval certificate.		

Packing

Packaging	Box	VPE length	356.00 mm
VPE width	136.00 mm	VPE height	61.00 mm

Type tests

Test: Durability of markings	Standard	IEC 61984 section 7.3.2 / 10.08 Taking pattern from IEC 60068-2-70 / 12.95	
	Test	mark of origin, type identification, pitch, durability	
	Evaluation	available	
Test: Clampable cross section	Standard	DIN EN 60999-1 section 7 and 9.1 / 12.00, DIN EN 60947-1 section 8.2.4.5.1 / 04.08	
	Conductor type	Type of conductor and conductor cross-section	H05V-U0.5
		Type of conductor and conductor cross-section	H05V-K0.5
		Type of conductor and conductor cross-section	H07V-K6

BVDF 7.62HP/05/180MSF4 SN BK BX

Weidmüller Interface GmbH & Co. KG

Klingenbergstraße 26

D-32758 Detmold

Germany

www.weidmueller.com

Technical data

Test for damage to and accidental loosening of conductors	Type of conductor and conductor cross-section		H07V-K10
	Type of conductor and conductor cross-section		AWG 24/1
	Type of conductor and conductor cross-section		AWG 24/19
	Type of conductor and conductor cross-section		AWG 8/19
	Evaluation	passed	
	Standard	IEC 60999-1 section 9.4 / 11.99	
	Requirement	0.2 kg	
	Conductor type	Type of conductor and conductor cross-section	AWG 24/1
		Type of conductor and conductor cross-section	AWG 24/19
	Evaluation	passed	
	Requirement	0.3 kg	
	Conductor type	Type of conductor and conductor cross-section	H05V-U0.5
		Type of conductor and conductor cross-section	H05V-K0.5
Pull-out test	Evaluation	passed	
	Requirement	1.4 kg	
	Conductor type	Type of conductor and conductor cross-section	H07V-K6
		Type of conductor and conductor cross-section	H07V-U10
	Evaluation	passed	
	Requirement	2.0 kg	
	Conductor type	Type of conductor and conductor cross-section	AWG 8/19
		Type of conductor and conductor cross-section	AWG 24/1
	Evaluation	passed	
	Requirement	≥10 N	
	Conductor type	Type of conductor and conductor cross-section	H05V-U0.5
		Type of conductor and conductor cross-section	H05V-K0.5
	Evaluation	passed	
	Requirement	≥80 N	

BVDF 7.62HP/05/180MSF4 SN BK BX**Weidmüller Interface GmbH & Co. KG**

Klingenbergstraße 26

D-32758 Detmold

Germany

www.weidmueller.com

Technical data

Conductor type	Type of conductor and conductor cross-section	H07V-K6
Evaluation	passed	
Requirement	≥ 90N	
Conductor type	Type of conductor and conductor cross-section	H07V-K10
	Type of conductor and conductor cross-section	AWG 8/19
Evaluation	passed	

Important note

IPC conformity

Conformity: The products are developed, manufactured and delivered according international recognized standards and norms and comply with the assured properties in the data sheet resp. fulfill decorative properties in accordance with IPC-A-610 "Class 2". Further claims on the products can be evaluated on request.

Notes


- Additional variants on request
- Wire end ferrule with plastic collar to DIN 46228/4
- Wire end ferrule without plastic collar to DIN 46228/1
- P on drawing = pitch
- Rated data refer only to the component itself. Clearance and creepage distances to other components are to be designed in accordance with the relevant application standards.
- In accordance with IEC 61984, OMNIMATE-connectors are connectors without breaking capacity (COC). During designated use, connectors are not allowed to be engaged or disengaged when live or under load
- Long term storage of the product with average temperature of 50 °C and maximum humidity 70%, 36 months

Classifications

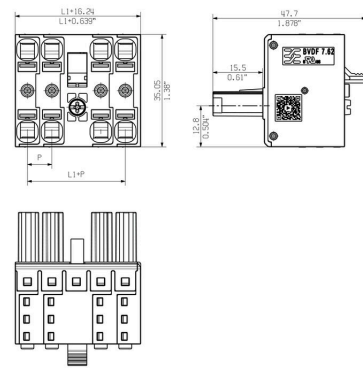
ETIM 8.0	EC002638	ETIM 9.0	EC002638
ETIM 10.0	EC002638	ECLASS 14.0	27-46-02-02
ECLASS 15.0	27-46-02-02		

Drawings

Product image

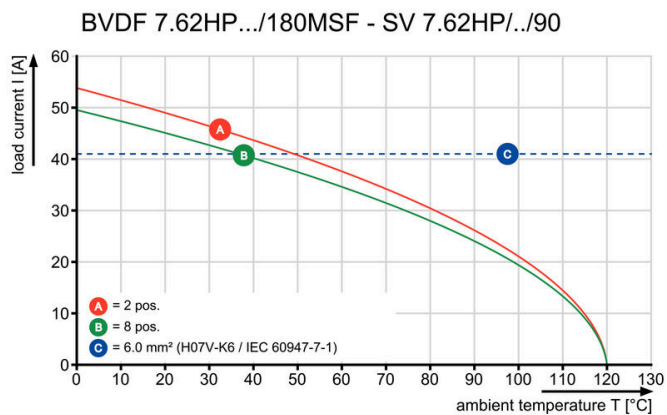


Dimensional drawing




Similar to illustration

Derating curve




Product benefits



Product benefits



Product benefits




BVDF 7.62HP/05/180MSF4 SN BK BX

Weidmüller Interface GmbH & Co. KG
 Klingenbergstraße 26
 D-32758 Detmold
 Germany

www.weidmueller.com

Counterpart

SV 7.62HP 90MSF SN




Single-row, high-current and high-performance male headers for side-by-side mounting without sacrificing any poles or with flange for fast fixing without tools. Maximum connection and operating reliability thanks to a mating profile that prevents incorrect connection, unique coding diversity and additional fastening in the flange.

General ordering data

Type	SV 7.62HP/05/90MSF4 3.5...	Version
Order No.	1048710000	PCB plug-in connector, male header, closed side, Middle screw flange,
GTIN (EAN)	4032248786329	THT solder connection, 7.62 mm, Number of poles: 5, 90°, Solder pin
Qty.	36 ST	length (l): 3.5 mm, tinned, black, Box

SVF 7.62HP/180MSF




180° inverted inverse voltage-safe male header with PUSH IN connection technology for field wiring. With automatically locking middle flange for field wiring in 6 mm² with 7.62 pitch. Also ideal as a touch-safe solution for inverse voltages. Meets the requirements of UL 1059 600 V class C and IEC 61800-5-1. On request, also available without middle flange.

General ordering data

Type	SVF 7.62HP/05/180MSF3 S...	Version
Order No.	1061150000	PCB plug-in connector, male plug, 7.62 mm, Number of poles:
GTIN (EAN)	4032248810611	5, 180°, PUSH IN without actuator, Tension-clamp connection,
Qty.	30 ST	Clamping range, max.: 10 mm ² , Box

SV-SMT 7.62IT 90MSF SN BX



OMNIMATE Power for IT networks – scalable to 50 kVA
 Tailor-made solutions for special requirements
 More standard-compliance means fewer compromises: OMNIMATE Power for IT networks has integrated features incorporated as standard across the range. This makes the design-in and approvals process simpler and makes them safer and more reliable in operation. Results for the application and advantages for the user: unlimited use in 400-V IT systems and touch safety according to IEC 61800-5-1 (+ 5.5 mm). The self-snapping one-handed safety flange enables intuitive and safe usage. Operational reliability is guaranteed by the automatic interlock feature during the plug-in process. In conclusion: You need no additional device covering. The application-oriented design means that no compromises are necessary during the approval process.

BVDF 7.62HP/05/180MSF4 SN BK BX

Weidmüller Interface GmbH & Co. KG
Klingenbergstraße 26
D-32758 Detmold
Germany

www.weidmueller.com

Counterpart**General ordering data**

Type	SV-SMT 7.62IT/05/90MSF3...	Version
Order No.	2499870000	PCB plug-in connector, male header, Middle screw flange, THT/THR
GTIN (EAN)	4050118513295	solder connection, 7.62 mm, Number of poles: 5, 90°, Solder pin
Qty.	36 ST	length (l): 2.6 mm, tinned, black, Box
Type	SV-SMT 7.62IT/05/90MSF3...	Version
Order No.	2498750000	PCB plug-in connector, male header, Middle screw flange, THT/THR
GTIN (EAN)	4050118511956	solder connection, 7.62 mm, Number of poles: 5, 90°, Solder pin
Qty.	50 ST	length (l): 3.5 mm, tinned, black, Box