

RJ45C5 T1B 2.7N1N TY

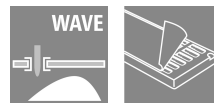
Weidmüller Interface GmbH & Co. KG

Klingenbergstraße 26

D-32758 Detmold

Germany

www.weidmueller.com



The product range encompasses the following designs:

- 90°, lying (horizontal) and 180°, standing (vertical)
- latch up / latch down
- THT, THR or SMD soldering processes
- Wide range of different design types, also with integrated LEDs and shield contact tabs
- Performance category Cat. 3 to Cat. 6
- Packed either in a tray (TY) or on a roll (tape-on-reel, RL)
- Compatible with modular RJ45 connector according to ANSI / TIA-1096-A and IEC 60603
- Dielectric strength ≥ 1500 V AC RMS (2250 V AC peak value) according to IEEE 802.3
- Dielectric strength ≥ 1500 V AC (peak value) or ≥ 1500 V DC according to IEC 60603

Properties and advantages:

- Extended temperature range of -40°C to $+85^{\circ}\text{C}$ for maximum performance
- Reinforced gold layer ($30\mu\text{m}$) for improved corrosion protection
- At least 0.3mm stand-off ensures a perfect soldering result

General ordering data

Version	OMNIMATE Data - RJ45 modular jack, PCB plug-in connector, Cat. 5, THT solder connection, none, No. Plugging cycles: 750, Number of poles: 8, PBT, Tray (manual assembly)
Order No.	2715550000
Type	RJ45C5 T1B 2.7N1N TY
GTIN (EAN)	4050118795936
Qty.	70 items
Packaging	Tray (manual assembly)

RJ45C5 T1B 2.7N1N TY

Weidmüller Interface GmbH & Co. KG
Klingenbergstraße 26
D-32758 Detmold
Germany

www.weidmueller.com

Technical data

Approvals

Approvals	CURUS
ROHS	Conform
UL File Number Search	UL Website
Certificate No. (cURus)	E471884

Dimensions and weights

Depth	17.7 mm	Depth (inches)	0.6968 inch
Height	12.48 mm	Height (inches)	0.4913 inch
Width	16.1 mm	Width (inches)	0.6339 inch
Net weight	4.06 g		

Environmental Product Compliance

RoHS Compliance Status	Compliant without exemption
REACH SVHC	No SVHC above 0.1 wt%

System specifications

Number of poles	8	LED	No
Solder pin length (l)	2.7 mm	Mounting onto the PCB	THT solder connection
Pitch in inches (P)	0.050 "	Shielding material	Brass
Shielding	Yes	Side termination, characteristic	Solder flange
Solder eyelet hole diameter tolerance (D)	± 0.1 mm	Number of solder pins per pole	1
Type of connection	Solder connection	Category	Cat. 5
Product family	OMNIMATE Data - RJ45 modular jack	Pitch in mm (P)	1.27 mm
Protection degree	IP20	Plugging cycles	750
Shield surface	nickel-plated	Shield tabs	none
Performance-Category	Cat. 5	Soldering process	Manual soldering, Wave soldering

Electrical properties

Dielectric strength, contact / shield	1500 V DC	Dielectric strength, contact / contact	1000 V DC
Volume resistance	<25 mΩ	Insulation resistance	≥ 500 MΩ
Nominal voltage	125 V	Rated current	1.5 A
PoE / PoE+	conforming to IEEE 802.3at		

Material data

Insulating material	PBT	Colour	black
Colour chart (similar)	RAL 9011	Insulating material group	II
Comparative Tracking Index (CTI)	≥ 500	Insulation resistance	≥ 500 MΩ
Moisture Level (MSL)		UL 94 flammability rating	V-0
Contact base material	Phosphorus bronze	Contact material	Cu-alloy
Storage temperature, min.	-40 °C	Storage temperature, max.	85 °C
Operating temperature, min.	-40 °C	Operating temperature, max.	85 °C

Packing

Packaging	Tray (manual assembly)	VPE length	282.00 mm
VPE width	145.00 mm	VPE height	22.00 mm

RJ45C5 T1B 2.7N1N TY

Weidmüller Interface GmbH & Co. KG
Klingenbergstraße 26
D-32758 Detmold
Germany

www.weidmueller.com

Technical data

Important note

Notes

Classifications

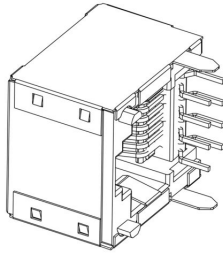
ETIM 8.0	EC002637	ETIM 9.0	EC002637
ETIM 10.0	EC002637	ECLASS 14.0	27-46-02-01
ECLASS 15.0	27-46-02-01		

RJ45C5 T1B 2.7N1N TY

Weidmüller Interface GmbH & Co. KG
Klingenbergstraße 26
D-32758 Detmold
Germany

Drawings

www.weidmueller.com

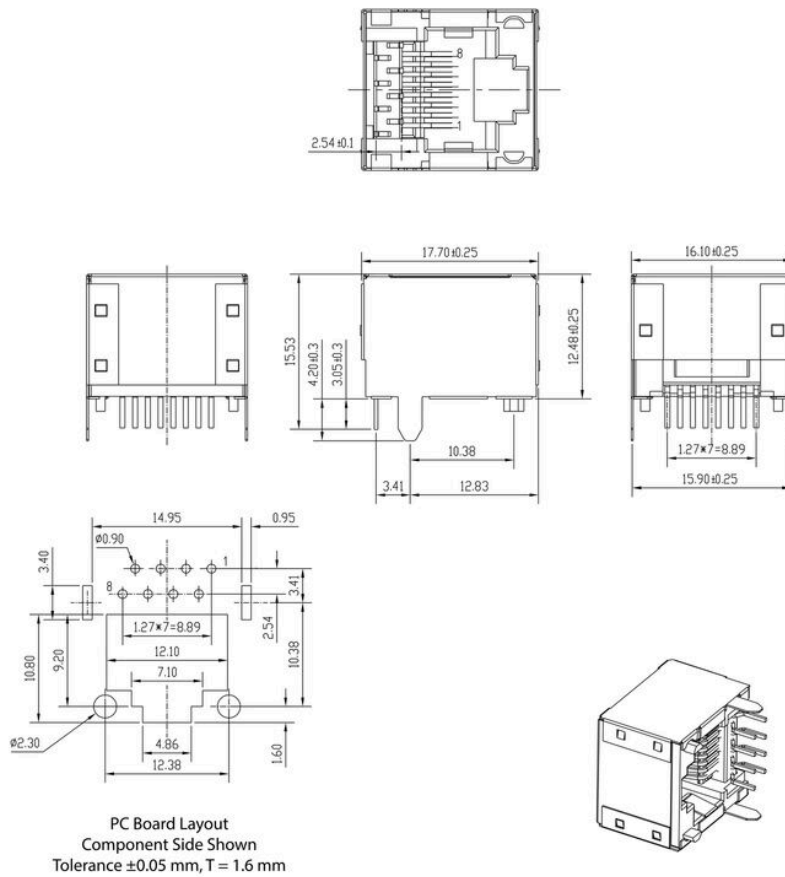


RJ45C5 T1B 2.7N1N TY

Weidmüller Interface GmbH & Co. KG
 Klingenbergstraße 26
 D-32758 Detmold
 Germany

Drawings

www.weidmueller.com



RJ45C5 T1B 2.7N1N TY

Weidmüller Interface GmbH & Co. KG
 Klingenbergstraße 26
 D-32758 Detmold
 Germany

Drawings

www.weidmueller.com

Code	Value	Description								
RJ45	G1	R	1	U	3.2	E	4	GY/GY	TY	RJ45G1 R1U 3.2E4GY/GY TY
Packaging	TY	Tray in box (manual assembly)								
	RL	Tape on Reel (automated assembly)								
LED	Y/G	Yellow/Green								
	G/Y	Green/Yellow (standard)								
	GY/GY	Green-Yellow/Green-Yellow								
	O/G	Orange/Green								
	R/O	Red/Orange								
 (further combinations possible)								
	N	without LED								
Contact surface thickness	4	1 = 3µ", 2 = 6µ", 3 = 15µ", 4 = 30µ", 5 = 50µ"								
EMI tabs (ground fingers)	E	E = with EMI tabs								
	N	N = without EMI tabs								
Solder Pin length	3.2	3.2 mm								
	1.6	1.6 mm								
	D	SMD								
Direction, latch style	U	Horizontal (90°, side entry), latch up								
	D	Horizontal (90°, side entry), latch down								
	V	Vertical (180°, top entry)								
	Y	Diagonal (45°), latch up								
Number of Ports	1	1 Port								
	12; 14; ...	multi ports side by side, Multiport								
	21; 41; ...	multi ports about each other, Multilevel								
Assembly on PCB	R	Through Hole Reflow - THR								
	S	Soldering process: Wave or Reflow soldering								
	T	Surface Mount Technology - SMT								
	T	Soldering process: Reflow soldering								
	T	Through Hole Technology - THT								
	T	Soldering process: Wave								
Performance Category	C5	Category 5								
	C6	Category 6								
	C6A	Category 6A								
	C6e	Category 6e								
	M	10/100 Mbit								
	G1	10/100/1000 Mbit								
	G10	10 Gbit								
	U	Unshielded								
	MP	10/100 Mbit with POE								
	MP+	10/100 Mbit with POE+								

Legend