


## D-SUB F6.3 T15VB 3.2B4 TY BK

**Weidmüller Interface GmbH & Co. KG**  
 Klingenbergstraße 26  
 D-32758 Detmold  
 Germany

www.weidmueller.com



The product range encompasses the following designs:

- 90°, lying (horizontal) and 180°, standing (vertical)
- Flange design as drilled hole, UNC 4-40 threaded nut and UNC 4-40 threaded bolt
- Stamped contacts (Rated current: 3 A)
- THT soldering process
- Wide range of different design types, also with snap-on clip
- Packed in tray (TY)
- Extended temperature range of -55 °C to +85 °C for maximum performance
- Design in accordance with IEC 60807-3 (IEC 807-3) and DIN 41652

### General ordering data

Version	OMNIMATE Data - D-SUB connector, female header, Thread-bolt UNC 4-40, THT solder connection, Pitch in mm (P): 2.77 mm, Number of poles: 15, $\geq 50 \mu\text{m}$ Ni / $100 \mu\text{m}$ Sn, 500, PBT GF, black, Tray
Order No.	<a href="#">2707210000</a>
Type	D-SUB F6.3 T15VB 3.2B4 TY BK
GTIN (EAN)	4050118810042
Qty.	70 items
Packaging	Tray
Delivery status	Discontinued
Available until	2024-08-31T00:00:00+02:00

Creation date 25.02.2026 06:09:51 MEZ

Catalogue status / Drawings

**D-SUB F6.3 T15VB 3.2B4 TY BK**

**Weidmüller Interface GmbH & Co. KG**  
 Klingenbergstraße 26  
 D-32758 Detmold  
 Germany

www.weidmueller.com

**Technical data****Approvals**

Approvals



ROHS	Conform
UL File Number Search	<a href="#">UL Website</a>
Certificate No. (UR)	E92202

**Dimensions and weights**

Depth	12.55 mm	Depth (inches)	0.4941 inch
Height	12.66 mm	Height (inches)	0.4984 inch
Width	39.2 mm	Width (inches)	1.5433 inch
Net weight	12.57 g		

**Environmental Product Compliance**

RoHS Compliance Status	Compliant without exemption
REACH SVHC	No SVHC above 0.1 wt%

**System specifications**

Number of poles	15	Solder pin length (l)	3.5 mm
Mounting onto the PCB	THT solder connection	Pitch in inches (P)	0.109 "
Shielding material	Steel	Shielding	360°; shield contact
Side termination, characteristic	Thread-bolt UNC 4-40	Type of connection	Solder connection
Product family	OMNIMATE Data - D-SUB connector	Pitch in mm (P)	2.77 mm
Protection degree	IP10	Plugging cycles	500
Outgoing elbow	180°	Shield surface	tinned
Soldering process	Manual soldering, Wave soldering	Solder pin dimensions	Octagonal
Tolerance of solder pin position	± 0.1 mm		

**Electrical properties**

Dielectric strength, contact / contact	1000 V AC	Insulation resistance	≥ 1000 MΩ
Nominal voltage	250 V	Rated current	3 A

**Material data**

Insulating material	PBT GF	Colour	black
Colour chart (similar)	RAL 9011	Insulation resistance	≥ 1000 MΩ
Moisture Level (MSL)		UL 94 flammability rating	V-0
Contact base material	Cu-alloy	Contact material	Copper alloy
Contact surface	Gold over nickel	Layer structure of solder connection	≥ 50 μ" Ni / 100 μ" Sn
Layer structure of plug contact	≥ 50 μ" Ni / 30 μ" Au	Operating temperature, min.	-55 °C
Operating temperature, max.	105 °C		

**Packing**

Packaging	Tray	VPE length	305.00 mm
VPE width	202.00 mm	VPE height	25.00 mm

## D-SUB F6.3 T15VB 3.2B4 TY BK

**Weidmüller Interface GmbH & Co. KG**  
Klingenbergstraße 26  
D-32758 Detmold  
Germany

[www.weidmueller.com](http://www.weidmueller.com)

## Technical data

### Important note

Notes

### Classifications


ETIM 8.0	EC002637	ETIM 9.0	EC002637
ETIM 10.0	EC002637	ECLASS 14.0	27-46-02-01
ECLASS 15.0	27-46-02-01		

**D-SUB F6.3 T15VB 3.2B4 TY BK**

**Weidmüller Interface GmbH & Co. KG**  
Klingenbergstraße 26  
D-32758 Detmold  
Germany

**Drawings**

[www.weidmueller.com](http://www.weidmueller.com)

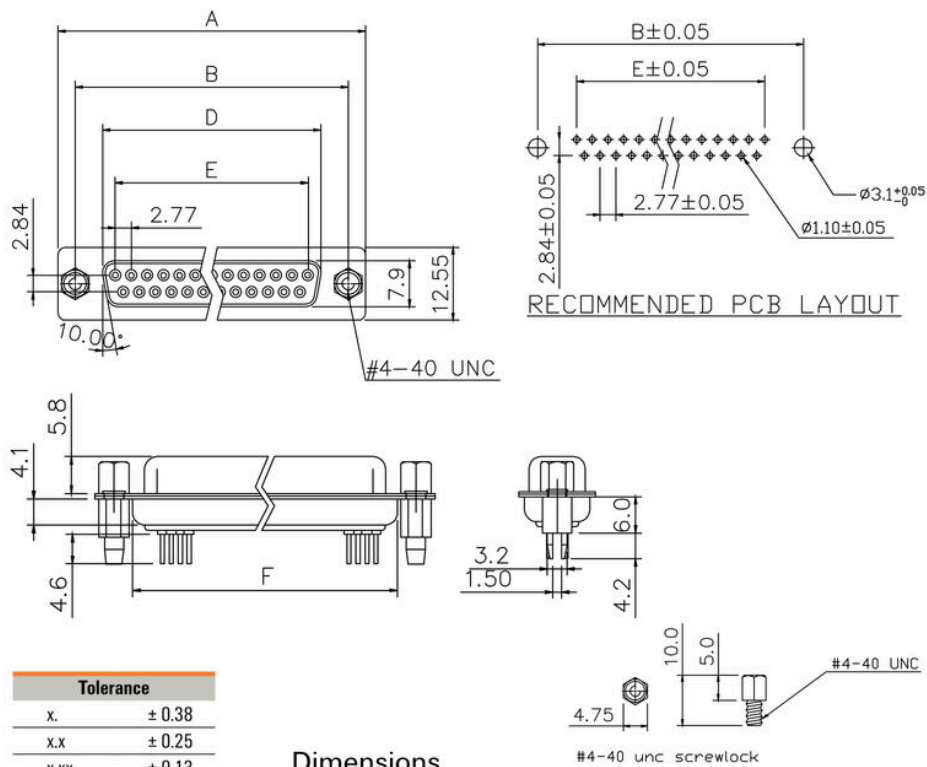


**D-SUB F6.3 T15VB 3.2B4 TY BK**

**Weidmüller Interface GmbH & Co. KG**  
 Klingenbergstraße 26  
 D-32758 Detmold  
 Germany

Drawings

www.weidmueller.com



Tolerance	
x.	± 0.38
x.x	± 0.25
x.xx	± 0.13
DIM	TOL
x.	± 3°
x.x	± 1°
Angle	TOL

Dimensions

No. of poles	A	B	D	E	E
9	30.81	24.99	16.33	11.08	19.20
15	39.20	33.30	24.70	19.39	27.70
25	53.05	47.04	38.40	33.24	41.10