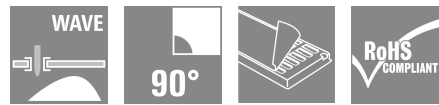


## D-SUB M6.3 T25HB 3.2B4 TY BK

**Weidmüller Interface GmbH & Co. KG**  
 Klingenbergstraße 26  
 D-32758 Detmold  
 Germany

[www.weidmueller.com](http://www.weidmueller.com)



The product range encompasses the following designs:

- 90°, lying (horizontal) and 180°, standing (vertical)
- Flange design as drilled hole, UNC 4-40 threaded nut and UNC 4-40 threaded bolt
- Stamped contacts (Rated current: 3 A)
- THT soldering process
- Wide range of different design types, also with snap-on clip
- Packed in tray (TY)
- Extended temperature range of -55 °C to +85 °C for maximum performance
- Design in accordance with IEC 60807-3 (IEC 807-3) and DIN 41652

### General ordering data

Version	OMNIMATE Data - D-SUB connector, male header, Thread-bolt UNC 4-40, THT solder connection, Pitch in mm (P): 2.77 mm, Number of poles: 25, $\geq 50 \mu\text{m}$ Ni / $100 \mu\text{m}$ Sn, 500, PBT GF, black, Tray
Order No.	<a href="#">2701760000</a>
Type	D-SUB M6.3 T25HB 3.2B4 TY BK
GTIN (EAN)	4050118809787
Qty.	50 items
Packaging	Tray
Delivery status	Discontinued
Available until	2024-08-31T00:00:00+02:00

Creation date 25.02.2026 06:09:16 MEZ

Catalogue status / Drawings

**D-SUB M6.3 T25HB 3.2B4 TY BK**

**Weidmüller Interface GmbH & Co. KG**  
 Klingenbergstraße 26  
 D-32758 Detmold  
 Germany

www.weidmueller.com

**Technical data****Approvals**

Approvals



ROHS	Conform
UL File Number Search	<a href="#">UL Website</a>
Certificate No. (UR)	E92202

**Dimensions and weights**

Depth	18.6 mm	Depth (inches)	0.7323 inch
Height	12.55 mm	Height (inches)	0.4941 inch
Width	53.04 mm	Width (inches)	2.0882 inch
Net weight	16 g		

**Environmental Product Compliance**

RoHS Compliance Status	Compliant without exemption
REACH SVHC	No SVHC above 0.1 wt%

**System specifications**

Number of poles	25	Solder pin length (l)	3.2 mm
Mounting onto the PCB	THT solder connection	Pitch in inches (P)	0.109 "
Shielding material	Steel	Side termination, characteristic	Thread-bolt UNC 4-40
Type of connection	Solder connection	Product family	OMNIMATE Data - D-SUB connector
Pitch in mm (P)	2.77 mm	Plugging cycles	500
Outgoing elbow	90°	Shield surface	tinned
Soldering process	Manual soldering, Wave soldering	Solder pin dimensions	Octagonal
Tolerance of solder pin position	± 0.15 mm		

**Electrical properties**

Dielectric strength, contact / contact	1000 V AC	Insulation resistance	≥ 1000 MΩ
Nominal voltage	250 V	Rated current	3 A

**Material data**

Insulating material	PBT GF	Colour	black
Colour chart (similar)	RAL 9011	Insulation resistance	≥ 1000 MΩ
Moisture Level (MSL)		UL 94 flammability rating	V-0
Contact base material	Cu-alloy	Contact material	Copper alloy
Contact surface	Gold over nickel	Layer structure of solder connection	≥ 50 μ" Ni / 100 μ" Sn
Layer structure of plug contact	≥ 50 μ" Ni / 30 μ" Au	Operating temperature, min.	-55 °C
Operating temperature, max.	105 °C		

**Packing**

Packaging	Tray	VPE length	305.00 mm
VPE width	202.00 mm	VPE height	25.00 mm

**D-SUB M6.3 T25HB 3.2B4 TY BK**

**Weidmüller Interface GmbH & Co. KG**  
Klingenbergstraße 26  
D-32758 Detmold  
Germany

[www.weidmueller.com](http://www.weidmueller.com)

**Technical data**

**Important note**

Notes

**Classifications**

ETIM 8.0	EC002637	ETIM 9.0	EC002637
ETIM 10.0	EC002637	ECLASS 14.0	27-46-02-01
ECLASS 15.0	27-46-02-01		

**D-SUB M6.3 T25HB 3.2B4 TY BK**

**Weidmüller Interface GmbH & Co. KG**  
Klingenbergstraße 26  
D-32758 Detmold  
Germany

**Drawings**

[www.weidmueller.com](http://www.weidmueller.com)

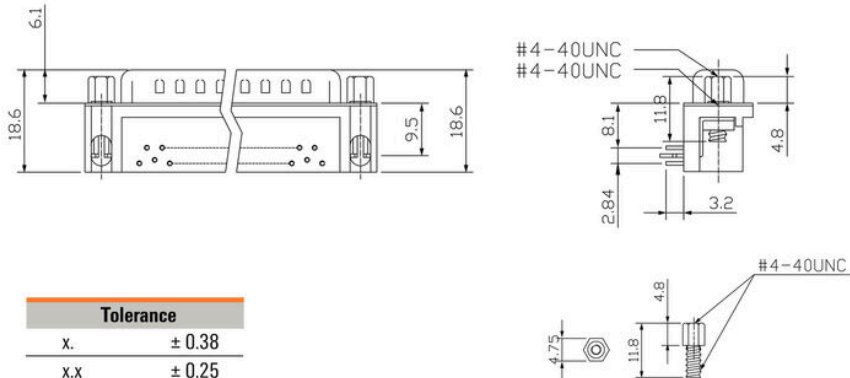
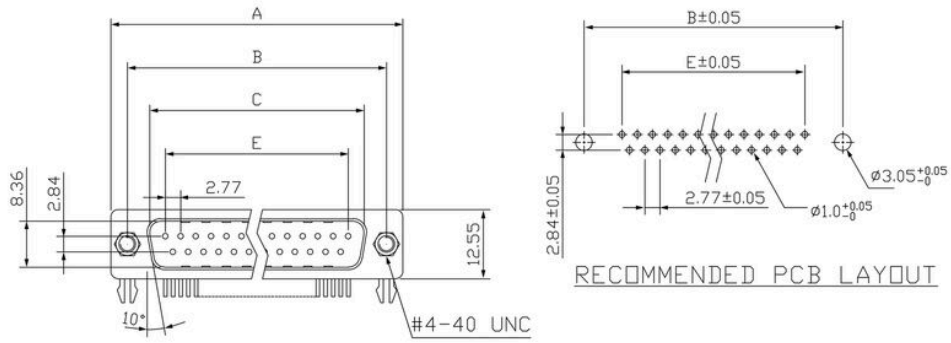


**D-SUB M6.3 T25HB 3.2B4 TY BK**

**Weidmüller Interface GmbH & Co. KG**  
 Klingenbergstraße 26  
 D-32758 Detmold  
 Germany

Drawings

www.weidmueller.com



Tolerance	
x.	± 0.38
x.x	± 0.25
x.xx	± 0.13
DIM	TOL
x.	± 3°
x.x	± 1.0°
Angle	TOL

Dimensions

No. of poles	A	B	C	E
9	30.81	24.99	16.92	11.08
15	39.14	33.32	25.50	19.39
25	53.04	47.04	38.96	33.24