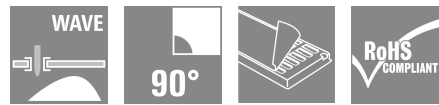


D-SUB M6.3 T15HB 3.2B4 TY BK

Weidmüller Interface GmbH & Co. KG
 Klingenbergstraße 26
 D-32758 Detmold
 Germany

www.weidmueller.com



The product range encompasses the following designs:

- 90°, lying (horizontal) and 180°, standing (vertical)
- Flange design as drilled hole, UNC 4-40 threaded nut and UNC 4-40 threaded bolt
- Stamped contacts (Rated current: 3 A)
- THT soldering process
- Wide range of different design types, also with snap-on clip
- Packed in tray (TY)
- Extended temperature range of -55 °C to +85 °C for maximum performance
- Design in accordance with IEC 60807-3 (IEC 807-3) and DIN 41652

General ordering data

Version	OMNIMATE Data - D-SUB connector, male header, Thread-bolt UNC 4-40, THT solder connection, Pitch in mm (P): 2.77 mm, Number of poles: 15, $\geq 50 \mu\text{m}$ Ni / $100 \mu\text{m}$ Sn, 500, PBT GF, black, Tray
Order No.	2701750000
Type	D-SUB M6.3 T15HB 3.2B4 TY BK
GTIN (EAN)	4050118809770
Qty.	70 items
Packaging	Tray
Delivery status	Discontinued
Available until	2024-08-31T00:00:00+02:00

Creation date 25.02.2026 06:09:15 MEZ

Catalogue status / Drawings

D-SUB M6.3 T15HB 3.2B4 TY BK

Weidmüller Interface GmbH & Co. KG
 Klingenbergstraße 26
 D-32758 Detmold
 Germany

www.weidmueller.com

Technical data**Approvals**

Approvals



ROHS	Conform
UL File Number Search	UL Website
Certificate No. (UR)	E92202

Dimensions and weights

Depth	18.6 mm	Depth (inches)	0.7323 inch
Height	12.55 mm	Height (inches)	0.4941 inch
Width	39.14 mm	Width (inches)	1.5409 inch
Net weight	9.29 g		

Environmental Product Compliance

RoHS Compliance Status	Compliant without exemption
REACH SVHC	No SVHC above 0.1 wt%

System specifications

Number of poles	15	Solder pin length (l)	3.2 mm
Mounting onto the PCB	THT solder connection	Pitch in inches (P)	0.109 "
Shielding material	Steel	Side termination, characteristic	Thread-bolt UNC 4-40
Type of connection	Solder connection	Product family	OMNIMATE Data - D-SUB connector
Pitch in mm (P)	2.77 mm	Plugging cycles	500
Outgoing elbow	90°	Shield surface	tinned
Soldering process	Manual soldering, Wave soldering	Solder pin dimensions	Octagonal
Tolerance of solder pin position	± 0.1 mm		

Electrical properties

Dielectric strength, contact / contact	1000 V AC	Insulation resistance	≥ 1000 MΩ
Nominal voltage	250 V	Rated current	3 A

Material data

Insulating material	PBT GF	Colour	black
Colour chart (similar)	RAL 9011	Insulation resistance	≥ 1000 MΩ
Moisture Level (MSL)		UL 94 flammability rating	V-0
Contact base material	Cu-alloy	Contact material	Copper alloy
Contact surface	Gold over nickel	Layer structure of solder connection	≥ 50 μ" Ni / 100 μ" Sn
Layer structure of plug contact	≥ 50 μ" Ni / 30 μ" Au	Operating temperature, min.	-55 °C
Operating temperature, max.	105 °C		

Packing

Packaging	Tray	VPE length	305.00 mm
VPE width	202.00 mm	VPE height	25.00 mm

D-SUB M6.3 T15HB 3.2B4 TY BK

Weidmüller Interface GmbH & Co. KG
Klingenbergstraße 26
D-32758 Detmold
Germany

www.weidmueller.com

Technical data

Important note

Notes

Classifications

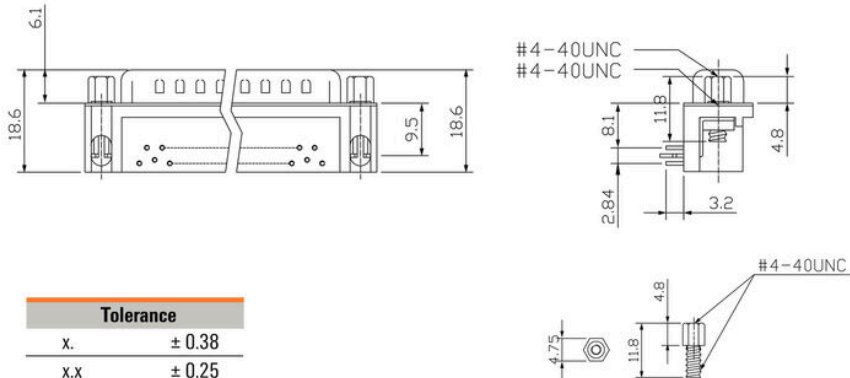
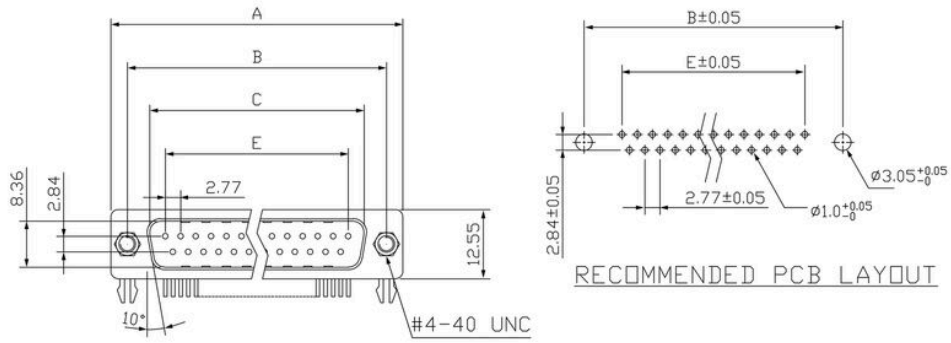
ETIM 8.0	EC002637	ETIM 9.0	EC002637
ETIM 10.0	EC002637	ECLASS 14.0	27-46-02-01
ECLASS 15.0	27-46-02-01		

D-SUB M6.3 T15HB 3.2B4 TY BK

Weidmüller Interface GmbH & Co. KG
 Klingenbergstraße 26
 D-32758 Detmold
 Germany

Drawings

www.weidmueller.com



Tolerance	
x.	± 0.38
x.x	± 0.25
x.xx	± 0.13
DIM	TOL
x.	± 3°
x.x	± 1.0°
Angle	TOL

Dimensions

No. of poles	A	B	C	E
9	30.81	24.99	16.92	11.08
15	39.14	33.32	25.50	19.39
25	53.04	47.04	38.96	33.24