


A2C 95/120 3FT-N-DM**Weidmüller Interface GmbH & Co. KG**

Klingenbergstraße 26

D-32758 Detmold

Germany

www.weidmueller.com



More and more components need to be housed within a confined space, in switchgear and panels. As part of the power feed-in, connecting conductors is becoming increasingly challenging, especially for large cross-sections. Our comprehensive range of connection solutions also enables convenient wiring in challenging space conditions. The compact design and the combination of many practical handling benefits make the supply of power to switchgear and panels simple, efficient, and space-saving.

General ordering data

Version	Feed-through terminal, PUSH IN, 95 mm ² , 1000 V, 232 A, dark beige
Order No.	2694200000
Type	A2C 95/120 3FT-N-DM
GTIN (EAN)	4064675266532
Qty.	1 items

A2C 95/120 3FT-N-DM

Weidmüller Interface GmbH & Co. KG
Klingenbergstraße 26
D-32758 Detmold
Germany

www.weidmueller.com

Technical data

Approvals

Approvals



ROHS Conform

UL File Number Search [UL Website](#)

Certificate No. (cURus) E60693

Dimensions and weights

Depth	90 mm	Depth (inches)	3.5433 inch
Height	133.5 mm	Height (inches)	5.2559 inch
Width	100 mm	Width (inches)	3.937 inch
Net weight	700 g		

Temperatures

Storage temperature	-25 °C...55 °C	Ambient temperature	-60 °C...85 °C
Continuous operating temp., min.	-60 °C	Continuous operating temp., max.	130 °C

Environmental Product Compliance

RoHS Compliance Status	Compliant without exemption		
REACH SVHC	No SVHC above 0.1 wt%		
Product Carbon Footprint	Cradle to gate	8.931 kg CO2 eq.	

Material data

Basic material	Wemid	Colour	dark beige
Colour of operational elements	orange	UL 94 flammability rating	V-0

System specifications

End cover plate required	No	Number of potentials	4
Number of levels	1	Number of clamping points per level	8
Number of potentials per tier	4	Levels cross-connected internally	No
Mounting rail	TS 35, Mounting plate	PEN function	No

Additional technical data

Open sides	closed	Type of fixing	TS 35
Explosion-tested version	Yes	Type of mounting	Snap-on

CSA rating data

Wire cross section max. (CSA)	250 kcmil	Voltage size C (CSA)	600 V
Current size C (CSA)	255 A	Certificate No. (CSA)	200039-80115835
Voltage size B (CSA)	600 V	Current size B (CSA)	255 A
Wire cross section min. (CSA)	4 AWG		

Conductors for clamping (additional connection)

Connection type, additional connection PUSH IN

A2C 95/120 3FT-N-DM

Weidmüller Interface GmbH & Co. KG
 Klingenbergstraße 26
 D-32758 Detmold
 Germany

www.weidmueller.com

Technical data

Conductors for clamping (rated connection)

Wire connection cross section AWG, max.	AWG 3/0	Connection direction	on side
Stripping length	40 mm	Type of connection	PUSH IN
Number of connections	2	Clamping range, max.	120 mm ²
Clamping range, min.	25 mm ²	Blade size	1.0 x 5.5 mm
Wire connection cross section AWG, min.	AWG 4	Wire connection cross-section, finely stranded with wire-end ferrules DIN 46228/4, max.	95 mm ²
Wire connection cross-section, finely stranded with wire-end ferrules DIN 46228/4, min.	25 mm ²	Wire connection cross-section, finely stranded with wire-end ferrules DIN 46228/1, max.	95 mm ²
Wire connection cross-section, finely stranded with wire-end ferrules DIN 46228/1, min.	25 mm ²	Wire connection cross-section, finely stranded, max.	120 mm ²
Wire connection cross section, finely stranded, min.	25 mm ²	Connection cross-section, stranded, max.	120 mm ²
Connection cross-section, stranded, min.	25 mm ²	Wire connection cross-section, solid core, max.	120 mm ²
Wire connection cross-section, solid core, min.	25 mm ²	Connection cross-section, finely stranded (rated connection), min.	25 mm ²

General

Wire connection cross section AWG, max.	AWG 3/0	Wire connection cross section AWG, min.	AWG 4
Standards	IEC 60947-7-1	Mounting rail	TS 35, Mounting plate

PE rating data

Rated short-time current	14400 A (120 mm ²)	PEN function	No
--------------------------	--------------------------------	--------------	----

Rating data

Rated cross-section	95 mm ²	Rated voltage	1000 V
Rated DC voltage	1500 V	Nominal current	232 A
Current at maximum wires	232 A	Standards	IEC 60947-7-1
Volume resistance	0.14 mΩ	Rated impulse withstand voltage	8 kV
Power loss in accordance with IEC 60947-7-x	7.42 W	Surge voltage category	III
Pollution severity	3		

UL rating data

Conductor size Factory wiring max. (cURus)	250 kcmil	Voltage size B (cURus)	600 V
Certificate No. (cURus)	E60693	Conductor size Field wiring min. (cURus)	4 AWG
Conductor size Factory wiring min. (cURus)	4 AWG	Current size B (cURus)	255 A
Voltage size C (cURus)	600 V	Current size C (cURus)	255 A
Conductor size Field wiring max. (cURus)	250 kcmil		

Important note

Product information	The max. connectable wire reduces by one wire size if a cross connector is used that has to be mounted in the wire entry.
---------------------	---------------------------------------------------------------------------------------------------------------------------

A2C 95/120 3FT-N-DM

Weidmüller Interface GmbH & Co. KG
Klingenbergstraße 26
D-32758 Detmold
Germany

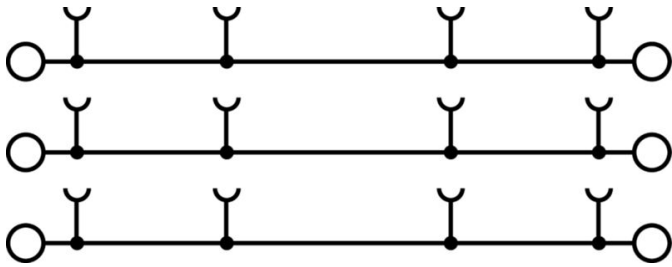
www.weidmueller.com


Technical data

Classifications

ETIM 8.0	EC000897	ETIM 9.0	EC000897
ETIM 10.0	EC000897	ECLASS 14.0	27-25-01-01
ECLASS 15.0	27-25-01-01		

Drawings





A2C 95/120 3FT-N-DM

Weidmüller Interface GmbH & Co. KG

Klingenbergstraße 26

D-32758 Detmold

Germany

Accessories

www.weidmueller.com

WS 8/16



WS/ DEK

MultiMark terminal markers use an innovative composite material made from two components. The hard base contour of the marker snaps securely into the connector. The elastic surface finish makes the marker easy to mount. This specially punched material enables the strips to be stretched to accommodate the slight variations in spacing that tend to add up, especially with long terminal blocks. Another advantage: the excellent printability of the surface material guarantees durable and wear-resistant labelling. A print resolution of 300 dpi also produces a very legible script.

Your benefits with MultiMark

- Firm hold and durable printing
- Continuous strips save installation time
- Easy mounting thanks to an innovative composite material
- Large label field for optimal legibility
- High flexibility thanks to manufacturer independence

General ordering data

Type	WS-A 8/16 MM WS	Version	
Order No.	2619910000	WS, Terminal marker, 8 x 16 mm, Weidmueller, white	
GTIN (EAN)	4050118626179		
Qty.	200 ST		

Additional accessories



No task is too small when creating the perfect solution. Connections form just one part of the overall process. Small details are often the key to the perfect solution in applications where potentials are tested, grouped or even isolated.

A system is not a system without small but essential details:

- Test plugs ensure reliable pick-up from diagnostic sockets

In tandem with the manufacturing process and application.

General ordering data

Type	PS 2.0 MC	Version	
Order No.	0310000000	PCB plug-in connector, Accessories, Test plug, red, Number of poles:	
GTIN (EAN)	4008190000059	1	
Qty.	20 ST		

A2C 95/120 3FT-N-DM

Weidmüller Interface GmbH & Co. KG
 Klingenbergstraße 26
 D-32758 Detmold
 Germany

Accessories

www.weidmueller.com

auxiliary connection



The additional connection enables a separate voltage tap. This can be used, for example, for the emergency power supply before the main switch or simply as an additional connection within the application.

General ordering data

Type	AAC 50-185 2X10	Version	
Order No.	2663420000	Auxiliary connection (terminal), 10 mm ² , Number of connections: 2	
GTIN (EAN)	4064675027966		
Qty.	5 ST		
Type	AAC 50-185 2X10 BK-YL	Version	
Order No.	2663450000	Auxiliary connection (terminal), 10 mm ² , Number of connections: 2	
GTIN (EAN)	4064675027997		
Qty.	5 ST		
Type	AAC 50-185 2X10 BL	Version	
Order No.	2663430000	Auxiliary connection (terminal), 10 mm ² , Number of connections: 2	
GTIN (EAN)	4064675027973		
Qty.	5 ST		
Type	AAC 50-185 2X10 GN-YL	Version	
Order No.	2663440000	Auxiliary connection (terminal), 10 mm ² , Number of connections: 2	
GTIN (EAN)	4064675027980		
Qty.	5 ST		

Testadapter and testsockets



Test adapters and test plugs are used for the electrical connection between terminal blocks and the test equipment. In this way, an electrical contact can be established in the wired state and measurements can be done easily.

General ordering data

Type	ATPG 1.5-10 L	Version	
Order No.	1991890000	Test adapter (terminal), 1.5 mm ² , 250 V, 0.2 A	
GTIN (EAN)	4050118376647		
Qty.	50 ST		

A2C 95/120 3FT-N-DM

Weidmüller Interface GmbH & Co. KG
 Klingenbergstraße 26
 D-32758 Detmold
 Germany

www.weidmueller.com

Accessories

Warning cover



Warning covers with a flash symbol provide more safety for man and machine. They are used where external voltage must be indicated within the application.

General ordering data

Type	AAM 35-185 YE FLASH	Version	
Order No.	263560000	A-series, Terminal marker, 23.5 x 12 mm, Pitch in mm (P): 12.00	
GTIN (EAN)	4050118674545	yellow	
Qty.	40 ST		

Slotted screwdriver




Slotted screwdriver with rounded blade SD DIN 5265, ISO 2380/2, output to DIN 5264, ISO 2380/1. ChromTop tip, SoftFinish grip

General ordering data

Type	SDS 1.0X5.5X150	Version	
Order No.	274938000	Screwdriver, Blade width (B): 5.5 mm, Blade length: 150 mm, Blade thickness (A): 1 mm	
GTIN (EAN)	4050118895605		
Qty.	1 ST		

Cross connector



The distribution or multiplication of a potential to adjoining terminal blocks is realized via a cross-connection. Additional wiring effort can be easily avoided. Even if the poles are broken out, contact reliability in the terminal blocks is still ensured. Our portfolio offers pluggable and screwable cross-connection systems for modular terminal blocks.

General ordering data

Type	ZQV 95/120N/3	Version	
Order No.	269426000	Cross-connector (terminal), Plugged, orange, 192 A, Number of poles: 3, Pitch in mm (P): 25.00, Insulated: Yes, Width: 23.1 mm	
GTIN (EAN)	4064675266570		
Qty.	10 ST		

A2C 95/120 3FT-N-DM

Weidmüller Interface GmbH & Co. KG
 Klingenbergstraße 26
 D-32758 Detmold
 Germany

www.weidmueller.com

Accessories

Type	ZQV 95/120N/2	Version	
Order No.	2694250000	Cross-connector (terminal), Plugged, orange, 192 A, Number of poles:	
GTIN (EAN)	4064675266563	2, Pitch in mm (P): 25.00, Insulated: Yes, Width: 48 mm	
Qty.	10 ST		

Slotted screwdriver



Slotted screwdriver with rounded blade SD DIN 5265, ISO 2380/2, output to DIN 5264, ISO 2380/1. ChromTop tip, SoftFinish grip

General ordering data

Type	SDS 1.0X5.5X150	Version	
Order No.	9008350000	Screwdriver, Screwdriver	
GTIN (EAN)	4032248056316		
Qty.	1 ST		

Testadapter and testsockets



Test adapters and test plugs are used for the electrical connection between terminal blocks and the test equipment. In this way, an electrical contact can be established in the wired state and measurements can be done easily.

General ordering data

Type	FZS 2/4 RT/80 SAKT4	Version	
Order No.	1276300000	Plug (terminal), Plug-in connection, 2 mm ² , Number of connections: 2,	
GTIN (EAN)	4008190026080	Number of poles: 1, Width: 9 mm	
Qty.	20 ST		