


PVN1M3I9S0FXV1O0TXPX10

Weidmüller Interface GmbH & Co. KG
 Klingenbergstraße 26
 D-32758 Detmold
 Germany

www.weidmueller.com



PV Next combiner boxes for inverters with 1 to 12 MPP trackers are used to protect the DC side of a photovoltaic system. The combiner boxes protect the inverter against overvoltages and thus comply with the European Directive CLC/TS 5 1643-32. In addition, these products offer the possibility to protect the system against reverse currents and the possibility to combine strings to save cables during installation.

General ordering data

Version	Photovoltaics, Combiner Box, PV Next, 1000 V, 3 MPP's, 3 Inputs / 3 Outputs per MPP, Surge protection I / II, Switch disconnecter, Cable gland
Order No.	2683160000
Type	PVN1M3I9S0FXV1O0TXPX10
GTIN (EAN)	4050118700206
Qty.	1 items
Delivery status	This article will no longer be available in the future.
Available until	2025-12-31T00:00:00+01:00
Alternative product	PVN DC 3I 3O 3MPP SW SPD1R CG 11

PVN1M3I9S0FXV1O0TXPX10

Weidmüller Interface GmbH & Co. KG
 Klingenbergstraße 26
 D-32758 Detmold
 Germany

www.weidmueller.com

Technical data

Approvals

Approvals



ROHS Conform

Dimensions and weights

Depth	249 mm	Depth (inches)	9.8031 inch
Depth with add-on components	250 mm	Height	330 mm
Height (inches)	12.9921 inch	Width	558 mm
Width (inches)	21.9685 inch	Net weight	6831 g

Temperatures

Ambient temperature -40 °C...50 °C Humidity 5 - 90 %, no condensation

Environmental Product Compliance

RoHS Compliance Status	Compliant with exemption
RoHS Exemption (if applicable/known)	6c
REACH SVHC	Lead 7439-92-1
SCIP	bdab5698-6a20-4370-8e28-8810d882d01a

Included in delivery

Included accessories	Article	Sealing plug
	Quantity	24

Approvals and norms

Approvals EN 61439-2, IEC 61439-2

Guarantee

Time interval 5 years

Electrical characteristics

Rated DC voltage	1000 V
Rated short-term current resistance	Rated current 37.5 A
Current per Maximum Power Point, max.	30 A
Rated DC current per connection	Current per string, max. 30.00 A

Enclosure

Cover	with cover, removeable	Insulating material	Polyester glass-fibre reinforced, Polycarbonate
Type of mounting	Wall mounting, 4 screws	Impact resistance	IK08 in accordance with IEC 62208, IK10 in accordance with IEC 62262
Enclosure attachment	Via mounting foots	Protection class	II
Connection type string	Internal terminal (with cable gland feed-through)		

PVN1M3I9S0FXV1O0TXPX10

Weidmüller Interface GmbH & Co. KG
 Klingenbergstraße 26
 D-32758 Detmold
 Germany

www.weidmueller.com

Technical data

General data

Standards	EN 61643-31	Protection degree	IP65
Installation location	Protected outdoor area (Land and Sea)		

Inputs

Amount of maximum power points (MPP)	3		
Functional earth connector	Cable entry	Number of cable entries	2
		Cable diameter, min.	5 mm
		Cable diameter, max.	10 mm
		Cable gland	M 16
	Wire connection	Type of connection	Screw connection
		Flexible, max. H05(07) V-K	25 mm ²
		w. wire end ferrule, DIN 46228 pt 1, max.	16 mm ²
		Number of conduit inlets	2
DC Input + & -	Wire connection	Type of connection	PUSH IN
		Compatible cable cross-section	EN 50618:2015
		Wire cross-section, min.	2.5 mm ²
		Wire cross-section, max.	16 mm ²
Fuse type	Neither fuse cartridge nor holder		
Fuses	No		
Max. number of DC inputs	per Maximum Power Point 3 inputs connected in parallel		
Number of string inputs per MPP	≤ 3		
Surge protection auxiliary contact	Cable entry	Number of cable entries	2
		Cable diameter, min.	5 mm
		Cable diameter, max.	10 mm
		Cable gland	M 16
	Wire connection	Type of connection	Tension clamp connection with actuator
		Flexible, max. H05(07) V-K	1.5 mm ²
		w. wire end ferrule, DIN 46228 pt 1, max.	1.5 mm ²
		Number of inputs	9

Outputs

Max. number of DC outputs	per Maximum Power Point 3 outputs connected in parallel		
DC Output + & -	Wire connection	Type of connection	PUSH IN
		Compatible cable cross-section	TÜV 2 Pfg1169/08.07
		Wire cross-section, min.	2.5 mm ²
		Wire cross-section, max.	16 mm ²

PVN1M3I9S0FXV100TXPX10
Weidmüller Interface GmbH & Co. KG

 Klingenbergstraße 26
 D-32758 Detmold
 Germany

www.weidmueller.com
Technical data
Surge protection DC side

Standards	EN 61643-31	Lightning test current Iimp (10/350 µs)	6.25 kA
Discharge current, max. (8/20 µs)	40 kA	Protection level Up (+/-, -/PE, +/-PE)	≤ 3.8 kV
Standby power consumption PC	<0.2 W	Short-circuit current ISCPV	11000 A
Total discharge current I _{total} (8/20µs)	50 kA	Discharge current I _n (8/20 µs)	20 kA
Requirements class	Type I/II	Total discharge current I _{total} (10/350µs)	12.5 kA
Protection level Up (-/PE)	≤ 3.8 kV	Protection level Up (+/-)	≤ 3.8 kV
Protection level Up (+/PE)	≤ 3.8 kV	PV system voltage, max. U _{cpv}	1100 V
Maximum continuous operating voltage DC UCPV mode +/-, -/PE, +/-PE	1100 V		

DC load break switch

Rated impulse withstand voltage	8 kV	Switch disconnector execution	switch in cover
Switching disconnector capacity	DC-PV1, IEC 60947-3	Motor drive available	No
Rated short-circuit making current	1.4 A	Number of breaking operation cycles at rated current	300
Number of operating cycles	10000		

Important note

Product information	<p>The SCIP number was assigned due to a lead content of more than 0.1 % of the net weight. Safe use instruction according to ECHA: The identification of the hazardous substance is sufficient to allow safe use of the article throughout its life cycle, including the service life, disassembly and waste/recycling phase</p>
---------------------	------------------------------------------------------------------------------------------------------------------------------------------------------------------------------------------------------------------------------------------------------------------------------------------------------------------------------------------------

Classifications

ETIM 8.0	EC003857	ETIM 9.0	EC003857
ETIM 10.0	EC003857	ECLASS 14.0	22-57-02-92
ECLASS 15.0	22-57-02-92		

Tender specification sheets

Long specification	<p>Combiner box for inverters with 3 MPP tracker, suitable for protecting the DC side of a photovoltaic system according to EN 51543-32. MPP1: 3 inputs, connection via M25 cable gland with 3x7mm Ø cable entry. PUSH IN connection / 2.5 - 6mm² single-wire, multi-wire, with/without ferrule. 3 outputs, connection via M25 cable gland with 3x7mm Ø cable entry. PUSH IN connection / 2.5 - 6mm² single-wire, multi-wire, with/without ferrule. MPP2 to 3: identical to MPP1 Max. string voltage U_{oc}: 1000V 1 class/type I + II combined arrester with signal contact With load break switch for safe separation of the string lines</p>
--------------------	-------------------------------------------------------------------------------------------------------------------------------------------------------------------------------------------------------------------------------------------------------------------------------------------------------------------------------------------------------------------------------------------------------------------------------------------------------------------------------------------------------------------------------------------------------------------------------------------------------------------------------------------------------------------------------

PVN1M3I9S0FXV1O0TXXP10

Weidmüller Interface GmbH & Co. KG
Klingenbergstraße 26
D-32758 Detmold
Germany

Technical data

www.weidmueller.com

Connection of the
signal contact via cable
glands (8-12mmØ) max.
conductor cross-section:
1.5mm²

Connection of the
functional earth via
cable glands (8-12mmØ)
Conductor cross-section:
16-25mm²

Protection class: IP65
All built into a glas fibre
reinforced polyester
housing. Dimensions
HxWxD: 330x558x249
mm

Approval according to
low voltage switchgear
and controlgear IEC
61439-1:2011 and EN
61439-2:2011

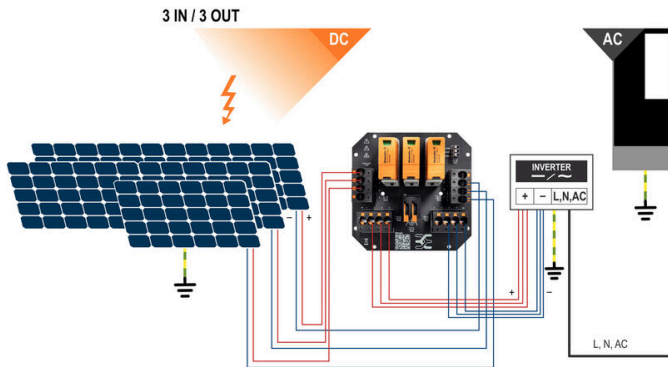
PVN1M3I9S0FXV1O0TXPX10

Weidmüller Interface GmbH & Co. KG
 Klingenbergstraße 26
 D-32758 Detmold
 Germany

Drawings

www.weidmueller.com

PCB design



PVN 1 M2 I6 S0 F3 V1 Q1 TX PX 10

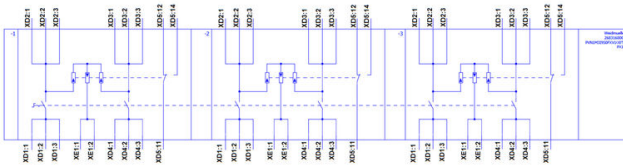
Series PVN = PV Next VPU = PV Protect	Voltage 10 = 1kV 11 = 1,1kV 15 = 1,5kV
Level 1 = DC trunk box (L1)	Powersupply x = n/a
Series 1 = 1 MPPT supported 2 = 2 MPPT supported 3 = 3 MPPT supported 4 = 4 MPPT supported 6 = 6 MPPT supported	Monitoring x = n/a
Inputs 1...12 inputs	Output Type 0 = CG 1 = WM4C 2 = MC4-Evo 2
Switch x = n/a 0 = manual switch 1 = remote switch	SPD 2/0 = TYP II 1 = TYP I+II X = No SPD
	Fuses x = n/a 3 = only fuse holders

PVN1M3I9S0FXV1O0TXPX10

Weidmüller Interface GmbH & Co. KG
Klingenbergstraße 26
D-32758 Detmold
Germany

Drawings

www.weidmueller.com



PVN1M3I9S0FXV1O0TXPX10

Weidmüller Interface GmbH & Co. KG
 Klingenbergstraße 26
 D-32758 Detmold
 Germany

www.weidmueller.com

Accessories

Cutting tools



Cutting tools for conductors up to 8 mm, 12 mm, 14 mm and 22 mm outside diameter. The special blade geometry allows pinch-free cutting of copper and aluminium conductors with minimum physical effort. The cutting tools (KT 8 to KT 22) also come with VDE and GS-tested protective insulation up to 1,000 V in accordance with EN/IEC 60900.

General ordering data

Type	KT 14	Version	
Order No.	1157820000	Cutting tools, Cutting tool for one-hand operation	
GTIN (EAN)	4032248945344		
Qty.	1 ST		

Tools



- For flexible and solid conductors with special insulating materials
- High-quality stripping for industrial applications (complies with aircraft industry requirements)
- Specially shaped blades enable stripping of special types of insulation and conductor configurations
- Stripping length adjustable via end stop
- Very versatile thanks to interchangeable stripping units
- Stripping results reproduced accurately over and over again
- No damage to the conductor
- A long-lasting, reliable tool thanks to its sturdy design
- Integrated cutting function

General ordering data

Type	MULTI-STRIPAX PV	Version	
Order No.	1190490000	Photovoltaics, Plug-in connector	
GTIN (EAN)	4032248973262		
Qty.	1 ST		

Crosshead screwdriver Phillips



VDE insulated crosshead screwdriver, for Phillips screws, SDIK PH DIN 7438, ISO 8764/2-PH, output to ISO 8764-PH, SoftFinish grip

PVN1M3I9S0FXV100TXPX10

Weidmüller Interface GmbH & Co. KG
 Klingenbergstraße 26
 D-32758 Detmold
 Germany

www.weidmueller.com

Accessories

General ordering data

Type	SDIK PH3 X 150	Version	
Order No.	2749910000	Screwdriver, Blade width (B): 3 mm, 150 mm, Blade thickness (A): 3	
GTIN (EAN)	4050118897210		
Qty.	1 ST		

Slotted screwdriver



VDE insulated slot-head screwdriver, SDI DIN 7437, ISO 2380/2, drive output acc. to DIN 5264, ISO 2380/1. SoftFinish grip

General ordering data

Type	SDIS 0.6X3.5X100	Version	
Order No.	2749810000	Screwdriver, Blade width (B): 3.5 mm, Blade length: 100 mm, Blade thickness (A): 0.6 mm	
GTIN (EAN)	4050118897012		
Qty.	1 ST		
Type	SDIS 1.0X5.5X125	Version	
Order No.	2749850000	Screwdriver, Blade width (B): 5.5 mm, Blade length: 125 mm, Blade thickness (A): 1 mm	
GTIN (EAN)	4050118897050		
Qty.	1 ST		

External fixing lugs



The enclosures of the TBF series are made of extremely tough glass fibre-reinforced polyester. These enclosures are ideal for applications that call for low weight coupled with high shock resistance. The weather-resistant TBF enclosures are designed for a wide range of applications. Together with their comprehensive range of accessories, they provide universal solutions for accommodating built-in items such as regulators, measuring instruments, valves and other equipment.

Features:

- 9 sizes in 2 versions, with grey and transparent lids
- Cover with nylon screws
- Fixing holes outside the sealed area
- Thread for fitting to terminal rails and mounting plates
- Comprehensive accessories
- Weidmüller can manufacture and supply this enclosure to match customer specifications, fitted with all necessary terminals and cable glands.

General ordering data

Type	MF TBF	Version	
Order No.	0360800000	TBF (polyester empty enclosure), Mounting foot, Fixing lugs, Height: 72.5 mm, Width: 24 mm, Depth: 12 mm, Basic material: Polyamide, Polyamide 66, Deep black	
GTIN (EAN)	4008190108595		
Qty.	1 ST		

PVN1M3I9S0FXV1O0TXPX10

Weidmüller Interface GmbH & Co. KG
 Klingenbergstraße 26
 D-32758 Detmold
 Germany

www.weidmueller.com

Accessories

Sealing sets



General ordering data

Type	SL SET PV NEXT	Version	
Order No.	2729230000	Photovoltaics	
GTIN (EAN)	4050118804508		
Qty.	1 ST		

UV-resistant cable ties




UV-resistant polyamide 6.6 ensures long durability of our special cable ties even with strong UV radiation. Ideal for continuous outdoor use.

General ordering data

Type	CB-UVR 290/4,5 BK	Version	
Order No.	2659350000	Cable ties, 4.5 x 290 mm, Polyamide 66, 220 N	
GTIN (EAN)	4050118682816		
Qty.	100 ST		

PV Sun Covers



General ordering data

Type	PV SUN COVER 56/30/21	Version	
Order No.	8000087025	Photovoltaics	
GTIN (EAN)	4064675845188		
Qty.	1 ST		

PVN1M3I9S0FXV1O0TXPX10

Weidmüller Interface GmbH & Co. KG
 Klingenbergstraße 26
 D-32758 Detmold
 Germany

www.weidmueller.com

Accessories

Y-Connector Cables



The Y cable is used for the parallel connection of several strings in a PV system, e.g. for splitting a line in front of an inverter.
 The cables are available in different connection variants.

General ordering data

Type	PVHYM-M-XXX6W+11	Version
Order No.	2877850000	Photovoltaics, Y-Connector Cable, 1x WM4 C Female, 2x MC4 Male,
GTIN (EAN)	4064675666417	6mm², 1100 V
Qty.	1 ST	
Type	PVHYM+M+XXX6W-11	Version
Order No.	2877860000	Photovoltaics, Y-Connector Cable, 1x WM4 C Male, 2x MC4 Female,
GTIN (EAN)	4064675666424	6mm², 1100 V
Qty.	1 ST	

Sealing sets



General ordering data

Type	BLINDPLUG SET5 7X28MM	Version
Order No.	3077670000	Photovoltaics, Blind plug
GTIN (EAN)	4099987081894	
Qty.	1 ST	
Type	BLINDPLUG SET50 7X28MM	Version
Order No.	3077650000	Photovoltaics, Blind plug, Accessories, Blind plug, 50 pieces
GTIN (EAN)	4099987081870	
Qty.	1 ST	

PVN1M3I9S0FXV1O0TXPX10

Weidmüller Interface GmbH & Co. KG
 Klingenbergstraße 26
 D-32758 Detmold
 Germany

Accessories

www.weidmueller.com

Spare Arrester



General ordering data

Type	VPU PV I+II O 1000	Version	
Order No.	2530600000	Surge voltage arrester, Low voltage, Accessories, Surge protection I /	
GTIN (EAN)	4050118540819	II, Spare arrester	
Qty.	9 ST		
Type	VPU PV I+II OM 1000	Version	
Order No.	2534300000	Surge voltage arrester, Low voltage, Surge protection I / II, Spare	
GTIN (EAN)	4050118545906	arrester	
Qty.	9 ST		