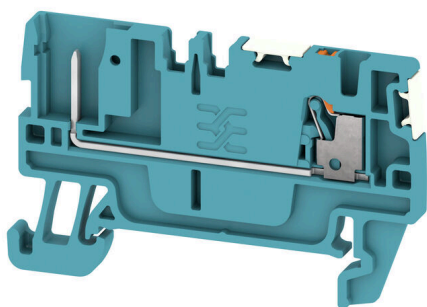


APGTB 1.5 FT 2C/1 DL BL**Weidmüller Interface GmbH & Co. KG**

Klingenbergstraße 26

D-32758 Detmold

Germany

www.weidmueller.com

Some applications demand for a pluggable, modular solution to be more flexible or to facilitate the installation. Where complete functional units have to be prefabricated or replaced, modular and flexible connection systems are required. Our pluggable terminal blocks can be quickly assembled and are completely factory tested.

General ordering data

Version	Plug-in modular terminals, PUSH IN, 1.5 mm ² , 500 V, 17.5 A, blue
Order No.	2675690000
Type	APGTB 1.5 FT 2C/1 DL BL
GTIN (EAN)	4050118716351
Qty.	50 items

APGTB 1.5 FT 2C/1 DL BL

Weidmüller Interface GmbH & Co. KG
 Klingenbergstraße 26
 D-32758 Detmold
 Germany

www.weidmueller.com

Technical data

Approvals

Approvals



ROHS Conform

UL File Number Search [UL Website](#)

Certificate No. (cURus) E60693

Dimensions and weights

Depth	33.5 mm	Depth (inches)	1.3189 inch
Depth including DIN rail	34.5 mm	Height	55 mm
Height (inches)	2.1654 inch	Width	3.5 mm
Width (inches)	0.1378 inch	Net weight	4.54 g

Temperatures

Storage temperature	-25 °C...55 °C	Ambient temperature	-5 °C...40 °C
Continuous operating temp., min.	-60 °C	Continuous operating temp., max.	130 °C

Environmental Product Compliance

RoHS Compliance Status	Compliant without exemption
REACH SVHC	No SVHC above 0.1 wt%

Material data

Basic material	Wemid	Colour	blue
Colour of operational elements	orange	UL 94 flammability rating	V-0

Rating data IECEx/ATEX

Certificate No. (ATEX)	TUEV16ATEX7940U	Certificate No. (IECEX)	IECEXTUR16.0046U
Max. voltage (ATEX)	500 V	Current (ATEX)	10.5 A
Wire cross section max. (ATEX)	1.5 mm ²	Max. voltage (IECEX)	500 V
Current (IECEX)	10.5 A	Wire cross section max. (IECEX)	1.5 mm ²

System specifications

End cover plate required	Yes	Number of potentials	1
Number of levels	1	Number of clamping points per level	2
Number of potentials per tier	1	Levels cross-connected internally	No
PE connection	No	Mounting rail	TS 35
PE function	No	PEN function	No

Additional technical data

Open sides	right	Snap-on	Yes
Explosion-tested version	No	Type of mounting	TS 35

Conductors for clamping (additional connection)

Connection type, additional connection pluggable

APGTB 1.5 FT 2C/1 DL BL

Weidmüller Interface GmbH & Co. KG
 Klingenbergstraße 26
 D-32758 Detmold
 Germany

www.weidmueller.com

Technical data

Conductors for clamping (rated connection)

Gauge to IEC 60947-1	A1	Wire connection cross section AWG, max.	AWG 14
Connection direction	top	Stripping length	8 mm
Type of connection	PUSH IN	Number of connections	2
Clamping range, max.	1.5 mm ²	Clamping range, min.	0.14 mm ²
Blade size	0.4 x 2.0 mm	Wire connection cross section AWG, min.	AWG 26
Wire connection cross-section, finely stranded with wire-end ferrules DIN 46228/4, max.	1 mm ²	Wire connection cross-section, finely stranded with wire-end ferrules DIN 46228/4, min.	0.14 mm ²
Wire connection cross-section, finely stranded with wire-end ferrules DIN 46228/1, max.	1.5 mm ²	Wire connection cross-section, finely stranded with wire-end ferrules DIN 46228/1, min.	0.14 mm ²
Wire connection cross section, finely stranded, max.	1.5 mm ²	Wire connection cross section, finely stranded, min.	0.14 mm ²
Connection cross-section, stranded, max.	1.5 mm ²	Connection cross-section, stranded, min.	0.14 mm ²
Wire connection cross-section, solid core, max.	1.5 mm ²	Wire connection cross-section, solid core, min.	0.14 mm ²

General

Wire connection cross section AWG, max.	AWG 14	Wire connection cross section AWG, min.	AWG 26
Mounting rail	TS 35		

Rating data

Rated cross-section	1.5 mm ²	Rated voltage	500 V
Rated DC voltage	500 V	Nominal current	17.5 A
Current at maximum wires	17.5 A	Volume resistance according to IEC 60947-7-x	1.83 mΩ
Rated impulse withstand voltage	6 kV	Power loss in accordance with IEC 60947-7-x	0.56 W
Surge voltage category	III	Pollution severity	3

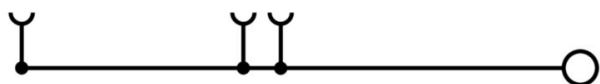
UL rating data

Conductor size Factory wiring max. (cURus)	14 AWG	Voltage size B (cURus)	300 V
Voltage size D (cURus)	600 V	Certificate No. (cURus)	E60693
Conductor size Field wiring min. (cURus)	26 AWG	Conductor size Factory wiring min. (cURus)	26 AWG
Current size B (cURus)	13 A	Voltage size C (cURus)	300 V
Current size C (cURus)	13 A	Current size D (cURus)	5 A
Conductor size Field wiring max. (cURus)	14 AWG		

Classifications

ETIM 8.0	EC000897	ETIM 9.0	EC000897
ETIM 10.0	EC000897	ECLASS 14.0	27-25-01-17
ECLASS 15.0	27-25-01-17		

Drawings




APGTB 1.5 FT 2C/1 DL BL

Weidmüller Interface GmbH & Co. KG
 Klingenbergstraße 26
 D-32758 Detmold
 Germany

www.weidmueller.com

Accessories

End bracket



Weidmüller's range of products includes end brackets that guarantee a permanent, reliable mounting on the terminal rail and prevent sliding. Versions with and without screws are available. The end brackets include marking options, also for group markers, and also a test plug holder.

General ordering data

Type	AEB 35 SCL/1 V0	Version
Order No.	2661280000	A-series, End bracket
GTIN (EAN)	4050118702163	
Qty.	20 ST	
Type	AEB 35 SCL/1 V0 BK	Version
Order No.	2661300000	A-series, End bracket
GTIN (EAN)	4050118702187	
Qty.	20 ST	
Type	AEB 35 SCL/1 V0 GY	Version
Order No.	2661290000	A-series, End bracket
GTIN (EAN)	4050118702170	
Qty.	20 ST	

End plates and partition plates



Partition plates and end plates are essential accessories for terminal blocks. Partition plates provide optical and electrical separation of different potentials and functional groups, increasing safety and ensuring a clear structure inside the control cabinet. End plates close the terminal block row on the sides, protect against contact with live parts, and ensure a clean, stable finish. Both components are precisely matched to the respective Weidmüller terminal block series, contributing to safe, compliant, and professional wiring.


General ordering data

Type	APP 1	Version
Order No.	2488970000	A-series, Partition plate
GTIN (EAN)	4050118499216	
Qty.	50 ST	

APGTB 1.5 FT 2C/1 DL BL

Weidmüller Interface GmbH & Co. KG
 Klingenbergstraße 26
 D-32758 Detmold
 Germany

www.weidmueller.com

Accessories
Plugs


The plugs for our WeiCoS-System are available for all different connection systems. The product range includes preassembled connectors from 1 to 10 poles and the possibility of an individual assembly. This ensures maximum flexibility for every application. The customized accessories increase the safety and protection against environmental influences.

General ordering data

Type	APGCE	Version
Order No.	1514490000	Coding element (terminal), Wemid, orange, Width: 3.3 mm
GTIN (EAN)	4050118321906	
Qty.	50 ST	

Testadapter and testsockets


Test adapters and test plugs are used for the electrical connection between terminal blocks and the test equipment. In this way, an electrical contact can be established in the wired state and measurements can be done easily.

General ordering data

Type	FZS 2/4 RT/80 SAKT4	Version
Order No.	1276300000	Plug (terminal), Plug-in connection, 2 mm ² , Number of connections: 2,
GTIN (EAN)	4008190026080	Number of poles: 1, Width: 9 mm
Qty.	20 ST	