

SAISGC-M-5A-4/9-M12-CG

Weidmüller Interface GmbH & Co. KG

Klingenbergstraße 26

D-32758 Detmold

Germany

www.weidmueller.com



Individual cable lengths are often required nowadays. In order to meet these demands, Weidmüller offers a wide range of plug-in connectors for custom assembly.

Male plugs and female socket for customisable assembly for M8, M12, M16 and 7/8" connections which are highly robust and ideally suited to machine engineering, for instance. The M12 plug-in connectors offer a choice of 5 different connection systems.

The crimp connection is characterised by high functional reliability. With this connection technology, the conductor is crimped to the contact and then engaged in the contact carrier. The connection between the conductor and crimp is vibration-resistant and boasts long-term stability. Crimp contacts are to be ordered separately.

General ordering data

Version	Field attachable connector, M12
Order No.	2672410000
Type	SAISGC-M-5A-4/9-M12-CG
GTIN (EAN)	4050118765274
Qty.	1 items

SAISGC-M-5A-4/9-M12-CG

Weidmüller Interface GmbH & Co. KG

Klingenbergstraße 26

D-32758 Detmold

Germany

www.weidmueller.com

Technical data

Approvals

ROHS	Conform
------	---------

Dimensions and weights

Diameter	15 mm	Net weight	19.5 g
----------	-------	------------	--------

Environmental Product Compliance

RoHS Compliance Status	Compliant with exemption
RoHS Exemption (if applicable/known)	6c
REACH SVHC	Lead 7439-92-1
SCIP	ebf89fc8-a87f-4691-b87a-dfb9921774b4

Technical data customisable plug-in connectors

Number of poles	5	Coding	A-coded
Contact surface	Gold-plated	LED	No
Type of connection	Crimp connection	Housing main material	Cu alloy Ni plated
Cable diameter, max.	9 mm	Cable diameter, min.	4 mm
Conductor cross-section, max.	0.82 mm ²	Conductor cross-section, min.	0.08 mm ²
Nominal voltage	50 V	Nominal current	4 A
Protection degree	IP67, when screwed in	Plugging cycles	≥ 250
Pollution severity	3	Gender of contact	Male
Shield connection	Yes	Threaded ring material	Brass, nickel-plated
Temperature range of housing	-40 ... +85 °C		

General Info

Number of poles	5	Connection 1	M12
Connection 2	Crimp	Housing main material	Cu alloy Ni plated
Connection thread	M12	Contact surface	Gold-plated
Wire connection cross section, finely stranded, min.	0.08 mm ²	Wire connection cross section, finely stranded, max.	0.82 mm ²
Wire cross-section, solid, min.	0.08 mm ²	Wire cross-section, solid, max.	0.82 mm ²
Protection degree	IP67, when screwed in	Plugging cycles	≥ 250

Standards

Connector standard	IEC 61076-2-101	Fire safety for railway vehicles	EN 45545 HL3
Shock and vibration proof according to	EN 50155:2001, DIN EN 61373		

Classifications

ETIM 8.0	EC002635	ETIM 9.0	EC002635
ETIM 10.0	EC002635	ECLASS 14.0	27-44-01-16
ECLASS 15.0	27-44-01-16		

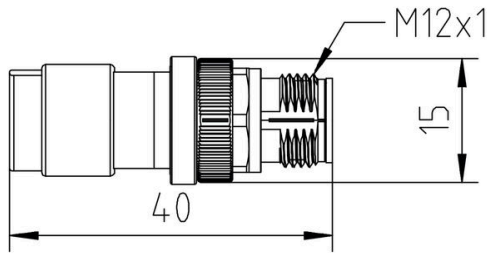
SAISGC-M-5A-4/9-M12-CG

Weidmüller Interface GmbH & Co. KG
 Klingenbergstraße 26
 D-32758 Detmold
 Germany


www.weidmueller.com

Drawings

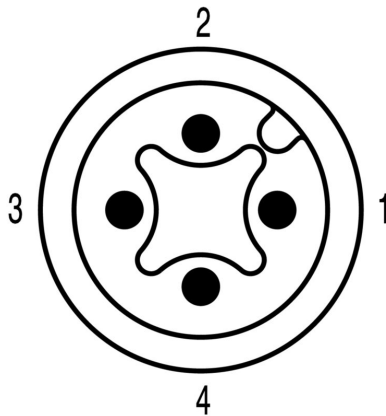
Dimensioned drawing



Dimensioned drawing



Pole scheme



Derating curve

1 = Wire gauge 0.34 mm² /
0.5 mm²

