

## AITB 2.5 BB N-L-PE

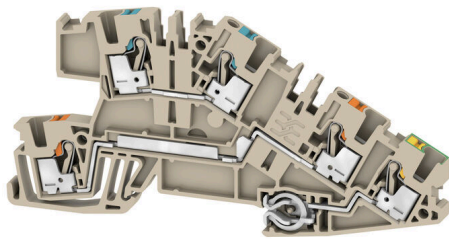
**Weidmüller Interface GmbH & Co. KG**

Klingenbergstraße 26

D-32758 Detmold

Germany

[www.weidmueller.com](http://www.weidmueller.com)



### Building installation wiring

For building installations, we offer a complete system that revolves around the 10×3 copper rail and comprises perfectly coordinated components: from installation terminal blocks, neutral conductor terminal blocks and distribution terminal blocks to comprehensive accessories such as busbars and busbar holders.

### General ordering data

Version	Multi level installation terminal block, PUSH IN, dark beige, 2.5 mm <sup>2</sup> , 24 A, 250 V, Number of connections: 5, Number of levels: 3
Order No.	<a href="#">2668940000</a>
Type	AITB 2.5 BB N-L-PE
GTIN (EAN)	4064675030522
Qty.	50 items

## AITB 2.5 BB N-L-PE

Weidmüller Interface GmbH & Co. KG  
Klingenbergstraße 26  
D-32758 Detmold  
Germany

www.weidmueller.com

## Technical data

## Approvals

Approvals



ROHS Conform

## Dimensions and weights

Depth	50.1 mm	Depth (inches)	1.9724 inch
Height	103 mm	Height (inches)	4.0551 inch
Width	5.1 mm	Width (inches)	0.2008 inch
Net weight	18.76 g		

## Temperatures

Storage temperature	-25 °C...55 °C	Ambient temperature	-5 °C...40 °C
Continuous operating temp., min.	-60 °C	Continuous operating temp., max.	130 °C

## Environmental Product Compliance

RoHS Compliance Status	Compliant without exemption
REACH SVHC	No SVHC above 0.1 wt%

## Material data

Basic material	Wemid	Colour	dark beige
Colour of operational elements	orange	UL 94 flammability rating	V-0

## System specifications

End cover plate required	Yes	Number of potentials	3
Number of levels	3	Number of clamping points per level	2
Levels cross-connected internally	Yes	Mounting rail	TS 35
N-function	No	PE function	Yes
PEN function	No		

## Additional technical data

Open sides	right	Snap-on	Yes
Type of mounting	Snap-on		

## Conductors for clamping (rated connection)

Gauge to IEC 60947-1	A3
Wire connection cross section AWG, max.	AWG 12
Connection direction	top
Stripping length	10 mm
Type of connection 2	PUSH IN
Type of connection	PUSH IN
Number of connections	5
Clamping range, max.	4 mm <sup>2</sup>
Clamping range, min.	0.14 mm <sup>2</sup>
Blade size	0.6 x 3.5 mm

## AITB 2.5 BB N-L-PE

**Weidmüller Interface GmbH & Co. KG**  
 Klingenbergstraße 26  
 D-32758 Detmold  
 Germany

### Technical data

www.weidmueller.com

Wire connection cross section AWG, min.	AWG 28			
Wire connection cross-section, finely stranded with wire-end ferrules DIN 46228/4, max.	2.5 mm <sup>2</sup>			
Wire connection cross-section, finely stranded with wire-end ferrules DIN 46228/4, min.	0.14 mm <sup>2</sup>			
Wire connection cross-section, finely stranded with wire-end ferrules DIN 46228/1, max.	4 mm <sup>2</sup>			
Wire connection cross-section, finely stranded with wire-end ferrules DIN 46228/1, min.	0.14 mm <sup>2</sup>			
Wire connection cross section, finely stranded, max.	4 mm <sup>2</sup>			
Wire connection cross section, finely stranded, min.	0.14 mm <sup>2</sup>			
Connection cross-section, stranded, max.	4 mm <sup>2</sup>			
Connection cross-section, stranded, min.	0.14 mm <sup>2</sup>			
Twin wire-end ferrules, max.	0.75 mm <sup>2</sup>			
Twin wire-end ferrules, min.	0.5 mm <sup>2</sup>			
Wire connection cross-section, solid core, max.	4 mm <sup>2</sup>			
Wire connection cross-section, solid core, min.	0.14 mm <sup>2</sup>			
Tube length for wire-end ferrule with plastic collar DIN 46228/4	Tube length	min.	6 mm	
		max.	8 mm	
	Cross-section for conductor connection	min.	0.14 mm <sup>2</sup>	
		max.	0.34 mm <sup>2</sup>	
	Tube length	min.	6 mm	
		max.	12 mm	
Cross-section for conductor connection	min.	0.5 mm <sup>2</sup>		
	max.	1 mm <sup>2</sup>		
Tube length for twin wire-end ferrule	Tube length	min.	8 mm	
		max.	12 mm	
	Cross-section for conductor connection	min.	0.5 mm <sup>2</sup>	
		max.	0.75 mm <sup>2</sup>	
	Tube length for wire-end ferrule without plastic collar DIN 46228/1	Tube length	nominal	5 mm
			min.	6 mm
Cross-section for conductor connection		nominal	0.25 mm <sup>2</sup>	
		min.	0.5 mm <sup>2</sup>	
Tube length		min.	7 mm	
		max.	12 mm	
Cross-section for conductor connection	min.	1.5 mm <sup>2</sup>		
	max.	2.5 mm <sup>2</sup>		

### General

Wire connection cross section AWG, max.	AWG 12	Wire connection cross section AWG, min.	AWG 28
Standards	IEC 60947-7-1 (-7-2)	Mounting rail	TS 35

## AITB 2.5 BB N-L-PE

**Weidmüller Interface GmbH & Co. KG**  
 Klingenbergstraße 26  
 D-32758 Detmold  
 Germany

[www.weidmueller.com](http://www.weidmueller.com)

## Technical data



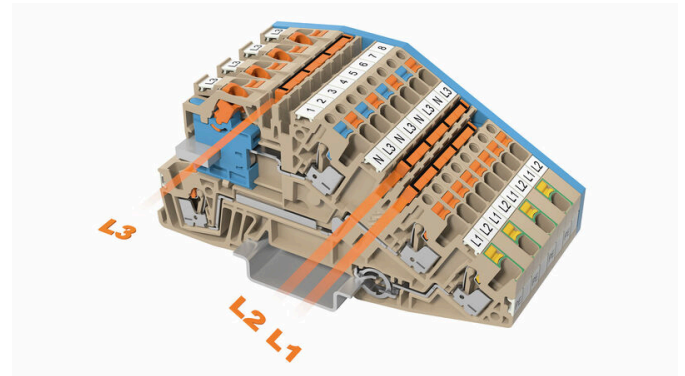
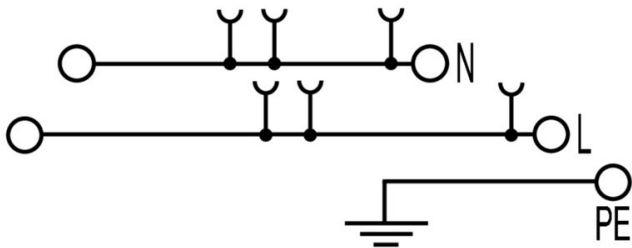
### Rating data

Rated cross-section	2.5 mm <sup>2</sup>	Rated voltage	250 V
Rated DC voltage	250 V	Nominal current	24 A
Current at maximum wires	27 A	Standards	IEC 60947-7-1 (-7-2)
Volume resistance according to IEC 60947-7-x	1.33 mΩ	Rated impulse withstand voltage	4 kV
Power loss in accordance with IEC 60947-7-x	0.77 W	Rated voltage (L / L)	400 V
Rated voltage (L / N)	250 V	Rated voltage (L / PE)	250 V
Surge voltage category	III	Pollution severity	3

### Classifications

ETIM 8.0	EC001329	ETIM 9.0	EC001329
ETIM 10.0	EC001329	ECLASS 14.0	27-25-01-10
ECLASS 15.0	27-25-01-10		

Drawings



## AITB 2.5 BB N-L-PE

**Weidmüller Interface GmbH & Co. KG**  
 Klingenbergstraße 26  
 D-32758 Detmold  
 Germany

[www.weidmueller.com](http://www.weidmueller.com)

## Accessories

### End plates and partition plates



Partition plates and end plates are essential accessories for terminal blocks. Partition plates provide optical and electrical separation of different potentials and functional groups, increasing safety and ensuring a clear structure inside the control cabinet. End plates close the terminal block row on the sides, protect against contact with live parts, and ensure a clean, stable finish. Both components are precisely matched to the respective Weidmüller terminal block series, contributing to safe, compliant, and professional wiring.

#### General ordering data

Type	AEP ITB 2.5 BB	Version
Order No.	<a href="#">2668960000</a>	A-series, End plate
GTIN (EAN)	4064675030546	
Qty.	20 ST	
Type	APP ITB 2.5 BB BL	Version
Order No.	<a href="#">2668970000</a>	A-series, Partition plate
GTIN (EAN)	4064675030553	
Qty.	20 ST	

### End bracket



Weidmüller's range of products includes end brackets that guarantee a permanent, reliable mounting on the terminal rail and prevent sliding. Versions with and without screws are available. The end brackets include marking options, also for group markers, and also a test plug holder.

#### General ordering data

Type	AEB 35 SC/1	Version
Order No.	<a href="#">1991920000</a>	A-series, End bracket
GTIN (EAN)	4050118376722	
Qty.	50 ST	
Type	AEB 35 SCL/1 V0	Version
Order No.	<a href="#">2661280000</a>	A-series, End bracket
GTIN (EAN)	4050118702163	
Qty.	20 ST	

## AITB 2.5 BB N-L-PE

**Weidmüller Interface GmbH & Co. KG**

Klingenbergstraße 26  
D-32758 Detmold  
Germany

www.weidmueller.com

## Accessories

### Testadapter and testsockets



Test adapters and test plugs are used for the electrical connection between terminal blocks and the test equipment. In this way, an electrical contact can be established in the wired state and measurements can be done easily.

### General ordering data

Type	ATPG 1.5-10 L	Version
Order No.	<a href="#">1991890000</a>	Test adapter (terminal), 1.5 mm <sup>2</sup> , 250 V, 0.2 A
GTIN (EAN)	4050118376647	
Qty.	50 ST	
Type	ATPG 2.5 MI-R	Version
Order No.	<a href="#">1991960000</a>	Test adapter (terminal), 1.5 mm <sup>2</sup> , 250 V, 0.2 A
GTIN (EAN)	4050118376685	
Qty.	50 ST	
Type	ATPG 2.5/3	Version
Order No.	<a href="#">2041190000</a>	Test adapter (terminal), 1.5 mm <sup>2</sup> , 250 V, 0.2 A
GTIN (EAN)	4050118409604	
Qty.	25 ST	
Type	ATPG 2.5/5	Version
Order No.	<a href="#">2041180000</a>	Test adapter (terminal), 1.5 mm <sup>2</sup> , 250 V, 0.2 A
GTIN (EAN)	4050118409505	
Qty.	25 ST	

### Additional accessories



No task is too small when creating the perfect solution. Connections form just one part of the overall process. Small details are often the key to the perfect solution in applications where potentials are tested, grouped or even isolated.

A system is not a system without small but essential details:

- Test plugs ensure reliable pick-up from diagnostic sockets

In tandem with the manufacturing process and application.

### General ordering data

Type	PS 2.0 MC	Version
Order No.	<a href="#">0310000000</a>	PCB plug-in connector, Accessories, Test plug, red, Number of poles:
GTIN (EAN)	4008190000059	1
Qty.	20 ST	

## AITB 2.5 BB N-L-PE

**Weidmüller Interface GmbH & Co. KG**  
 Klingenbergstraße 26  
 D-32758 Detmold  
 Germany

www.weidmueller.com

## Accessories

### Busbars



With our bus bars in various materials and the associated accessories, you can connect cables in the smallest installation space. Depending on the application, potentials can be collected, distributed or dissipated.

### General ordering data

Type	SSCH 10X3X1000 CU/SN	Version	
Order No.	<a href="#">0348900000</a>	Busbar (terminal), silver, Height: 1000 mm, Depth: 3 mm, Copper	
GTIN (EAN)	4008190024802		
Qty.	25 M		

### Plus



The Dekafix (DEK) marker is the universal marker for all conductor and plug-in connectors as well as for electronic sub-assemblies. The system is ideal for short number sequences and covers a wide range of ready-printed markers.

Strips for fast installation in only one work step. The printing is easy to read, rich in contrast and available in various widths.

- Large range of ready-to-use markers
  - Strips for fast installation
  - Terminal markers, suitable for all Weidmüller cable connectors
  - Available as blank MultiCard or with standard printing
- For custom printing: Please send us a file of our labeling software M-Print PRO or M-Print PRO Online (without installation) for your labeling specifications.

### General ordering data

Type	DEK 5/5 PLUS MC NE WS	Version	
Order No.	<a href="#">1854490000</a>	Dekafix, Terminal marker, 5 x 5 mm, Pitch in mm (P): 5.00	
GTIN (EAN)	4032248393596	Weidmueller, white	
Qty.	1000 ST		

### Slotted screwdriver



VDE insulated screwdriver sets, for working on live parts up to 1000 V AC and 1500 V DC, DIN EN 60900. IEC 900. Each piece is "GS" safety tested. Blade made from fully hardened, high-alloy chromium-vanadium-molybdenum steel, gun-metal finish.

## AITB 2.5 BB N-L-PE

**Weidmüller Interface GmbH & Co. KG**  
 Klingenbergstraße 26  
 D-32758 Detmold  
 Germany

www.weidmueller.com

## Accessories

### General ordering data

Type	SDIS SLIM 0.6X3.5X100	Version	
Order No.	<a href="#">2749610000</a>	Mounting tool, Blade width (B): 3.5 mm, Blade length: 100 mm, Blade	
GTIN (EAN)	4050118896350	thickness (A): 0.6 mm	
Qty.	1 ST		

### End bracket



Weidmüller's range of products includes end brackets that guarantee a permanent, reliable mounting on the terminal rail and prevent sliding. Versions with and without screws are available. The end brackets include marking options, also for group markers, and also a test plug holder.

### General ordering data

Type	AEB 35 SCL/1 V0 BK	Version	
Order No.	<a href="#">2661300000</a>	A-series, End bracket	
GTIN (EAN)	4050118702187		
Qty.	20 ST		
Type	AEB 35 SCL/1 V0 GY	Version	
Order No.	<a href="#">2661290000</a>	A-series, End bracket	
GTIN (EAN)	4050118702170		
Qty.	20 ST		

### DEK 5/5



#### WS/ DEK

MultiMark terminal markers use an innovative composite material made from two components. The hard base contour of the marker snaps securely into the connector. The elastic surface finish makes the marker easy to mount. This specially punched material enables the strips to be stretched to accommodate the slight variations in spacing that tend to add up, especially with long terminal blocks. Another advantage: the excellent printability of the surface material guarantees durable and wear-resistant labelling. A print resolution of 300 dpi also produces a very legible script.

Your benefits with MultiMark

- Firm hold and durable printing
- Continuous strips save installation time
- Easy mounting thanks to an innovative composite material
- Large label field for optimal legibility
- High flexibility thanks to manufacturer independence

## AITB 2.5 BB N-L-PE

**Weidmüller Interface GmbH & Co. KG**  
 Klingenbergstraße 26  
 D-32758 Detmold  
 Germany

www.weidmueller.com

## Accessories

## General ordering data

Type	DEK 5/5 MM WS	Version	
Order No.	<a href="#">2007110000</a>	Dekafix, Terminal marker, 5 x 5 mm, Weidmueller, white	
GTIN (EAN)	4050118391862		
Qty.	800 ST		

## Cross-connections



The distribution or multiplication of a potential to adjoining terminal blocks is realized via a cross-connection. Additional wiring effort can be easily avoided. Even if the poles are broken out, contact reliability in the terminal blocks is still ensured. Our portfolio offers pluggable and screwable cross-connection systems for modular terminal blocks.

## General ordering data

Type	ZQV 2.5N/10	Version	
Order No.	<a href="#">1527690000</a>	Cross-connector (terminal), Plugged, orange, 24 A, Number of poles: 10, Pitch in mm (P): 5.10, Insulated: Yes, Width: 48.7 mm	
GTIN (EAN)	4050118447989		
Qty.	20 ST		
Type	ZQV 2.5N/2	Version	
Order No.	<a href="#">1527540000</a>	Cross-connector (terminal), Plugged, orange, 24 A, Number of poles: 2, Pitch in mm (P): 5.10, Insulated: Yes, Width: 7.9 mm	
GTIN (EAN)	4050118448467		
Qty.	60 ST		
Type	ZQV 2.5N/20	Version	
Order No.	<a href="#">1527720000</a>	Cross-connector (terminal), Plugged, orange, 24 A, Number of poles: 20, Pitch in mm (P): 5.10, Insulated: Yes, Width: 102 mm	
GTIN (EAN)	4050118447972		
Qty.	20 ST		
Type	ZQV 2.5N/3	Version	
Order No.	<a href="#">1527570000</a>	Cross-connector (terminal), Plugged, orange, 24 A, Number of poles: 3, Pitch in mm (P): 5.10, Insulated: Yes, Width: 13 mm	
GTIN (EAN)	4050118448450		
Qty.	60 ST		
Type	ZQV 2.5N/4	Version	
Order No.	<a href="#">1527590000</a>	Cross-connector (terminal), Plugged, orange, 24 A, Number of poles: 4, Pitch in mm (P): 5.10, Insulated: Yes, Width: 18.1 mm	
GTIN (EAN)	4050118448443		
Qty.	60 ST		
Type	ZQV 2.5N/5	Version	
Order No.	<a href="#">1527620000</a>	Cross-connector (terminal), Plugged, orange, 24 A, Number of poles: 5, Pitch in mm (P): 5.10, Insulated: Yes, Width: 23.2 mm	
GTIN (EAN)	4050118448436		
Qty.	20 ST		
Type	ZQV 2.5N/50	Version	
Order No.	<a href="#">1527730000</a>	Cross-connector (terminal), Plugged, orange, 24 A, Number of poles: 50, Pitch in mm (P): 5.10, Insulated: Yes, Width: 255 mm	
GTIN (EAN)	4050118411362		
Qty.	5 ST		
Type	ZQV 2.5N/6	Version	
Order No.	<a href="#">1527630000</a>	Cross-connector (terminal), Plugged, orange, 24 A, Number of poles: 6, Pitch in mm (P): 5.10, Insulated: Yes, Width: 28.3 mm	
GTIN (EAN)	4050118448429		
Qty.	20 ST		

## AITB 2.5 BB N-L-PE

**Weidmüller Interface GmbH & Co. KG**  
 Klingenbergstraße 26  
 D-32758 Detmold  
 Germany


www.weidmueller.com

## Accessories

Type	ZQV 2.5N/7	Version
Order No.	<a href="#">1527640000</a>	Cross-connector (terminal), Plugged, orange, 24 A, Number of poles:
GTIN (EAN)	4050118448412	7, Pitch in mm (P): 5.10, Insulated: Yes, Width: 33.4 mm
Qty.	20 ST	
Type	ZQV 2.5N/8	Version
Order No.	<a href="#">1527670000</a>	Cross-connector (terminal), Plugged, orange, 24 A, Number of poles:
GTIN (EAN)	4050118448405	8, Pitch in mm (P): 5.10, Insulated: Yes, Width: 38.5 mm
Qty.	20 ST	
Type	ZQV 2.5N/9	Version
Order No.	<a href="#">1527680000</a>	Cross-connector (terminal), Plugged, orange, 24 A, Number of poles:
GTIN (EAN)	4050118447996	9, Pitch in mm (P): 5.10, Insulated: Yes, Width: 43.6 mm
Qty.	20 ST	

## Warning cover

Warning covers with a flash symbol provide more safety for man and machine. They are used where external voltage must be indicated within the application.




## General ordering data

Type	AAM 2.5 YE FLASH	Version
Order No.	<a href="#">2635550000</a>	A-series, Terminal marker, 8 x 5.1 mm, Pitch in mm (P): 5.00 yellow
GTIN (EAN)	4050118674095	
Qty.	40 ST	

## Installation terminal blocks

**Building installation wiring**  
 For building installations, we offer a complete system that revolves around the 10×3 copper rail and comprises perfectly coordinated components: from installation terminal blocks, neutral conductor terminal blocks and distribution terminal blocks to comprehensive accessories such as busbars and busbar holders.



## General ordering data

Type	AITB 16 BB NLO BL	Version
Order No.	<a href="#">2669140000</a>	Multi level installation terminal block, PUSH IN, blue, 16 mm <sup>2</sup> , 76 A,
GTIN (EAN)	4064675266372	1000 V, Number of connections: 2, Number of levels: 1
Qty.	20 ST	

## AITB 2.5 BB N-L-PE

**Weidmüller Interface GmbH & Co. KG**  
Klingenbergstraße 26  
D-32758 Detmold  
Germany

[www.weidmueller.com](http://www.weidmueller.com)

## Accessories

### Testadapter and testsockets



Test adapters and test plugs are used for the electrical connection between terminal blocks and the test equipment. In this way, an electrical contact can be established in the wired state and measurements can be done easily.

### General ordering data

Type	FZS 2/4 RT/80 SAKT4	Version	
Order No.	<a href="#">1276300000</a>	Plug (terminal), Plug-in connection, 2 mm <sup>2</sup> , Number of connections: 2,	
GTIN (EAN)	4008190026080	Number of poles: 1, Width: 9 mm	
Qty.	20 ST		