


LMF 7.50/02/90 3.5SN OR BX

Weidmüller Interface GmbH & Co. KG
 Klingenbergstraße 26
 D-32758 Detmold
 Germany

www.weidmueller.com

Product image



The innovative quick connector - simple, safe and economical:

PCB terminals with spring connection and direct PUSH IN technology. A milestone in connection technology.

Amazingly simple and simply amazing in practice:

- Connect and easily detach solid wires or wires with wire-end ferrules without using tools
- Processed automatically in the reflow or vapour phase
- Potentials and clamping points marked clearly by coloured push buttons

World-class design-in and processing phases, and suitable for a vast range of applications.

General ordering data

Version	Printed circuit board terminals, 7.50 mm, Number of poles: 2, 90°, Solder pin length (l): 3.5 mm, tinned, orange, PUSH IN with push button, Clamping range, max. : 2.5 mm ² , Box
Order No.	2667910000
Type	LMF 7.50/02/90 3.5SN OR BX
GTIN (EAN)	4050118804522
Qty.	100 items
Product data	IEC: 1000 V / 24 A / 0.5 - 2.5 mm ² UL: 300 V / 20 A / AWG 24 - AWG 12
Packaging	Box

LMF 7.50/02/90 3.5SN OR BX

Weidmüller Interface GmbH & Co. KG
Klingenbergstraße 26
D-32758 Detmold
Germany

www.weidmueller.com

Technical data

Approvals

Approvals



ROHS	Conform
UL File Number Search	UL Website
Certificate No. (cURus)	E60693

Dimensions and weights

Depth	19.2 mm	Depth (inches)	0.7559 inch
Height	18.3 mm	Height (inches)	0.7205 inch
Height of lowest version	14.8 mm	Width	15.2 mm
Width (inches)	0.5984 inch	Net weight	3.49 g

Environmental Product Compliance

RoHS Compliance Status	Compliant without exemption
REACH SVHC	No SVHC above 0.1 wt%

System parameters

Product family	OMNIMATE Signal - series LMF	Wire connection method	PUSH IN with push button
Mounting onto the PCB	THT solder connection	Conductor outlet direction	90°
Pitch in mm (P)	7.50 mm	Pitch in inches (P)	0.295 "
Number of poles	2	Pin series quantity	1
Number of rows	1	Solder pin length (l)	3.5 mm
Solder pin dimensions	d = 0.8 mm	Solder eyelet hole diameter (D)	1.1 mm
Solder eyelet hole diameter tolerance (D)+	0,1 mm	Number of solder pins per pole	2
Screwdriver blade	0.6 x 3.5	Screwdriver blade standard	DIN 5264
Stripping length	10 mm	L1 in mm	7.50 mm
Touch-safe protection acc. to DIN VDE 0470	IP 20	Touch-safe protection acc. to DIN VDE 57 106	Safe from finger touch
Protection degree	IP20		

Material data

Insulating material	Wemid (PA)	Colour	orange
Colour of operational elements	black	Colour chart (similar)	RAL 2000
Comparative Tracking Index (CTI)	≥ 600	Moisture Level (MSL)	
UL 94 flammability rating	V-0	Contact material	Cu-alloy
Contact surface	tinned	Coating	4-6 µm SN
Tinning type	mat	Storage temperature, min.	-40 °C
Storage temperature, max.	70 °C	Operating temperature, min.	-50 °C
Operating temperature, max.	120 °C	Temperature range, installation, min.	-25 °C
Temperature range, installation, max.	120 °C		

Conductors suitable for connection

Clamping range, min.	0.12 mm ²	Clamping range, max.	2.5 mm ²
Wire connection cross section AWG, min.	AWG 24	Wire connection cross section AWG, max.	AWG 12
Solid, min. H05(07) V-U	0.5 mm ²	Solid, max. H05(07) V-U	2.5 mm ²
Flexible, min. H05(07) V-K	0.25 mm ²	Flexible, max. H05(07) V-K	2.5 mm ²

LMF 7.50/02/90 3.5SN OR BX

Weidmüller Interface GmbH & Co. KG

Klingenbergstraße 26
D-32758 Detmold
Germany

www.weidmueller.com

Technical data

w. plastic collar ferrule, DIN 46228 pt 4, 0.25 mm² min.

w. wire end ferrule, DIN 46228 pt 1, 0.25 mm² min.

Reference text

Length of ferrules is to be chosen depending on the product and the rated voltage., The outside diameter of the plastic collar should not be larger than the pitch (P)

w. plastic collar ferrule, DIN 46228 pt 4, 2.5 mm² max.

w. wire end ferrule, DIN 46228 pt 1, 2.5 mm² max.

Rated data acc. to IEC

tested acc. to standard IEC 60664-1, IEC 60947-7-4

Rated current, max. number of poles (Tu=20°C) 24 A

Rated current, max. number of poles (Tu=40°C) 24 A

Rated voltage for surge voltage class / pollution degree III/2 600 V

Rated impulse voltage for surge voltage class/ pollution degree II/2 6 kV

Rated impulse voltage for surge voltage class/ contamination degree III/3 6 kV

Rated current, min. number of poles (Tu=20°C) 24 A

Rated current, min. number of poles (Tu=40°C) 24 A

Rated voltage for surge voltage class / pollution degree II/2 1000 V

Rated voltage for surge voltage class / pollution degree III/3 500 V

Rated impulse voltage for surge voltage class/ pollution degree III/2 6 kV

Short-time withstand current resistance 3 x 1s with 120 A

Rated data acc. to CSA

Institute (CSA) CSA

Rated voltage (Use group B / CSA) 300 V

Rated current (Use group B / CSA) 20 A

Wire cross-section, AWG, min. AWG 24

Reference to approval values Specifications are maximum values, details - see approval certificate.

Certificate No. (CSA) 200039-1815154

Rated voltage (Use group D / CSA) 300 V

Rated current (Use group D / CSA) 10 A

Wire cross-section, AWG, max. AWG 12

Rated data acc. to UL 1059

Institute (cURus) CURUS

Rated voltage (Use group B / UL 1059) 300 V

Rated current (Use group B / UL 1059) 20 A

Wire cross-section, AWG, min. AWG 24

Reference to approval values Specifications are maximum values, details - see approval certificate.

Certificate No. (cURus) E60693

Rated voltage (Use group D / UL 1059) 300 V

Rated current (Use group D / UL 1059) 10 A

Wire cross-section, AWG, max. AWG 12

Packing

Packaging Box VPE length 350.00 mm

VPE width 139.00 mm VPE height 31.00 mm

Type tests

Test: Durability of markings	Standard	IEC 61984 section 6.2 and 7.3.2 / 10.11
	Test	mark of origin, type identification, approval marking UL, approval marking CSA, durability available
	Evaluation	available

Test: Clampable cross section	Conductor type	Type of conductor and conductor cross-section	solid 0.2 mm ²
-------------------------------	----------------	---	---------------------------

LMF 7.50/02/90 3.5SN OR BX

Weidmüller Interface GmbH & Co. KG
 Klingenbergstraße 26
 D-32758 Detmold
 Germany

www.weidmueller.com

Technical data

		Type of conductor and conductor cross-section	solid 2.5 mm ²
		Type of conductor and conductor cross-section	stranded 0.2 mm ²
		Type of conductor and conductor cross-section	flexible 4 mm ²
		Type of conductor and conductor cross-section	AWG 12/7
		Type of conductor and conductor cross-section	AWG 24/11
	Evaluation	passed	
Test for damage to and accidental loosening of conductors	Standard	IEC 60999-1 section 9.4 / 11.99	
	Requirement	0.2 kg	
	Conductor type	Type of conductor and conductor cross-section	solid 0.2 mm ²
		Type of conductor and conductor cross-section	stranded 0.2 mm ²
	Evaluation	passed	
	Requirement	0.7 kg	
	Conductor type	Type of conductor and conductor cross-section	solid 2.5 mm ²
		Evaluation	passed
	Requirement	0,9 kg	
	Conductor type	Type of conductor and conductor cross-section	flexible 4 mm ²
Evaluation		passed	
Pull-out test	Standard	IEC 60999-1 section 9.5 / 11.99	
	Requirement	≥10 N	
	Conductor type	Type of conductor and conductor cross-section	solid 0.2 mm ²
		Type of conductor and conductor cross-section	stranded 0.2 mm ²
	Evaluation	passed	
	Requirement	≥50 N	
	Conductor type	Type of conductor and conductor cross-section	solid 2.5 mm ²
		Evaluation	passed
	Requirement	≥ 60 N	
	Conductor type	Type of conductor and conductor cross-section	flexible 4 mm ²
Evaluation		passed	

Important note

IPC conformity

Conformity: The products are developed, manufactured and delivered according international recognized standards and norms and comply with the assured properties in the data sheet resp. fulfill decorative properties in accordance with IPC-A-610 "Class 2". Further claims on the products can be evaluated on request.

Notes

- Additional variants on request
- Rated current related to rated cross-section & min. No. of poles.

LMF 7.50/02/90 3.5SN OR BX

Weidmüller Interface GmbH & Co. KG
Klingenbergstraße 26
D-32758 Detmold
Germany

www.weidmueller.com

Technical data

- Wire end ferrule without plastic collar to DIN 46228/1
- Wire end ferrule with plastic collar to DIN 46228/4
- P on drawing = pitch
- Rated data refer only to the component itself. Clearance and creepage distances to other components are to be designed in accordance with the relevant application standards.
- The test point can only be used as potential-pickup point.
- Long term storage of the product with average temperature of 50 °C and maximum humidity 70%, 36 months

Classifications

ETIM 8.0	EC002643	ETIM 9.0	EC002643
ETIM 10.0	EC002643	ECLASS 14.0	27-46-01-01
ECLASS 15.0	27-46-01-01		


LMF 7.50/02/90 3.5SN OR BX

Weidmüller Interface GmbH & Co. KG
 Klingenbergstraße 26
 D-32758 Detmold
 Germany

www.weidmueller.com

Drawings

Product image



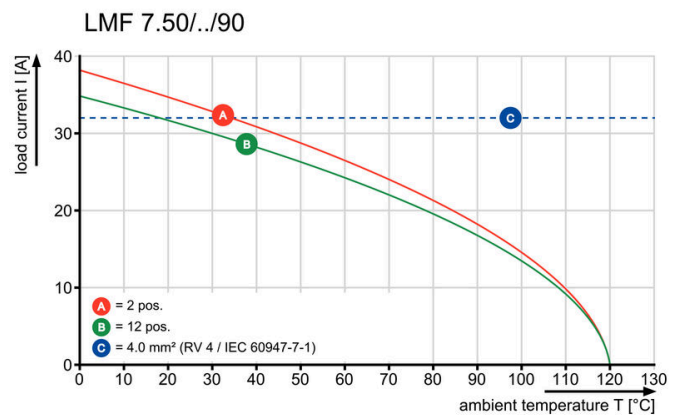
Dimensional drawing



Derating curve



Derating curve



Product benefits



Product benefits



Product benefits



Product benefits

