


A2C 50/70 3FT-N-FE**Weidmüller Interface GmbH & Co. KG**

Klingenbergstraße 26

D-32758 Detmold

Germany

www.weidmueller.com

More and more components need to be housed within a confined space, in switchgear and panels. As part of the power feed-in, connecting conductors is becoming increasingly challenging, especially for large cross-sections. Our comprehensive range of connection solutions also enables convenient wiring in challenging space conditions. The compact design and the combination of many practical handling benefits make the supply of power to switchgear and panels simple, efficient, and space-saving.

General ordering data

Version	Feed-through terminal, PUSH IN, 50 mm ² , 1000 V, 150 A, dark beige
Order No.	2663290000
Type	A2C 50/70 3FT-N-FE
GTIN (EAN)	4050118896107
Qty.	1 items

A2C 50/70 3FT-N-FE

Weidmüller Interface GmbH & Co. KG
Klingenbergstraße 26
D-32758 Detmold
Germany

www.weidmueller.com

Technical data

Approvals

Approvals



ROHS Conform

UL File Number Search [UL Website](#)

Certificate No. (cURus) E60693

Dimensions and weights

Depth	80.5 mm	Depth (inches)	3.1693 inch
Height	101.5 mm	Height (inches)	3.9961 inch
Width	100 mm	Width (inches)	3.937 inch
Net weight	582 g		

Temperatures

Storage temperature	-25 °C...55 °C	Ambient temperature	-5 °C...40 °C
Continuous operating temp., min.	-60 °C	Continuous operating temp., max.	130 °C

Environmental Product Compliance

RoHS Compliance Status	Compliant without exemption
REACH SVHC	No SVHC above 0.1 wt%

Material data

Basic material	Wemid	Colour	dark beige
Colour of operational elements	orange	UL 94 flammability rating	V-0

System specifications

End cover plate required	No	Number of potentials	5
Number of levels	1	Number of clamping points per level	10
Number of potentials per tier	5	Levels cross-connected internally	No
Mounting rail	TS 35	N-function	Yes
PE function	No	PEN function	No

Additional technical data

Open sides	closed	Snap-on	Yes
Type of fixing	TS 35	Explosion-tested version	Yes
Type of mounting	TS 35		

CSA rating data

Voltage size C (CSA)	1000 V	Current size C (CSA)	175 A
Certificate No. (CSA)	200039-80069332	Voltage size B (CSA)	1000 V
Current size B (CSA)	175 A	Voltage size D (CSA)	600 V
Current size D (CSA)	5 A	Wire cross section min. (CSA)	8 AWG

Conductors for clamping (additional connection)

Connection type, additional connection PUSH IN

A2C 50/70 3FT-N-FE

Weidmüller Interface GmbH & Co. KG
 Klingenbergstraße 26
 D-32758 Detmold
 Germany

www.weidmueller.com

Technical data

Conductors for clamping (rated connection)

Wire connection cross section AWG, max.	AWG 2/0	Connection direction	on side
Stripping length	30 mm	Type of connection	PUSH IN
Number of connections	10	Clamping range, max.	70 mm ²
Clamping range, min.	10 mm ²	Blade size	1.0 x 5.5 mm
Wire connection cross section AWG, min.	AWG 8	Wire connection cross-section, finely stranded with wire-end ferrules DIN 46228/4, max.	50 mm ²
Wire connection cross-section, finely stranded with wire-end ferrules DIN 46228/4, min.	10 mm ²	Wire connection cross-section, finely stranded with wire-end ferrules DIN 46228/1, max.	50 mm ²
Wire connection cross-section, finely stranded with wire-end ferrules DIN 46228/1, min.	10 mm ²	Wire connection cross section, finely stranded, max.	70 mm ²
Wire connection cross section, finely stranded, min.	10 mm ²	Connection cross-section, stranded, max.	70 mm ²
Connection cross-section, stranded, min.	10 mm ²	Twin wire-end ferrules, max.	10 mm ²
Twin wire-end ferrules, min.	4 mm ²	Wire connection cross-section, solid core, max.	16 mm ²
Wire connection cross-section, solid core, min.	10 mm ²	Connection cross-section, finely stranded, min.	10 mm ²

General

Wire connection cross section AWG, max.	AWG 2/0	Wire connection cross section AWG, min.	AWG 8
Standards	IEC 60947-7-1	Mounting rail	TS 35

Rating data

Rated cross-section	50 mm ²	Rated voltage	1000 V
Rated DC voltage	1500 V	Nominal current	150 A
Current at maximum wires	150 A	Standards	IEC 60947-7-1
Volume resistance according to IEC 60947-7-x	0.21 mΩ	Rated impulse withstand voltage	8 kV
Power loss in accordance with IEC 60947-7-x	4.80 W	Surge voltage category	III
Pollution severity	3		

UL rating data

Conductor size Factory wiring max. (cURus)	00 AWG	Voltage size B (cURus)	1000 V
Voltage size D (cURus)	600 V	Certificate No. (cURus)	E60693
Conductor size Field wiring min. (cURus)	8 AWG	Conductor size Factory wiring min. (cURus)	8 AWG
Current size B (cURus)	175 A	Voltage size C (cURus)	1000 V
Current size C (cURus)	175 A	Current size D (cURus)	5 A
Conductor size Field wiring max. (cURus)	00 AWG		

Important note

Product information	The max. connectable wire reduces by one wire size if a cross connector is used that has to be mounted in the wire entry.
---------------------	---

Technical data

Classifications

ETIM 8.0	EC000897	ETIM 9.0	EC000897
ETIM 10.0	EC000897	ECLASS 14.0	27-25-01-01
ECLASS 15.0	27-25-01-01		

Drawings



A2C 50/70 3FT-N-FE

Weidmüller Interface GmbH & Co. KG
 Klingenbergstraße 26
 D-32758 Detmold
 Germany

www.weidmueller.com

Accessories

End bracket



Weidmüller's range of products includes end brackets that guarantee a permanent, reliable mounting on the terminal rail and prevent sliding. Versions with and without screws are available. The end brackets include marking options, also for group markers, and also a test plug holder.

General ordering data

Type	AEB 35 SCL/1 V0	Version
Order No.	2661280000	A-series, End bracket
GTIN (EAN)	4050118702163	
Qty.	20 ST	
Type	AEB 35 SCL/1 V0 BK	Version
Order No.	2661300000	A-series, End bracket
GTIN (EAN)	4050118702187	
Qty.	20 ST	
Type	AEB 35 SCL/1 V0 GY	Version
Order No.	2661290000	A-series, End bracket
GTIN (EAN)	4050118702170	
Qty.	20 ST	

WS 8/16



WS/ DEK

MultiMark terminal markers use an innovative composite material made from two components. The hard base contour of the marker snaps securely into the connector. The elastic surface finish makes the marker easy to mount. This specially punched material enables the strips to be stretched to accommodate the slight variations in spacing that tend to add up, especially with long terminal blocks. Another advantage: the excellent printability of the surface material guarantees durable and wear-resistant labelling. A print resolution of 300 dpi also produces a very legible script.

Your benefits with MultiMark

- Firm hold and durable printing
- Continuous strips save installation time
- Easy mounting thanks to an innovative composite material
- Large label field for optimal legibility
- High flexibility thanks to manufacturer independence

General ordering data

Type	WS-A 8/16 MM WS	Version
Order No.	2619910000	WS, Terminal marker, 8 x 16 mm, Weidmueller, white
GTIN (EAN)	4050118626179	
Qty.	200 ST	

A2C 50/70 3FT-N-FE

Weidmüller Interface GmbH & Co. KG
 Klingenbergstraße 26
 D-32758 Detmold
 Germany

www.weidmueller.com

Accessories

auxiliary connection




The additional connection enables a separate voltage tap. This can be used, for example, for the emergency power supply before the main switch or simply as an additional connection within the application.

General ordering data

Type	AAC 50-185 2X10	Version	
Order No.	2663420000	Auxiliary connection (terminal), 10 mm ² , Number of connections: 2	
GTIN (EAN)	4064675027966		
Qty.	5 ST		
Type	AAC 50-185 2X10 BK-YL	Version	
Order No.	2663450000	Auxiliary connection (terminal), 10 mm ² , Number of connections: 2	
GTIN (EAN)	4064675027997		
Qty.	5 ST		
Type	AAC 50-185 2X10 BL	Version	
Order No.	2663430000	Auxiliary connection (terminal), 10 mm ² , Number of connections: 2	
GTIN (EAN)	4064675027973		
Qty.	5 ST		
Type	AAC 50-185 2X10 GN-YL	Version	
Order No.	2663440000	Auxiliary connection (terminal), 10 mm ² , Number of connections: 2	
GTIN (EAN)	4064675027980		
Qty.	5 ST		

Cross connector



The distribution or multiplication of a potential to adjoining terminal blocks is realized via a cross-connection. Additional wiring effort can be easily avoided. Even if the poles are broken out, contact reliability in the terminal blocks is still ensured. Our portfolio offers pluggable and screwable cross-connection systems for modular terminal blocks.

General ordering data

Type	ZQV 50/70N/2	Version	
Order No.	2663400000	Cross-connector (terminal), Plugged, orange, 150 A, Number of poles: 2, Pitch in mm (P): 20.00, Insulated: Yes, Width: 38.13 mm	
GTIN (EAN)	4064675266198		
Qty.	10 ST		

A2C 50/70 3FT-N-FE

Weidmüller Interface GmbH & Co. KG
 Klingenbergstraße 26
 D-32758 Detmold
 Germany

www.weidmueller.com

Accessories

Testadapter and testsockets



Test adapters and test plugs are used for the electrical connection between terminal blocks and the test equipment. In this way, an electrical contact can be established in the wired state and measurements can be done easily.

General ordering data

Type	ATPG 1.5-10 L	Version	
Order No.	1991890000	Test adapter (terminal), 1.5 mm ² , 250 V, 0.2 A	
GTIN (EAN)	4050118376647		
Qty.	50 ST		

Warning cover



Warning covers with a flash symbol provide more safety for man and machine. They are used where external voltage must be indicated within the application.

General ordering data

Type	AAM 35-185 YE FLASH	Version	
Order No.	2635600000	A-series, Terminal marker, 23.5 x 12 mm, Pitch in mm (P): 12.00	
GTIN (EAN)	4050118674545	yellow	
Qty.	40 ST		

End bracket



Weidmüller's range of products includes end brackets that guarantee a permanent, reliable mounting on the terminal rail and prevent sliding. Versions with and without screws are available. The end brackets include marking options, also for group markers, and also a test plug holder.

General ordering data

Type	AEB 35 SC/1	Version	
Order No.	1991920000	A-series, End bracket	
GTIN (EAN)	4050118376722		
Qty.	50 ST		

A2C 50/70 3FT-N-FE

Weidmüller Interface GmbH & Co. KG
 Klingenbergstraße 26
 D-32758 Detmold
 Germany

www.weidmueller.com

Accessories

Type	AEB 35 SC/1 BK	Version	
Order No.	2475310000	Version	A-series, End bracket
GTIN (EAN)	4050118487114		
Qty.	50 ST		

Additional accessories



No task is too small when creating the perfect solution. Connections form just one part of the overall process. Small details are often the key to the perfect solution in applications where potentials are tested, grouped or even isolated.

A system is not a system without small but essential details:


- Test plugs ensure reliable pick-up from diagnostic sockets

In tandem with the manufacturing process and application.

General ordering data

Type	PS 2.0 MC	Version	
Order No.	0310000000	Version	PCB plug-in connector, Accessories, Test plug, red, Number of poles:
GTIN (EAN)	4008190000059		1
Qty.	20 ST		

Slotted screwdriver



Slotted screwdriver with rounded blade SD DIN 5265, ISO 2380/2, output to DIN 5264, ISO 2380/1. ChromTop tip, SoftFinish grip

General ordering data

Type	SDS 1.0X5.5X150	Version	
Order No.	2749380000	Version	Screwdriver, Blade width (B): 5.5 mm, Blade length: 150 mm, Blade thickness (A): 1 mm
GTIN (EAN)	4050118895605		
Qty.	1 ST		
Type	SDS 1.0X5.5X150	Version	
Order No.	9008350000	Version	Screwdriver, Screwdriver
GTIN (EAN)	4032248056316		
Qty.	1 ST		

A2C 50/70 3FT-N-FE

Weidmüller Interface GmbH & Co. KG
Klingenbergstraße 26
D-32758 Detmold
Germany

www.weidmueller.com

Accessories

Testadapter and testsockets



Test adapters and test plugs are used for the electrical connection between terminal blocks and the test equipment. In this way, an electrical contact can be established in the wired state and measurements can be done easily.

General ordering data

Type	FZS 2/4 RT/80 SAKT4	Version	
Order No.	1276300000	Plug (terminal), Plug-in connection, 2 mm ² , Number of connections: 2,	
GTIN (EAN)	4008190026080	Number of poles: 1, Width: 9 mm	
Qty.	20 ST		