


**A2C 50/70 BL****Weidmüller Interface GmbH & Co. KG**

Klingenbergstraße 26

D-32758 Detmold

Germany

[www.weidmueller.com](http://www.weidmueller.com)

More and more components need to be housed within a confined space, in switchgear and panels. As part of the power feed-in, connecting conductors is becoming increasingly challenging, especially for large cross-sections. Our comprehensive range of connection solutions also enables convenient wiring in challenging space conditions. The compact design and the combination of many practical handling benefits make the supply of power to switchgear and panels simple, efficient, and space-saving.

**General ordering data**

Version	Feed-through terminal, PUSH IN, 50 mm <sup>2</sup> , 1000 V, 150 A, blue
Order No.	<a href="#">2663260000</a>
Type	A2C 50/70 BL
GTIN (EAN)	4050118844344
Qty.	5 items

## A2C 50/70 BL

**Weidmüller Interface GmbH & Co. KG**  
 Klingenbergstraße 26  
 D-32758 Detmold  
 Germany

www.weidmueller.com

## Technical data

### Approvals

Approvals



ROHS	Conform
UL File Number Search	<a href="#">UL Website</a>
Certificate No. (cURus)	E60693

### Dimensions and weights

Depth	80.5 mm	Depth (inches)	3.1693 inch
Height	101.5 mm	Height (inches)	3.9961 inch
Width	20 mm	Width (inches)	0.7874 inch
Net weight	119.82 g		

### Temperatures

Storage temperature	-25 °C...55 °C	Ambient temperature	-60 °C...85 °C
Continuous operating temp., min.	-60 °C	Continuous operating temp., max.	130 °C

### Environmental Product Compliance

RoHS Compliance Status	Compliant without exemption		
REACH SVHC	No SVHC above 0.1 wt%		
Product Carbon Footprint	Cradle to gate	4.139 kg CO2 eq.	

### Material data

Basic material	Wemid	Colour	blue
Colour of operational elements	orange	UL 94 flammability rating	V-0

### Rating data IECEx/ATEX

Certificate No. (ATEX)	TUEV16ATEX7909U	Certificate No. (IECEX)	IECEXTUR16.0036U
Max. voltage (ATEX)	1100 V	Current (ATEX)	128 A
Wire cross section max. (ATEX)	70 mm <sup>2</sup>	Max. voltage (IECEX)	1100 V
Current (IECEX)	128 A		

### System specifications

End cover plate required	No	Number of potentials	1
Number of levels	1	Number of clamping points per level	2
Number of potentials per tier	1	Levels cross-connected internally	No
Mounting rail	TS 35	N-function	Yes
PE function	No	PEN function	Yes

### Additional technical data

Open sides	closed	Snap-on	Yes
Type of fixing	Snap-on	Explosion-tested version	Yes

## A2C 50/70 BL

**Weidmüller Interface GmbH & Co. KG**

Klingenbergstraße 26  
D-32758 Detmold  
Germany

www.weidmueller.com

## Technical data

Type of mounting TS 35, Snap-on

### CSA rating data

Voltage size C (CSA)	1000 V	Current size C (CSA)	175 A
Certificate No. (CSA)	200039-80069332	Voltage size B (CSA)	1000 V
Current size B (CSA)	175 A	Voltage size D (CSA)	600 V
Current size D (CSA)	5 A	Wire cross section min. (CSA)	8 AWG

### Conductors for clamping (additional connection)

Connection type, additional connection PUSH IN

### Conductors for clamping (rated connection)

Wire connection cross section AWG, max.	AWG 2/0	Connection direction	on side
Stripping length	30 mm	Type of connection	PUSH IN
Number of connections	2	Clamping range, max.	70 mm <sup>2</sup>
Clamping range, min.	10 mm <sup>2</sup>	Blade size	1.0 x 5.5 mm
Wire connection cross section AWG, min.	AWG 8	Wire connection cross-section, finely stranded with wire-end ferrules DIN 46228/4, max.	50 mm <sup>2</sup>
Wire connection cross-section, finely stranded with wire-end ferrules DIN 46228/4, min.	10 mm <sup>2</sup>	Wire connection cross-section, finely stranded with wire-end ferrules DIN 46228/1, max.	50 mm <sup>2</sup>
Wire connection cross-section, finely stranded with wire-end ferrules DIN 46228/1, min.	10 mm <sup>2</sup>	Wire connection cross section, finely stranded, max.	70 mm <sup>2</sup>
Wire connection cross section, finely stranded, min.	10 mm <sup>2</sup>	Connection cross-section, stranded, max.	70 mm <sup>2</sup>
Connection cross-section, stranded, min.	10 mm <sup>2</sup>	Twin wire-end ferrules, max.	10 mm <sup>2</sup>
Twin wire-end ferrules, min.	4 mm <sup>2</sup>	Wire connection cross-section, solid core, max.	16 mm <sup>2</sup>
Wire connection cross-section, solid core, min.	10 mm <sup>2</sup>	Connection cross-section, finely stranded, min.	10 mm <sup>2</sup>

### General

Wire connection cross section AWG, max.	AWG 2/0	Wire connection cross section AWG, min.	AWG 8
Standards	IEC 60947-7-1	Mounting rail	TS 35

### PE rating data

PEN function Yes

### Rating data

Rated cross-section	50 mm <sup>2</sup>	Rated voltage	1000 V
Rated DC voltage	1500 V	Nominal current	150 A
Current at maximum wires	150 A	Standards	IEC 60947-7-1
Volume resistance according to IEC 60947-7-x	0.21 mΩ	Rated impulse withstand voltage	8 kV
Power loss in accordance with IEC 60947-7-x	4.80 W	Surge voltage category	III
Pollution severity	3		

**Technical data****UL rating data**

Conductor size Factory wiring max. (cURus)	00 AWG	Voltage size B (cURus)	1000 V
Voltage size D (cURus)	600 V	Certificate No. (cURus)	E60693
Conductor size Field wiring min. (cURus)	8 AWG	Conductor size Factory wiring min. (cURus)	8 AWG
Current size B (cURus)	175 A	Voltage size C (cURus)	1000 V
Current size C (cURus)	175 A	Current size D (cURus)	5 A
Conductor size Field wiring max. (cURus)	00 AWG		


**Important note**

Product information	The max. connectable wire reduces by one wire size if a cross connector is used that has to be mounted in the wire entry.
---------------------	---

**Classifications**

ETIM 8.0	EC000897	ETIM 9.0	EC000897
ETIM 10.0	EC000897	ECLASS 14.0	27-25-01-01
ECLASS 15.0	27-25-01-01		

**Drawings**



## A2C 50/70 BL

**Weidmüller Interface GmbH & Co. KG**  
 Klingenbergstraße 26  
 D-32758 Detmold  
 Germany

www.weidmueller.com

## Accessories

### End bracket



Weidmüller's range of products includes end brackets that guarantee a permanent, reliable mounting on the terminal rail and prevent sliding. Versions with and without screws are available. The end brackets include marking options, also for group markers, and also a test plug holder.

### General ordering data

Type	AEB 35 SCL/1 V0	Version
Order No.	<a href="#">2661280000</a>	A-series, End bracket
GTIN (EAN)	4050118702163	
Qty.	20 ST	
Type	AEB 35 SCL/1 V0 BK	Version
Order No.	<a href="#">2661300000</a>	A-series, End bracket
GTIN (EAN)	4050118702187	
Qty.	20 ST	
Type	AEB 35 SCL/1 V0 GY	Version
Order No.	<a href="#">2661290000</a>	A-series, End bracket
GTIN (EAN)	4050118702170	
Qty.	20 ST	

### WS 8/16



#### WS/ DEK

MultiMark terminal markers use an innovative composite material made from two components. The hard base contour of the marker snaps securely into the connector. The elastic surface finish makes the marker easy to mount. This specially punched material enables the strips to be stretched to accommodate the slight variations in spacing that tend to add up, especially with long terminal blocks. Another advantage: the excellent printability of the surface material guarantees durable and wear-resistant labelling. A print resolution of 300 dpi also produces a very legible script.

Your benefits with MultiMark

- Firm hold and durable printing
- Continuous strips save installation time
- Easy mounting thanks to an innovative composite material
- Large label field for optimal legibility
- High flexibility thanks to manufacturer independence

### General ordering data

Type	WS-A 8/16 MM WS	Version
Order No.	<a href="#">2619910000</a>	WS, Terminal marker, 8 x 16 mm, Weidmueller, white
GTIN (EAN)	4050118626179	
Qty.	200 ST	

## A2C 50/70 BL

**Weidmüller Interface GmbH & Co. KG**  
 Klingenbergstraße 26  
 D-32758 Detmold  
 Germany

www.weidmueller.com

## Accessories

### auxiliary connection




The additional connection enables a separate voltage tap. This can be used, for example, for the emergency power supply before the main switch or simply as an additional connection within the application.

#### General ordering data

Type	AAC 50-185 2X10	Version	
Order No.	<a href="#">2663420000</a>	Auxiliary connection (terminal), 10 mm <sup>2</sup> , Number of connections: 2	
GTIN (EAN)	4064675027966		
Qty.	5 ST		
Type	AAC 50-185 2X10 BK-YL	Version	
Order No.	<a href="#">2663450000</a>	Auxiliary connection (terminal), 10 mm <sup>2</sup> , Number of connections: 2	
GTIN (EAN)	4064675027997		
Qty.	5 ST		
Type	AAC 50-185 2X10 BL	Version	
Order No.	<a href="#">2663430000</a>	Auxiliary connection (terminal), 10 mm <sup>2</sup> , Number of connections: 2	
GTIN (EAN)	4064675027973		
Qty.	5 ST		
Type	AAC 50-185 2X10 GN-YL	Version	
Order No.	<a href="#">2663440000</a>	Auxiliary connection (terminal), 10 mm <sup>2</sup> , Number of connections: 2	
GTIN (EAN)	4064675027980		
Qty.	5 ST		

### Cross connector



The distribution or multiplication of a potential to adjoining terminal blocks is realized via a cross-connection. Additional wiring effort can be easily avoided. Even if the poles are broken out, contact reliability in the terminal blocks is still ensured. Our portfolio offers pluggable and screwable cross-connection systems for modular terminal blocks.

#### General ordering data

Type	ZQV 50/70N/2	Version	
Order No.	<a href="#">2663400000</a>	Cross-connector (terminal), Plugged, orange, 150 A, Number of poles: 2, Pitch in mm (P): 20.00, Insulated: Yes, Width: 38.13 mm	
GTIN (EAN)	4064675266198		
Qty.	10 ST		

## A2C 50/70 BL

**Weidmüller Interface GmbH & Co. KG**  
 Klingenbergstraße 26  
 D-32758 Detmold  
 Germany

www.weidmueller.com

## Accessories

### Testadapter and testsockets



Test adapters and test plugs are used for the electrical connection between terminal blocks and the test equipment. In this way, an electrical contact can be established in the wired state and measurements can be done easily.

### General ordering data

Type	ATPG 1.5-10 L	Version	
Order No.	<a href="#">1991890000</a>	Test adapter (terminal), 1.5 mm <sup>2</sup> , 250 V, 0.2 A	
GTIN (EAN)	4050118376647		
Qty.	50 ST		

### Warning cover



Warning covers with a flash symbol provide more safety for man and machine. They are used where external voltage must be indicated within the application.

### General ordering data

Type	AAM 35-185 YE FLASH	Version	
Order No.	<a href="#">2635600000</a>	A-series, Terminal marker, 23.5 x 12 mm, Pitch in mm (P): 12.00	
GTIN (EAN)	4050118674545	yellow	
Qty.	40 ST		

### End bracket



Weidmüller's range of products includes end brackets that guarantee a permanent, reliable mounting on the terminal rail and prevent sliding. Versions with and without screws are available. The end brackets include marking options, also for group markers, and also a test plug holder.

### General ordering data

Type	AEB 35 SC/1	Version	
Order No.	<a href="#">1991920000</a>	A-series, End bracket	
GTIN (EAN)	4050118376722		
Qty.	50 ST		

## A2C 50/70 BL

**Weidmüller Interface GmbH & Co. KG**  
 Klingenbergstraße 26  
 D-32758 Detmold  
 Germany

www.weidmueller.com

## Accessories

Type	AEB 35 SC/1 BK	Version	
Order No.	<a href="#">2475310000</a>	Version	A-series, End bracket
GTIN (EAN)	4050118487114		
Qty.	50 ST		

### Additional accessories



No task is too small when creating the perfect solution. Connections form just one part of the overall process. Small details are often the key to the perfect solution in applications where potentials are tested, grouped or even isolated.

A system is not a system without small but essential details:


- Test plugs ensure reliable pick-up from diagnostic sockets

In tandem with the manufacturing process and application.

### General ordering data

Type	PS 2.0 MC	Version	
Order No.	<a href="#">0310000000</a>	Version	PCB plug-in connector, Accessories, Test plug, red, Number of poles:
GTIN (EAN)	4008190000059		1
Qty.	20 ST		

### Slotted screwdriver



Slotted screwdriver with rounded blade SD DIN 5265, ISO 2380/2, output to DIN 5264, ISO 2380/1. ChromTop tip, SoftFinish grip

### General ordering data

Type	SDS 1.0X5.5X150	Version	
Order No.	<a href="#">2749380000</a>	Version	Screwdriver, Blade width (B): 5.5 mm, Blade length: 150 mm, Blade thickness (A): 1 mm
GTIN (EAN)	4050118895605		
Qty.	1 ST		
Type	SDS 1.0X5.5X150	Version	
Order No.	<a href="#">9008350000</a>	Version	Screwdriver, Screwdriver
GTIN (EAN)	4032248056316		
Qty.	1 ST		

## Accessories

### Testadapter and testsockets



Test adapters and test plugs are used for the electrical connection between terminal blocks and the test equipment. In this way, an electrical contact can be established in the wired state and measurements can be done easily.

### General ordering data

Type	FZS 2/4 RT/80 SAKT4	Version	
Order No.	<a href="#">1276300000</a>	Plug (terminal), Plug-in connection, 2 mm <sup>2</sup> , Number of connections: 2,	
GTIN (EAN)	4008190026080	Number of poles: 1, Width: 9 mm	
Qty.	20 ST		