


TOP 24-230VUC 230VAC1A ED2

Weidmüller Interface GmbH & Co. KG
 Klingenbergstraße 26
 D-32758 Detmold
 Germany

www.weidmueller.com

Product image



Similar to illustration

- 1 NO contact (Triac (zero-cross switch))
- 6.4 mm wide
- 1 A AC output current
- Unique multi-voltage input from 24 to 230 V UC
- Input voltages from 12 V DC to 230 V UC with coloured marking: AC: red, DC: blue, UC: white

General ordering data

Version	TERMSERIES, Solid-state relay, Rated control voltage: 24...230 V UC $\pm 10\%$, Rated switching voltage: 24...240 V AC, Continuous current: 1 A, PUSH IN
Order No.	2663090000
Type	TOP 24-230VUC 230VAC1A ED2
GTIN (EAN)	4050118697988
Qty.	10 items

TOP 24-230VUC 230VAC1A ED2

Weidmüller Interface GmbH & Co. KG
 Klingenbergstraße 26
 D-32758 Detmold
 Germany

www.weidmueller.com

Technical data

Approvals

Approvals



ROHS	Conform
UL File Number Search	UL Website
Certificate no. (cULus)	E141197

Dimensions and weights

Depth	87.8 mm	Depth (inches)	3.4567 inch
Height	89.4 mm	Height (inches)	3.5197 inch
Width	6.4 mm	Width (inches)	0.252 inch
Net weight	34 g		

Temperatures

Storage temperature	-40 °C...70 °C	Ambient temperature	-20 °C...60 °C
Operating temperature		Humidity	5-95% relative humidity, Tu = 40°C, without condensation

Probability of failure

MTTF	676 a
------	-------

Environmental Product Compliance

RoHS Compliance Status	Compliant with exemption
RoHS Exemption (if applicable/known)	7a, 7cl
REACH SVHC	Lead 7439-92-1
SCIP	9e2cbc49-76d9-4611-b8ec-5b4f549a0aa9

Rated data UL

Ambient temperature (operational), max. 60 °C		Output current derating (ohmic)	1 A @ 40 °C, 0,5 A @ 60 °C
Connection cross-section AWG, min.	AWG 26	Connection cross-section AWG, max.	AWG 14
Type of conductor	rigid copper conductor, flexible copper conductor	Pollution severity level	2

Control side

Rated control voltage	24...230 V UC ±10 %	Nominal control current	11.0 mA at 24 V DC, 1.1 mA at 230 V DC, 19.0 mA at 24 V AC, 2.8 mA at 230 V AC
Rated current AC	19.0 mA @ 24 V AC, 2.8 mA @ 230 V AC	Rated current DC	11.0 mA @ 24 V DC, 1.1 mA @ 230 V DC
Power rating	265 mW @ 24 V DC, 255 mW @ 230 V DC, 455 mVA @ 24 V AC, 645 mVA @ 230 V AC	Status indicator	Green LED
Protective circuit	Rectifier	Input frequency	3 Hz
Coil voltage of the replacement relay deviating from the rated control voltage	Yes	Coil voltage of the replacement relay	24 V DC

TOP 24-230VUC 230VAC1A ED2

Weidmüller Interface GmbH & Co. KG
 Klingenbergstraße 26
 D-32758 Detmold
 Germany

www.weidmueller.com

Technical data

Load side

Rated switching voltage	24...240 V AC	Continuous current	1 A
Rated switching current	1 A	Inrush current	15 A / 10 ms
Switch-on delay	≤ 40 ms	Switch-off delay	≤ 70 ms
Voltage drop at max. load	≤ 1 V	Leakage current	<1.5 mA
Min. switching current	20 mA	Short-circuit-proof	No
Protective circuit, load side	RC element	Contact type	1 NO contact (Triac (zero-cross switch))
Output voltage frequency range	50 / 60 Hz	max. switching frequency (AC control voltage)	3 Hz
max. switching frequency (DC control voltage)	3 Hz		

General data

Operating altitude	≤ 2000 m, above sea level		
Mounting rail	TS 35		
Test button available	No		
Mechanical switch position indicator	No		
Colour	black		
UL94 flammability rating component	Component	Housing	
	UL94 flammability rating	V-0	
	Component	Retaining clip	
	UL94 flammability rating	V-0	
	Component	Pusher	
	UL94 flammability rating	V-0	

Insulation coordination

Rated voltage	300 V	Pollution severity	2
Surge voltage category	III	Clearance and creepage distances for control side - load side	≥ 6 mm
Dielectric strength for control side - load side	3.51 kVeff / 1 min.	Dielectric strength to mounting rail	3.51 kVeff / 1 min.
Impulse withstand voltage	6 kV (1.2/50 µs)	Protection degree	IP20

Further details of approvals / standards

Certificate No. (DNV)	TAA00001E5	Certificate no. (cULus)	E141197
-----------------------	------------	-------------------------	---------

Connection data

Wire connection method	PUSH IN	Stripping length, rated connection	9 mm
Clamping range, rated connection	1.5 mm ²	Clamping range, min.	0.14 mm ²
Clamping range, max.	2.5 mm ²	Wire connection cross section AWG, min.	AWG 26
Wire connection cross section AWG, max.	AWG 14	Wire cross-section, solid, min.	0.14 mm ²
Wire cross-section, solid, max.	1.5 mm ²	Wire cross-section, solid, min. (AWG)	AWG 26
Wire cross-section, solid, max. (AWG)	AWG 16	Wire connection cross section, finely stranded, min.	0.14 mm ²
Wire connection cross section, finely stranded, max.	2.5 mm ²	Wire cross-section, finely stranded, min. (AWG)	AWG 26 (AWG)
Wire cross-section, finely stranded, max. (AWG)	AWG 14 (AWG)	Wire connection cross-section, finely stranded with wire-end ferrules DIN 46228/4, min.	0.14 mm ²

TOP 24-230VUC 230VAC1A ED2

Weidmüller Interface GmbH & Co. KG
Klingenbergstraße 26
D-32758 Detmold
Germany

www.weidmueller.com

Technical data

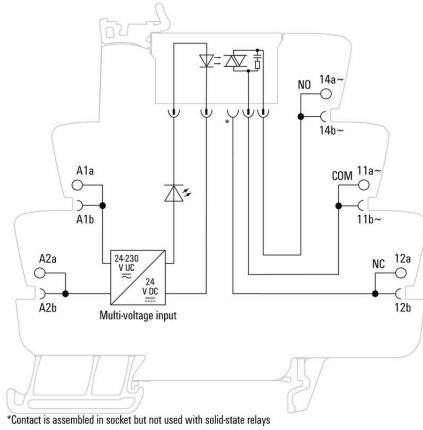
Wire connection cross-section, finely stranded with wire-end ferrules DIN 46228/4, max.	1.5 mm ²	Conductor cross-section, flexible, AEH (DIN 46228-1), min.	0.14 mm ²
Conductor cross-section, flexible, AEH (DIN 46228-1), max.	1.5 mm ²	Blade size	0.4 x 2.0 mm

Classifications

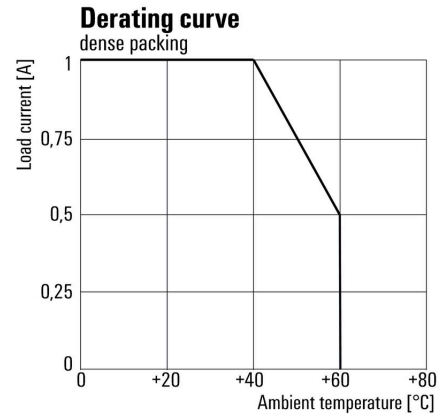
ETIM 8.0	EC001504	ETIM 9.0	EC001504
ETIM 10.0	EC001504	ECLASS 14.0	27-37-16-04
ECLASS 15.0	27-37-16-04		

Drawings

Wiring diagram

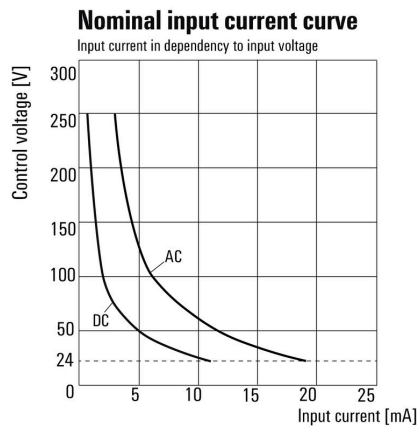


Graph



Derating curve

Graph

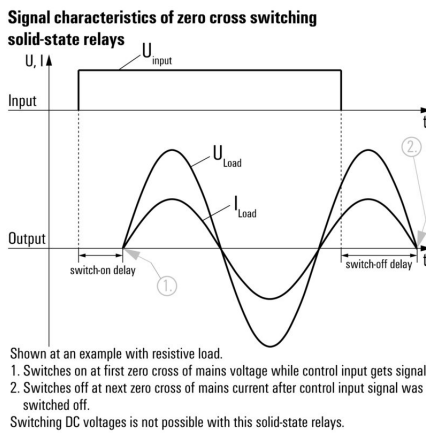


Input current in dependency to input voltage

Dimensional drawing



Graph



Miscellaneous

Type code TERMSERIES solid-state relay versions



Type codes