

VPU AC II 2 R 300/50 Y



Weidmüller Interface GmbH & Co. KG

Klingenbergstraße 26

D-32758 Detmold

Germany

www.weidmueller.com



Weidmüller VPU I (Type I), VPU II (Type II) and VPU III (Type III) surge protection products effectively reduce the interference coupling that can occur due to transient surge voltages, even significantly below the limits prescribed by insulation co-ordination according to EN 60664-3 / DIN VDE 0110-3. This means that the whole installation is exposed to fewer malfunctions. The arresters are co-ordinated using technical means. This means that decoupling between Types I, II and III is unnecessary. The arresters are tested according to product standard IEC 61643-11 / DIN EN 61643-11 and can be installed in systems according to IEC 61643-12 / VDE 0675-6-12 and IEC 62305-4 / VDE 0185-4. This lightning and surge protection device is suited for installation in power supply systems. Weidmüller offers different products depending on the particular mains network type and voltage level. A special Type I and Type II protective device is even available for photovoltaic applications.

General ordering data

Version	Surge voltage arrester, Low voltage, Surge protection, with remote contact, Single-phase, TN-S
Order No.	2639360000
Type	VPU AC II 2 R 300/50 Y
GTIN (EAN)	4050118679359
Qty.	1 items
Delivery status	This article will no longer be available in the future.
Available until	2026-06-01T00:00:00+02:00
Alternative product	VPU AC II 2 R 300/50

VPU AC II 2 R 300/50 Y

Weidmüller Interface GmbH & Co. KG
Klingenbergstraße 26
D-32758 Detmold
Germany

www.weidmueller.com

Technical data

Approvals

Approvals



ROHS	Conform
UL File Number Search	UL Website
Certificate No. (cURus)	E3542610000

Dimensions and weights

Depth	70 mm	Depth (inches)	2.7559 inch
Depth including DIN rail	76 mm	Height	104.5 mm
Height (inches)	4.1142 inch	Width	36 mm
Width (inches)	1.4173 inch	Net weight	260 g

Temperatures

Storage temperature	-40 °C...85 °C	Ambient temperature	-40 °C...85 °C
Operating temperature	-40 °C...85 °C	Humidity	5 - 95% rel. humidity

Environmental Product Compliance

RoHS Compliance Status	Compliant without exemption
REACH SVHC	No SVHC above 0.1 wt%

Rated data UL

Ambient temperature (operational), max. 85 °C	Rated Voltage UN	240 V
VPR (N-PE)	MCOV (L-PE)	300 V
MCOV (L/N-PE)	MCOV (N-PE)	300 V
SCCR	In	20 kA
Category	Ambient temperature (operational), min. -40 °C	
Certificate No. (cURus)	MODE	all modes
VPR (L-N)	VPR (L-PE)	900 V
Voltage type	UL Energy Networks	Split-Phase

Connection data, remote alert

Cross-section for connected wire, solid core, min.	0.25 mm ²	Stripping length	8 mm
Connection type	PUSH IN	Cross-section for connected wire, solid core, max.	1.5 mm ²

General data

Optical function display	green = ok, yellow = warning, red = arrester is defective - replace.	Segment	Power distribution
Version	Surge protection, with remote contact	Design	Installation housing; 2TE, Insta IP 20
UL 94 flammability rating	V-0	Colour	orange, black
Protection degree	IP20 in installed state	Mounting rail	TS 35
Operating altitude	≤ 4000 m		

VPU AC II 2 R 300/50 Y

Weidmüller Interface GmbH & Co. KG

 Klingenbergstraße 26
 D-32758 Detmold
 Germany

www.weidmueller.com

Technical data

Insulation coordination acc. to EN 50178

Surge voltage category	III	Pollution severity	2
------------------------	-----	--------------------	---

Rated data IEC / EN

Number of poles	2	Combined pulse UOC	6 kV
Leakage current at U_n	0.5 mA	Signalling contact	250 V 1A 1CO
Rated voltage (AC)	230 V	Low voltage network	Single-phase, TN-S
Voltage type	AC	Temporary surge voltage (over-voltage) - TOV	337 V
Fuse protection	No Fuse necessary ≤ 160 A gG, No Fuse necessary ≤ 315 A gG	Response time / fallback time	≤ 25 ns
Frequency range, max.	60 Hz	Frequency range, min.	50 Hz
Standards	IEC 61643-11, EN 61643-11, UL 1449	Requirements class, acc. to EN 61643-11	T2, T3
Requirements category acc. to IEC 61643-11	Type II, Type III	Max. continuous voltage, U_c (AC)	300 V
Mains voltage	230 V / 400 V	Energy coordination (≤ 10 m)	Type II, Type III
Discharge current I_n (8/20 μ s) wire-PE	20 kA	Discharge current I_{max} (8/20 μ s) wire-PE	50 kA
SPD type	T2	Protection level U_p at IN (L/N-PE)	≤ 1500 V
Short-circuit current rating ISCCR	50 kA	Discharge current (type III)	3 kA
Follow-on current extinguishing capability I_{fi}	Follow current need not be taken into account	Integrated back-up fuse	No

Connection data

Stripping length	18 mm	Wire connection method	Screw connection
Type of connection	Screw connection	Stripping length, rated connection	18 mm
Tightening torque, min.	3 Nm	Tightening torque, max.	4.5 Nm
Clamping range, rated connection	16 mm ²	Clamping range, min.	1.5 mm ²
Clamping range, max.	35 mm ²	Wire connection cross section AWG, min.	AWG 16
Wire connection cross section AWG, max.	AWG 2	Wire cross-section, solid, min.	1.5 mm ²
Wire cross-section, solid, max.	35 mm ²	Wire connection cross section, finely stranded, min.	1.5 mm ²
Wire connection cross section, finely stranded, max.	25 mm ²	Connection cross-section, stranded, min.	1.5 mm ²
Connection cross-section, stranded, max.	35 mm ²		

Electrical data

Voltage type	AC
--------------	----

General data

Number of poles	2	Protection degree	IP20 in installed state
Colour	orange, black		

Guarantee

Time interval	5 years
---------------	---------

Important note

Product information	For use in DC applications, please use the fuse of SIBA Type NH2XL aR/aSF DC 1500 V
---------------------	---

VPU AC II 2 R 300/50 Y

Weidmüller Interface GmbH & Co. KG
Klingenbergstraße 26
D-32758 Detmold
Germany

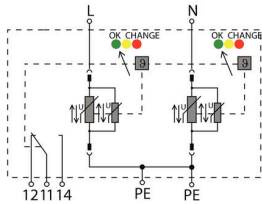
www.weidmueller.com

Technical data

Classifications

ETIM 8.0	EC000941	ETIM 9.0	EC000941
ETIM 10.0	EC000941	ECLASS 14.0	27-17-12-02
ECLASS 15.0	27-17-12-02		

Electric symbol



Schematic circuit diagram