

VPU AC II 3+1 R 300/50 Y

Weidmüller Interface GmbH & Co. KG

Klingenbergstraße 26

D-32758 Detmold

Germany

www.weidmueller.com



Weidmüller VPU I (Type I), VPU II (Type II) and VPU III (Type III) surge protection products effectively reduce the interference coupling that can occur due to transient surge voltages, even significantly below the limits prescribed by insulation co-ordination according to EN 60664-3 / DIN VDE 0110-3. This means that the whole installation is exposed to fewer malfunctions. The arresters are co-ordinated using technical means. This means that decoupling between Types I, II and III is unnecessary. The arresters are tested according to product standard IEC 61643-11 / DIN EN 61643-11 and can be installed in systems according to IEC 61643-12 / VDE 0675-6-12 and IEC 62305-4 / VDE 0185-4. This lightning and surge protection device is suited for installation in power supply systems. Weidmüller offers different products depending on the particular mains network type and voltage level. A special Type I and Type II protective device is even available for photovoltaic applications.

General ordering data

Version	Surge voltage arrester, Low voltage, Surge protection, with remote contact, TN-C-S, TN-S, TT, IT with N, IT without N
Order No.	2639320000
Type	VPU AC II 3+1 R 300/50 Y
GTIN (EAN)	4050118679373
Qty.	1 items
Delivery status	This article will no longer be available in the future.
Available until	2026-06-01T00:00:00+02:00
Alternative product	VPU AC II 3+1 R 300/50

VPU AC II 3+1 R 300/50 Y

Weidmüller Interface GmbH & Co. KG
Klingenbergstraße 26
D-32758 Detmold
Germany

www.weidmueller.com

Technical data

Approvals

Approvals



ROHS	Conform
UL File Number Search	UL Website
Certificate No. (cURus)	E3542610000

Dimensions and weights

Depth	70 mm	Depth (inches)	2.7559 inch
Depth including DIN rail	76 mm	Height	104.5 mm
Height (inches)	4.1142 inch	Width	72 mm
Width (inches)	2.8346 inch	Net weight	461 g

Temperatures

Storage temperature	-40 °C...85 °C	Ambient temperature	-40 °C...85 °C
Operating temperature	-40 °C...85 °C	Humidity	5 - 95% rel. humidity

Environmental Product Compliance

RoHS Compliance Status	Compliant without exemption
REACH SVHC	No SVHC above 0.1 wt%

Rated data UL

Ambient temperature (operational), max. 85 °C	Rated Voltage UN	240 V
VPR (N-PE)	MCOV (L-PE)	300 V
MCOV (N-PE)	SCCR	150 kA
In	Category	SPD TYPE 1CA
Ambient temperature (operational), min. -40 °C	Certificate No. (cURus)	E3542610000
MODE	VPR (L-L)	1800 V
VPR (L-N)	VPR (L-PE)	900 V
Voltage type	UL Energy Networks	3-phase WYE

Connection data, remote alert

Cross-section for connected wire, solid core, min.	0.25 mm ²	Stripping length	8 mm
Connection type	PUSH IN	Cross-section for connected wire, solid core, max.	1.5 mm ²

General data

Optical function display	green = ok, yellow = warning, red = arrester is defective - replace.	Segment	Power distribution
Version	Surge protection, with remote contact	Design	Installation housing; 4TE, Insta IP 20
UL 94 flammability rating	V-0	Colour	black, orange, blue
Protection degree	IP20 in installed state	Mounting rail	TS 35
Operating altitude	≤ 4000 m		

VPU AC II 3+1 R 300/50 Y

Weidmüller Interface GmbH & Co. KG

 Klingenbergstraße 26
 D-32758 Detmold
 Germany

www.weidmueller.com

Technical data

Insulation coordination acc. to EN 50178

Surge voltage category	III	Pollution severity	2
------------------------	-----	--------------------	---

Rated data IEC / EN

Number of poles	4	Combined pulse UOC	6 kV
Leakage current at U_n	1 μ A	Signalling contact	250 V 1A 1CO
Rated voltage (AC)	230 V	Low voltage network	TN-C-S, TN-S, TT, IT with N, IT without N
Protection level U_p at IN (N-PE)	≤ 1.5 kV	Voltage type	AC
Temporary surge voltage (over-voltage) - TOV	337 V	Fuse protection	No Fuse necessary ≤ 160 A gG, No Fuse necessary ≤ 315 A gG
Response time / fallback time	≤ 25 ns	Frequency range, max.	60 Hz
Frequency range, min.	50 Hz	Standards	IEC 61643-11, EN 61643-11, UL 1449
Requirements class, acc. to EN 61643-11	T2, T3	Requirements category acc. to IEC 61643-11	Type II, Type III
Max. continuous voltage, U_c (AC)	300 V	Max. continuous voltage, U_c (N-PE)	305 V
Mains voltage	230 V / 400 V	Discharge current I_{max} (8/20 μ s) N-PE	65 kA
Discharge current I_n (8/20 μ s) N-PE	40 kA	Energy coordination (≤ 10 m)	Type II, Type III
Discharge current I_n (8/20 μ s) wire-PE	20 kA	Discharge current I_{max} (8/20 μ s) wire-PE	50 kA
SPD type	T2	Protection level U_p at IN (L/N-PE)	≤ 1500 V
Short-circuit current rating ISCCR	50 kA	Discharge current (type III)	3 kA
Follow-on current extinguishing capability I_{fi}	Follow current need not be taken into account	Integrated back-up fuse	No

Connection data

Stripping length	18 mm	Wire connection method	Screw connection
Type of connection	Screw connection	Stripping length, rated connection	18 mm
Tightening torque, min.	3 Nm	Tightening torque, max.	4.5 Nm
Clamping range, rated connection	16 mm ²	Clamping range, min.	1.5 mm ²
Clamping range, max.	35 mm ²	Wire connection cross section AWG, min.	AWG 16
Wire connection cross section AWG, max.	AWG 2	Wire cross-section, solid, min.	1.5 mm ²
Wire cross-section, solid, max.	35 mm ²	Wire connection cross section, finely stranded, min.	1.5 mm ²
Wire connection cross section, finely stranded, max.	25 mm ²	Connection cross-section, stranded, min.	1.5 mm ²
Connection cross-section, stranded, max.	35 mm ²		

Electrical data

Voltage type	AC
--------------	----

General data

Number of poles	4	Protection degree	IP20 in installed state
Colour	black, orange, blue		

Guarantee

Time interval	5 years
---------------	---------

VPU AC II 3+1 R 300/50 Y

Weidmüller Interface GmbH & Co. KG
Klingenbergstraße 26
D-32758 Detmold
Germany

www.weidmueller.com

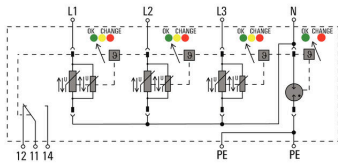
Technical data**Important note**

Product information Only applicable to IT power systems where the earth on the distribution transformer is interconnected with the earth on the consumer side (RE=RA in Figure 44.A1 of IEC 60634-4-44:2018). For use in DC applications, please use the fuse of SIBA Type NH2XL aR/aSF DC 1500 V

Classifications

ETIM 8.0	EC000941	ETIM 9.0	EC000941
ETIM 10.0	EC000941	ECLASS 14.0	27-17-12-02
ECLASS 15.0	27-17-12-02		

Electric symbol



Schematic circuit diagram

VPU AC II 3+1 R 300/50 Y

Weidmüller Interface GmbH & Co. KG
 Klingenbergstraße 26
 D-32758 Detmold
 Germany

www.weidmueller.com

Accessories

Crosshead screwdriver Phillips



VDE insulated crosshead screwdriver, for Phillips screws, SDIK PH DIN 7438, ISO 8764/2-PH, output to ISO 8764-PH, SoftFinish grip

General ordering data

Type	SDIK PH1 X 80	Version	
Order No.	2749890000	Screwdriver, Blade width (B): 1 mm, 80 mm, Blade thickness (A): 1	
GTIN (EAN)	4050118897098		
Qty.	1 ST		

Slotted screwdriver




VDE insulated slot-head screwdriver, SDI DIN 7437, ISO 2380/2, drive output acc. to DIN 5264, ISO 2380/1. SoftFinish grip

General ordering data

Type	SDIS 1.0X5.5X125	Version	
Order No.	2749850000	Screwdriver, Blade width (B): 5.5 mm, Blade length: 125 mm, Blade thickness (A): 1 mm	
GTIN (EAN)	4050118897050		
Qty.	1 ST		

Blank



ESG is the tried-and-tested marker in MultiCard format for use on many well-known electrical devices. The result is high-quality device marking with a high-contrast appearance.

Various types are available for devices from manufacturers like Siemens, ABB, Beckhoff etc.

Advantages at a glance:

- Tags for universal usage, self-adhesive or clip-on tags, depending on type
- For aligned equipment, e.g. circuit breakers, we supply ESG markers for clipping onto tag rails
- Individual laser-quality printing according to specifications

For custom printing: Please send us a file of our labeling software M-Print PRO or M-Print PRO Online (without installation) for your labeling specifications.

VPU AC II 3+1 R 300/50 Y

Weidmüller Interface GmbH & Co. KG
Klingenbergstraße 26
D-32758 Detmold
Germany

www.weidmueller.com

Accessories

General ordering data

Type	ESG 6/15 K MC NE WS	Version	
Order No.	1880100000	ESG, Device markers x 15 mm, PA 66, Colour: white, Self-adhesive	
GTIN (EAN)	4032248478781		
Qty.	200 ST		

VPU Series



Extensive accessories round off the product range

General ordering data

Type	VPU AC EXTENDER	Version	
Order No.	3123500000		
GTIN (EAN)	4099987270175		
Qty.	8 ST		

Spare arrester



In the event of a defective arrester, you can easily reorder this spare arrester, replace the defective arrester and thus restore protection.

General ordering data

Type	VPU AC II O 300/50 Y	Version	
Order No.	2659840000	Spare arrester, Surge protection, TN, Single-phase	
GTIN (EAN)	4050118679403		
Qty.	1 ST		
Type	VPU AC II O N-PE 305/65...	Version	
Order No.	2659950000	Spare arrester, Surge protection, TT nur für N-PE	
GTIN (EAN)	4050118679397		
Qty.	1 ST		


VPU AC II 3+1 R 300/50 Y

Weidmüller Interface GmbH & Co. KG
Klingenbergstraße 26
D-32758 Detmold
Germany

www.weidmueller.com

Accessories

VPU Series



Extensive accessories round off the product range

General ordering data

Type	VPU LOCKING CLIP S	Version	
Order No.	2735080000		
GTIN (EAN)	4050118826050		
Qty.	10 ST		
Type	PLUG VPU AC	Version	
Order No.	2855300000		
GTIN (EAN)	4064675533283		
Qty.	10 ST		