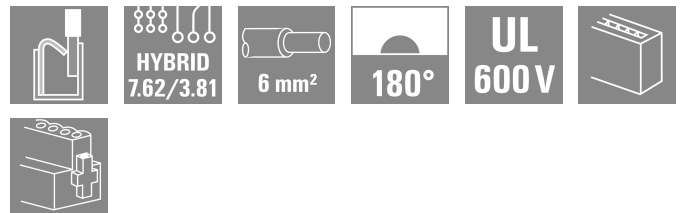



**BVFL 7.62HP/04/180MSF3 BCF/08R SN BK BX**

**Weidmüller Interface GmbH & Co. KG**  
 Klingenbergstraße 26  
 D-32758 Detmold  
 Germany

www.weidmueller.com

**Product image**


180° female plug with energy and signal contacts in PUSH IN wire connection in 7.62 pitch.

Fulfils the IEC 61800-5-1 requirement and for the energy contact UL 1059 ClassC 600 V. With adjustable, self-locking pusher for opening the contact point. The self-locking middle flange with automatic interlock reduces the space requirements by one pitch width in comparison with conventional solutions. Optionally also available with additional mounting screw.

**General ordering data**

Version	PCB plug-in connector, female plug, 7.62 mm, Number of poles: 4, 180°, PUSH IN with actuator, Clamping range, max. : 6 mm <sup>2</sup> , Box
Order No.	<a href="#">2629260000</a>
Type	BVFL 7.62HP/04/180MSF3 BCF/08R SN BK BX
GTIN (EAN)	4050118633276
Qty.	36 items
Product data	IEC: 1000 V / 38 A / 0.5 - 6 mm <sup>2</sup> UL: 600 V / 35 A / AWG 24 - AWG 8
Packaging	Box

**BVFL 7.62HP/04/180MSF3 BCF/08R SN BK BX**

**Weidmüller Interface GmbH & Co. KG**  
 Klingenbergstraße 26  
 D-32758 Detmold  
 Germany

www.weidmueller.com

**Technical data**
**Approvals**

Approvals



ROHS	Conform
UL File Number Search	<a href="#">UL Website</a>
Certificate No. (cURus)	E60693

**Dimensions and weights**

Net weight	31.98 g
------------	---------

**Environmental Product Compliance**

RoHS Compliance Status	Compliant without exemption
REACH SVHC	No SVHC above 0.1 wt%

**System Parameters**

Product family	OMNIMATE Power - series BV/SV 7.62HP	Type of connection	Field connection
Wire connection method	PUSH IN with actuator	Pitch in mm (P)	7.62 mm
Pitch in inches (P)	0.300 "	Conductor outlet direction	180°
Number of poles	4	L1 in mm	30.48 mm
L1 in inches	1.200 "	L2 in mm	11.43 mm
L2 in inch	0.450 "	Number of rows	1
Pin series quantity	1	Rated cross-section	6 mm <sup>2</sup>
Touch-safe protection acc. to DIN VDE 57 106	Safe from finger touch	Touch-safe protection acc. to DIN VDE 0470	IP 20
Volume resistance	4.50 mΩ	Can be coded	Yes
Stripping length	12 mm	Tightening torque for screw flange, min.	0.2 Nm
Tightening torque for screw flange, max.	0.3 Nm	Screwdriver blade	0.6 x 3.5
Plugging cycles	25		

**Material data**

Insulating material	PA GF	Colour	black
Colour of operational elements	white	Colour chart (similar)	RAL 9011
Insulating material group	II	Comparative Tracking Index (CTI)	≥ 500
Moisture Level (MSL)		UL 94 flammability rating	V-0
Contact material	Cu-alloy	Contact surface	tinned
Layer structure of plug contact	6...8 μm Sn glossy	Storage temperature, min.	-40 °C
Storage temperature, max.	70 °C	Operating temperature, min.	-50 °C
Operating temperature, max.	125 °C	Temperature range, installation, min.	-25 °C
Temperature range, installation, max.	125 °C		

**Conductors suitable for connection**

Clamping range, min.	0.5 mm <sup>2</sup>
Clamping range, max.	6 mm <sup>2</sup>
Solid, min. H05(07) V-U	0.5 mm <sup>2</sup>
Solid, max. H05(07) V-U	6 mm <sup>2</sup>
Flexible, min. H05(07) V-K	0.5 mm <sup>2</sup>
Flexible, max. H05(07) V-K	6 mm <sup>2</sup>
w. plastic collar ferrule, DIN 46228 pt 4, 0.5 mm <sup>2</sup> min.	

## BVFL 7.62HP/04/180MSF3 BCF/08R SN BK BX

**Weidmüller Interface GmbH & Co. KG**  
 Klingenbergstraße 26  
 D-32758 Detmold  
 Germany

www.weidmueller.com

## Technical data

w. plastic collar ferrule, DIN 46228 pt 4, 6 mm<sup>2</sup>  
 max.

w. wire end ferrule, DIN 46228 pt 1, 0.5 mm<sup>2</sup>  
 min.

w. wire end ferrule, DIN 46228 pt 1, 6 mm<sup>2</sup>  
 max.

Clampable conductor	Cross-section for conductor connection	Type	fine-wired
		nominal	0.5 mm <sup>2</sup>
wire end ferrule	Stripping length	nominal	14 mm
		Recommended wire-end ferrule	<a href="#">H0.5/18 OR</a>
Clampable conductor	Cross-section for conductor connection	Type	fine-wired
		nominal	1 mm <sup>2</sup>
wire end ferrule	Stripping length	nominal	15 mm
		Recommended wire-end ferrule	<a href="#">H1.0/18 GE</a>
Clampable conductor	Cross-section for conductor connection	Type	fine-wired
		nominal	1.5 mm <sup>2</sup>
wire end ferrule	Stripping length	nominal	15 mm
		Recommended wire-end ferrule	<a href="#">H1.5/18D SW</a>
Clampable conductor	Stripping length	nominal	12 mm
		Recommended wire-end ferrule	<a href="#">H1.5/12</a>
Clampable conductor	Cross-section for conductor connection	Type	fine-wired
		nominal	0.75 mm <sup>2</sup>
wire end ferrule	Stripping length	nominal	14 mm
		Recommended wire-end ferrule	<a href="#">H0.75/18 W</a>
Clampable conductor	Cross-section for conductor connection	Type	fine-wired
		nominal	2.5 mm <sup>2</sup>
wire end ferrule	Stripping length	nominal	14 mm
		Recommended wire-end ferrule	<a href="#">H2.5/19D BL</a>
Clampable conductor	Stripping length	nominal	12 mm
		Recommended wire-end ferrule	<a href="#">H2.5/12</a>
Clampable conductor	Cross-section for conductor connection	Type	fine-wired
		nominal	4 mm <sup>2</sup>
wire end ferrule	Stripping length	nominal	12 mm
		Recommended wire-end ferrule	<a href="#">H4.0/12</a>
Clampable conductor	Stripping length	nominal	14 mm
		Recommended wire-end ferrule	<a href="#">H4.0/20D GR</a>
Clampable conductor	Cross-section for conductor connection	Type	fine-wired
		nominal	6 mm <sup>2</sup>
wire end ferrule	Stripping length	nominal	14 mm
		Recommended wire-end ferrule	<a href="#">H6.0/20 SW</a>
Clampable conductor	Stripping length	nominal	12 mm
		Recommended wire-end ferrule	<a href="#">H6.0/12</a>

Reference text The outside diameter of the plastic collar should not be larger than the pitch (P). Length of ferrules is to be chosen depending on the product and the rated voltage.

**BVFL 7.62HP/04/180MSF3 BCF/08R SN BK BX**

**Weidmüller Interface GmbH & Co. KG**  
 Klingenbergstraße 26  
 D-32758 Detmold  
 Germany

www.weidmueller.com

**Technical data**

**Rated data acc. to IEC**

tested acc. to standard	IEC 60664-1, IEC 61984	Rated current, min. number of poles (Tu=20°C)	38 A
Rated current, max. number of poles (Tu=20°C)	38 A	Rated current, min. number of poles (Tu=40°C)	34 A
Rated current, max. number of poles (Tu=40°C)	34 A	Rated voltage for surge voltage class / pollution degree II/2	1000 V
Rated voltage for surge voltage class / pollution degree III/2	1000 V	Rated voltage for surge voltage class / pollution degree III/3	800 V
Rated impulse voltage for surge voltage class/ pollution degree II/2	6 kV	Rated impulse voltage for surge voltage class/ pollution degree III/2	8 kV
Rated impulse voltage for surge voltage class/ contamination degree III/3	8 kV	Short-time withstand current resistance	3 x 1s with 420 A
Creepage distance, min.	12.7 mm	Clearance, min.	10.4 mm

**Rated data acc. to UL 1059**

Institute (cURus)	CURUS	Certificate No. (cURus)	E60693
Rated voltage (Use group B / UL 1059)	600 V	Rated voltage (Use group C / UL 1059)	600 V
Rated voltage (Use group D / UL 1059)	600 V	Rated current (Use group B / UL 1059)	35 A
Rated current (Use group C / UL 1059)	35 A	Rated current (Use group D / UL 1059)	5 A
Wire cross-section, AWG, min.	AWG 24	Wire cross-section, AWG, max.	AWG 8
Reference to approval values	Specifications are maximum values, details - see approval certificate.		

**Packing**

Packaging	Box	VPE length	338.00 mm
VPE width	130.00 mm	VPE height	54.00 mm

**Technical data - hybrid**

Pitch in mm (Signal)	3.81 mm	Pitch in inches (Signal)	0.15 inch
Number of poles (Signal)	8	L2 in mm	11.43 mm
L2 in inch	0.450 "	Number of rows (Signal)	2
Contact material (Signal)	CuMg	Contact surface (Signal)	tinned
Layer structure of the plug contact (Signal)	1-3 μ Ni / 4-8 μ Sn	Rated voltage for overvoltage class/ pollution severity level II/2 (Signal)	400 V
Rated voltage for overvoltage class/ pollution severity level III/2 (Signal)	320 V	Rated voltage for overvoltage class/ pollution severity level III/3 (Signal)	200 V
Rated impulse voltage for overvoltage class/pollution severity level II/2 (Signal)	4 kV	Rated impulse voltage for overvoltage class/pollution severity level III/2 (Signal)	4 kV
Rated impulse voltage for overvoltage class/pollution severity level III/3 (Signal)	4 kV	Short-time withstand current resistance	3 x 1s with 80 A
Rated voltage (Use group B / CSA) (Signal)	300 V	Rated voltage (Use group C / CSA) (Signal)	50 V
Rated voltage (Use group D / CSA) (Signal)	300 V	Rated current (Use group B / CSA) (Signal)	9 A
Rated current (Use group C / CSA) (Signal)	9 A	Rated current (Use group D / CSA) (Signal)	9 A
Wire connection cross-section AWG (Signal)	AWG 24...AWG 16	Rated voltage (Use group B / UL 1059) (Signal)	300 V
Rated voltage (Use group C / UL 1059) (Signal)	50 V	Rated voltage (Use group D / UL 1059) (Signal)	300 V
Rated current (Use group B / UL 1059) (Signal)	5 A	Rated current (Use group C / UL 1059) (Signal)	5 A

## BVFL 7.62HP/04/180MSF3 BCF/08R SN BK BX

**Weidmüller Interface GmbH & Co. KG**  
 Klingenbergstraße 26  
 D-32758 Detmold  
 Germany

www.weidmueller.com

## Technical data

Rated current (Use group D / UL 1059) 5 A  
 (Signal)

Connector cross-section (Signal) AWG 26...AWG 16

### Conductors that can be connected - Hybrid

Clamping range, rated connection (Power) 0.5...10 mm<sup>2</sup>

Connector cross-section (Power) AWG 24...AWG 8

solid, H05(07) V-U (Power) 0.5...10 mm<sup>2</sup>

flexible, H05(07) V-K (Power) 0.5...6 mm<sup>2</sup>

with wire-end ferrule with collar (Power) 0.5...6 mm<sup>2</sup>

with wire-end ferrule according to DIN 46 228/1 (Power) 0.5...6 mm<sup>2</sup>

Clamping range, rated connection (Signal) 0.2...1.5 mm<sup>2</sup>

Connector cross-section AWG (Signal) AWG 26...AWG 16

solid, H05(07) V-U (Signal) 0.14...1.5 mm<sup>2</sup>

flexible, H05(07) V-K (Signal) 0.14...1.5 mm<sup>2</sup>

with wire-end ferrule with collar, DIN 46 228/4 (Signal) 0.25...1.5 mm<sup>2</sup>

with wire-end ferrule according to DIN 46 228/1 (Signal) 0.25...1.5 mm<sup>2</sup>

### Important note

IPC conformity

Conformity: The products are developed, manufactured and delivered according international recognized standards and norms and comply with the assured properties in the data sheet resp. fulfill decorative properties in accordance with IPC-A-610 "Class 2". Further claims on the products can be evaluated on request.

Notes

- Technical specifications refer to the power contacts
- Technical data of signal contacts: 50V / 5A, stripping length 8mm
- Additional variants on request
- Rated current related to rated cross-section & min. No. of poles.
- Wire end ferrule with plastic collar to DIN 46228/4
- Wire end ferrule without plastic collar to DIN 46228/1
- Rated data refer only to the component itself. Clearance and creepage distances to other components are to be designed in accordance with the relevant application standards.
- Additional pole combinations on request
- In accordance with IEC 61984, OMNIMATE-connectors are connectors without breaking capacity (COC). During designated use, connectors are not allowed to be engaged or disengaged when live or under load
- Long term storage of the product with average temperature of 50 °C and maximum humidity 70%, 36 months

### Classifications

ETIM 8.0	EC002638	ETIM 9.0	EC002638
ETIM 10.0	EC002638	ECLASS 14.0	27-46-03-02
ECLASS 15.0	27-46-03-02		


**BVFL 7.62HP/04/180MSF3 BCF/08R SN BK BX**

Weidmüller Interface GmbH & Co. KG  
 Klingenbergstraße 26  
 D-32758 Detmold  
 Germany

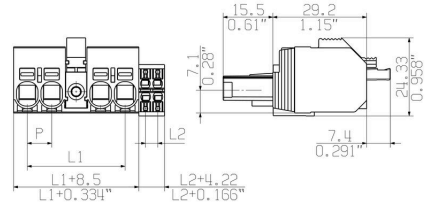
www.weidmueller.com

Drawings

Product image

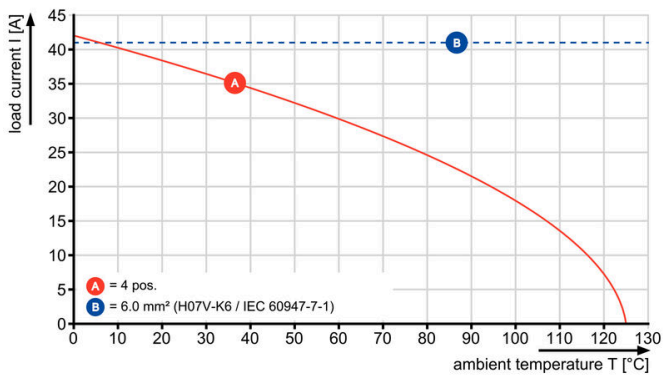


Dimensional drawing



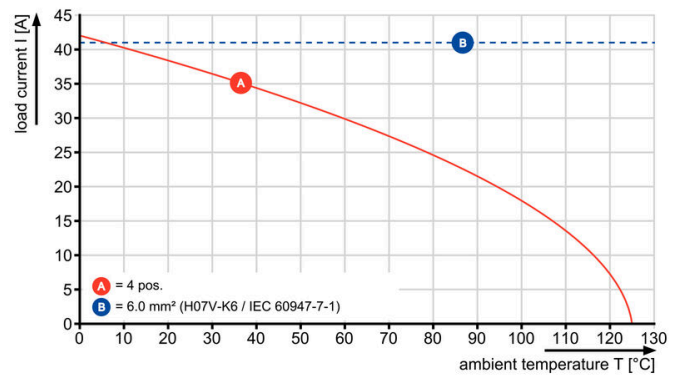
Graph

BVF 7.62HP/180 & BCF - SV 7.62HP/90 & SC




Graph

BVF 7.62HP/180 & BCF - SV 7.62HP/90 & SC



Product benefits



Single-handed operation Automatic latching

## BVFL 7.62HP/04/180MSF3 BCF/08R SN BK BX

**Weidmüller Interface GmbH & Co. KG**  
 Klingenbergstraße 26  
 D-32758 Detmold  
 Germany

www.weidmueller.com

## Accessories

### Coding elements



The pluggable connections for power electronics - optimised for modern drive technologies, e.g. motor starters, frequency converters and servo-controllers. OMNIMATE Power sets the new standard – with increased safety and innovative solutions such as the pluggable shield, integrated signal contacts and one-handed operation.

The three product lines offer you further advantages:

- Application-oriented scalability: from the compact 4 mm<sup>2</sup> connector for 29 A (IEC) or 20 A (UL) up to the sturdy 16 mm<sup>2</sup> connector for 76 A (IEC) or 54 A (UL)
- Unlimited usage up to 1,000 V (IEC) or 600 V (UL)
- A variety of application optimised mounting options

Our service:

Design your individual connectors simply by using the product configurator.

### General ordering data

Type	BV/SV 7.62HP KO	Version	
Order No.	<a href="#">1937590000</a>	PCB plug-in connector, Accessories, Coding element, black, Number	
GTIN (EAN)	4032248608881	of poles: 1	
Qty.	50 ST		

### Shielding



The pluggable connections for power electronics - optimised for modern drive technologies, e.g. motor starters, frequency converters and servo-controllers. OMNIMATE Power sets the new standard – with increased safety and innovative solutions such as the pluggable shield, integrated signal contacts and one-handed operation.

The three product lines offer you further advantages:

- Application-oriented scalability: from the compact 4 mm<sup>2</sup> connector for 29 A (IEC) or 20 A (UL) up to the sturdy 16 mm<sup>2</sup> connector for 76 A (IEC) or 54 A (UL)
- Unlimited usage up to 1,000 V (IEC) or 600 V (UL)
- A variety of application optimised mounting options

Our service:

Design your individual connectors simply by using the product configurator.

### General ordering data

Type	BVF 7.62HP SH150 4-6 KIT	Version	
Order No.	<a href="#">1118480000</a>	PCB plug-in connector, Accessories, For a shield connection, black,	
GTIN (EAN)	4032248899449	Number of poles: 0	
Qty.	25 ST		
Type	BVF 7.62HP SH180 4-6 KIT	Version	
Order No.	<a href="#">1118470000</a>	PCB plug-in connector, Accessories, For a shield connection, black,	
GTIN (EAN)	4032248899456	Number of poles: 0	
Qty.	25 ST		

## BVFL 7.62HP/04/180MSF3 BCF/08R SN BK BX

**Weidmüller Interface GmbH & Co. KG**  
 Klingenbergstraße 26  
 D-32758 Detmold  
 Germany

www.weidmueller.com

## Accessories

Type	BVF 7.62HP SH210 4-6 KIT	Version	
Order No.	<a href="#">1118490000</a>	PCB plug-in connector, Accessories, For a shield connection, black,	
GTIN (EAN)	4032248899302	Number of poles: 0	
Qty.	25 ST		

## Crimping tools



Crimping tools for wire end ferrules, with and without plastic collars

- Ratchet guarantees precise crimping
- Release option in the event of incorrect operation

## General ordering data

Type	PZ 6/5	Version	
Order No.	<a href="#">9011460000</a>	Pressing tool, Crimping tool for wire-end ferrules, 0.25mm <sup>2</sup> , 6mm <sup>2</sup> ,	
GTIN (EAN)	4008190165352	Trapezoidal indentation crimp	
Qty.	1 ST		

## Slotted screwdriver



Slotted screwdriver with rounded blade SD DIN 5265, ISO 2380/2, output to DIN 5264, ISO 2380/1. ChromTop tip, SoftFinish grip

## General ordering data


Type	SDS 0.6X3.5X100	Version	
Order No.	<a href="#">9008330000</a>	Screwdriver, Screwdriver	
GTIN (EAN)	4032248056286		
Qty.	1 ST		

**BVFL 7.62HP/04/180MSF3 BCF/08R SN BK BX**

**Weidmüller Interface GmbH & Co. KG**  
 Klingenbergstraße 26  
 D-32758 Detmold  
 Germany

**Counterpart**

www.weidmueller.com

**SV 7.62HP / SC 3.81 270MSF**


Combined 270° male header with power and signal contacts incl. self-locking middle flange interlock with a 7.62 pitch.

Enables simultaneous connection of power, signals and (optional) EMC shielding. Ideal for connecting servo and asynchronous drives.

Meets the requirements of IEC 61800-5-1 and enables UL approval as per UL840 600 V when combined with female header BVF 7.62HP/...BCF..R...


Without a female header, the mating profile guarantees minimum power-contact touch-safety of >3 mm with 20 N pressure on the test finger.

The self-locking middle flange reduces the space requirements by one pitch width in comparison with conventional solutions.

Optionally on request: without flange fastening, with additional screw mount or with soldered flange fastening.

**General ordering data**

Type	SV 7.62HP/04/270MSF3 SC...	Version
Order No.	<a href="#">2628130000</a>	PCB plug-in connector, male header, closed side, Middle screw flange,
GTIN (EAN)	4050118632071	THT solder connection, 7.62 mm, Number of poles: 4, 270°, Solder
Qty.	30 ST	pin length (l): 3.5 mm, tinned, black, Box

**SV 7.62HP / SC 3.81 90MSF**


Combined 90° male header with power and signal contacts in PUSH IN connection technology incl. self-locking middle flange interlock and (optional) pluggable shield connection with a 7.62 pitch.

Enables simultaneous connection of power, signals and (optional) EMC shielding. Ideal for connecting servo and asynchronous drives.

Meets the requirements of IEC 61800-5-1 and enables UL approval as per UL840 600 V when combined with female header BVF 7.62HP/...BCF..R...

Without a female header, the mating profile guarantees minimum power-contact touch-safety of >3 mm with 20 N pressure on the test finger.

The self-locking middle flange reduces the space requirements by one pitch width in comparison with conventional solutions.

Optionally on request: without flange fastening, with additional screw mount or with soldered flange fastening.

**General ordering data**


Type	SV 7.62HP/04/90MSF3 SC/...	Version
Order No.	<a href="#">2628310000</a>	PCB plug-in connector, male header, closed side, Middle screw flange,
GTIN (EAN)	4050118632248	THT solder connection, 7.62 mm, Number of poles: 4, 90°, Solder pin
Qty.	30 ST	length (l): 3.5 mm, tinned, black, Box

**BVFL 7.62HP/04/180MSF3 BCF/08R SN BK BX**

**Weidmüller Interface GmbH & Co. KG**  
 Klingenbergstraße 26  
 D-32758 Detmold  
 Germany

**Counterpart**

www.weidmueller.com

**SV-SMT 7.62HP / SC 3.81 270 MSF**


OMNIMATE Power BV / SV 7.62HP Hybrid – for power, signals and EMC


Three functions in one!

The OMNIMATE Power Hybrid connector provides developers and users with the perfect three-in-one solution.

This hybrid motor connector simultaneously unites power, signals and pluggable EMC shield support. Thus you save space on the PCB, on the outer side of the housing, and in the electrical cabinet. The self-snapping one-handed interlock mechanism requires only one plugging step and thus speeds up installation and maintenance procedures. It is easy to handle and interlocks automatically – even in difficult installation positions. The unique shielding shape and slender 30° wire entry enable a space savings of up to 10 cm between rows.

**General ordering data**

Type	SV-SMT 7.62HP/04/270MSF...	Version
Order No.	<a href="#">2627250000</a>	PCB plug-in connector, male header, closed side, Middle screw flange,
GTIN (EAN)	4050118631128	THT/THR solder connection, 7.62 mm, Number of poles: 4, 270°,
Qty.	24 ST	Solder pin length (l): 2.6 mm, tinned, black, Box

**SV-SMT 7.62HP / SC 3.81 90 MSF**


OMNIMATE Power BV / SV 7.62HP Hybrid – for power, signals and EMC

Three functions in one!

The OMNIMATE Power Hybrid connector provides developers and users with the perfect three-in-one solution.

This hybrid motor connector simultaneously unites power, signals and pluggable EMC shield support. Thus you save space on the PCB, on the outer side of the housing, and in the electrical cabinet. The self-snapping one-handed interlock mechanism requires only one plugging step and thus speeds up installation and maintenance procedures. It is easy to handle and interlocks automatically – even in difficult installation positions. The unique shielding shape and slender 30° wire entry enable a space savings of up to 10 cm between rows.

**General ordering data**

Type	SV-SMT 7.62HP/04/90MSF3...	Version
Order No.	<a href="#">2627050000</a>	PCB plug-in connector, male header, closed side, Middle screw flange,
GTIN (EAN)	4050118630954	THT/THR solder connection, 7.62 mm, Number of poles: 4, 90°,
Qty.	30 ST	Solder pin length (l): 2.6 mm, tinned, black, Box