

D-SUB F6.1 T09VN 3.2N2 TY GY

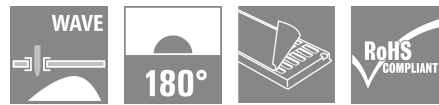

Weidmüller Interface GmbH & Co. KG

Klingenbergstraße 26

D-32758 Detmold

Germany

www.weidmueller.com



The product range encompasses the following designs:

- 90°, lying (horizontal) and 180°, standing (vertical)
- Flange design as drilled hole, UNC 4-40 threaded nut and UNC 4-40 threaded bolt
- Stamped contacts (Rated current: 3 A)
- THT soldering process
- Wide range of different design types, also with snap-on clip
- Packed in tray (TY)
- Extended temperature range of -55 °C to +85 °C for maximum performance
- Design in accordance with IEC 60807-3 (IEC 807-3) and DIN 41652

General ordering data

Version	OMNIMATE Data - D-SUB connector, female header, Hole, THT solder connection, Pitch in mm (P): 2.77 mm, Number of poles: 9, $\geq 50 \mu\text{m}$ Ni / $\geq 1 \mu\text{m}$ Au, PBT glass fibre reinforced UL 94 V-0, grey, Tray (manual assembly)
Order No.	2626650000
Type	D-SUB F6.1 T09VN 3.2N2 TY GY
GTIN (EAN)	4050118663600
Qty.	50 items
Packaging	Tray (manual assembly)
Delivery status	This article will no longer be available in the future.
Available until	2024-08-31T00:00:00+02:00

Creation date 25.02.2026 06:08:42 MEZ

Catalogue status / Drawings

D-SUB F6.1 T09VN 3.2N2 TY GY

Weidmüller Interface GmbH & Co. KG
 Klingenbergstraße 26
 D-32758 Detmold
 Germany

www.weidmueller.com

Technical data**Approvals**

Approvals



ROHS	Conform
UL File Number Search	UL Website
Certificate No. (UR)	E92202

Dimensions and weights

Depth	12.55 mm	Depth (inches)	0.4941 inch
Width	30.81 mm	Width (inches)	1.213 inch
Net weight	5.5 g		

Environmental Product Compliance

RoHS Compliance Status	Compliant without exemption
REACH SVHC	No SVHC above 0.1 wt%

System specifications

Number of poles	9
Solder pin length (l)	4.6 mm
Mounting onto the PCB	THT solder connection
Pitch in inches (P)	0.109 "
Shielding material	Steel
Side termination, characteristic	Hole
Type of connection	Solder connection
Solder eyelet hole diameter (D)	1.1 mm
Product family	OMNIMATE Data - D-SUB connector
Pitch in mm (P)	2.77 mm
Model	Socket connector
Outgoing elbow	180°
Shield surface	tinned
Soldering process	Manual soldering, Wave soldering
Solder pin dimensions	Octagonal
Solder pin length tolerance	Lower tolerance with prefix (reveals minimum) -0,25
	Upper tolerance with prefix (reveals maximum) +0,25
	Tolerance, unit mm
Solder pin length tolerance	+0,25 / -0,25 mm
Tolerance of solder pin position	± 0.1 mm

Electrical properties

Dielectric strength, contact / contact	1000 V AC	Volume resistance	≤20 mΩ
Nominal voltage	250 V	Rated current	3 A

Material data

Insulating material	PBT glass fibre reinforced UL 94 V-0	Colour	grey
Colour chart (similar)	RAL 7035	Moisture Level (MSL)	
UL 94 flammability rating	V-0	Contact base material	Copper alloy
Contact material	Cu-alloy	Contact surface	Au (Gold)

D-SUB F6.1 T09VN 3.2N2 TY GY

Weidmüller Interface GmbH & Co. KG
 Klingenbergstraße 26
 D-32758 Detmold
 Germany

www.weidmueller.com

Technical data

Layer structure of solder connection	≥ 50 μ" Ni / ≥ 1 μ" Au	Layer structure of plug contact	≥ 50 μ" Ni / ≥ 1 μ" Au
Storage temperature, min.	-55 °C	Storage temperature, max.	85 °C
Operating temperature, min.	-55 °C	Operating temperature, max.	105 °C

Packing

Packaging	Tray (manual assembly)	VPE length	188.00 mm
VPE width	175.00 mm	VPE height	21.00 mm

Important note

Notes

Classifications

ETIM 8.0	EC002637	ETIM 9.0	EC002637
ETIM 10.0	EC002637	ECLASS 14.0	27-46-02-01
ECLASS 15.0	27-46-02-01		

D-SUB F6.1 T09VN 3.2N2 TY GY

Weidmüller Interface GmbH & Co. KG
Klingenbergstraße 26
D-32758 Detmold
Germany

Drawings

www.weidmueller.com



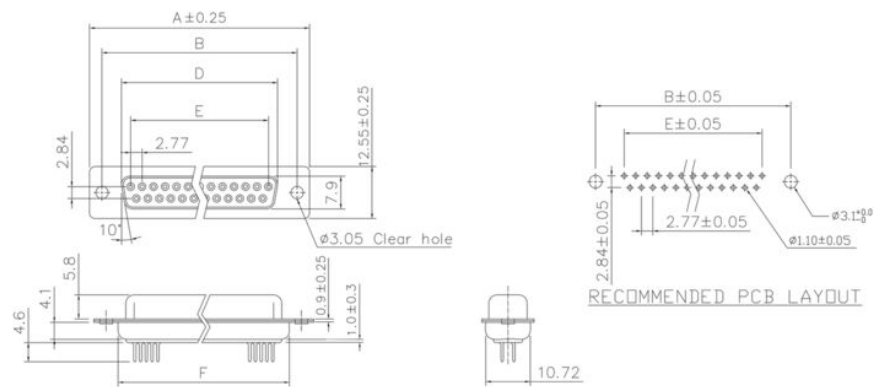
D-SUB F6.1 T09VN 3.2N2 TY GY

Weidmüller Interface GmbH & Co. KG
 Klingenbergstraße 26
 D-32758 Detmold
 Germany

Drawings

www.weidmueller.com

Scale	Free
TOLERANCE	
X.	±0.38
X.X	±0.25
X.XX	±0.13
DIM	TOL
X.°	±3°
X.X°	±1.0°
Angle	TOL



DIMENSION TABLE

POSITIONS	A±0.15	B±0.10	D±0.13	E±0.08	F±0.10
9	30.81	24.99	16.33	11.08	19.20