


VPU AC I 1+1 440/25 LCF

Weidmüller Interface GmbH & Co. KG

Klingenbergstraße 26
D-32758 Detmold
Germany

www.weidmueller.com



Weidmüller VPU I (Type I), VPU II (Type II) and VPU III (Type III) surge protection products effectively reduce the interference coupling that can occur due to transient surge voltages, even significantly below the limits prescribed by insulation co-ordination according to EN 60664-3 / DIN VDE 0110-3. This means that the whole installation is exposed to fewer malfunctions. The arresters are co-ordinated using technical means. This means that decoupling between Types I, II and III is unnecessary. The arresters are tested according to product standard IEC 61643-11 / DIN EN 61643-11 and can be installed in systems according to IEC 61643-12 / VDE 0675-6-12 and IEC 62305-4 / VDE 0185-4. This lightning and surge protection device is suited for installation in power supply systems. Weidmüller offers different products depending on the particular mains network type and voltage level. A special Type I and Type II protective device is even available for photovoltaic applications.

General ordering data

| | |
|------------|--|
| Version | Surge voltage arrester, Low voltage, Surge protection, Single-phase, TN, TT, IT with N, IT without N |
| Order No. | 2619210000 |
| Type | VPU AC I 1+1 440/25 LCF |
| GTIN (EAN) | 4050118634648 |
| Qty. | 1 items |

VPU AC I 1+1 440/25 LCF

Weidmüller Interface GmbH & Co. KG
 Klingenbergstraße 26
 D-32758 Detmold
 Germany

www.weidmueller.com

Technical data

Approvals

Approvals



ROHS Conform

Dimensions and weights

| | | | |
|------------|-------|-----------------|-------------|
| Depth | 93 mm | Depth (inches) | 3.6614 inch |
| Height | 90 mm | Height (inches) | 3.5433 inch |
| Width | 72 mm | Width (inches) | 2.8346 inch |
| Net weight | 25 g | | |

Temperatures

| | | | |
|-----------------------|----------------|---------------------|-----------------------|
| Storage temperature | -40 °C...85 °C | Ambient temperature | ...85 °C |
| Operating temperature | -40 °C...85 °C | Humidity | 5 - 95% rel. humidity |

Probability of failure

MTBF 15 a

Environmental Product Compliance

| | |
|------------------------|-----------------------------|
| RoHS Compliance Status | Compliant without exemption |
| REACH SVHC | No SVHC above 0.1 wt% |

Rated data UL

Voltage type AC

Connection data, remote alert

Connection type PUSH IN

General data

| | | | |
|---------------------------|---|--------------------|--|
| Optical function display | green = OK; red = arrester is defective - replace | Segment | Power distribution |
| Version | Surge protection | Design | Installation housing; 4TE, Insta IP 20 |
| UL 94 flammability rating | V-0 | Colour | black |
| Suitable for | Count-in installation (leakage current free) | Protection degree | IP20 in installed state |
| Mounting rail | TS 35 | Operating altitude | ≤ 2000 m |

Insulation coordination acc. to EN 50178

Surge voltage category III Pollution severity 2

Rated data IEC / EN

| | | | |
|--------------------|----|-----------------------|-------|
| Number of poles | 2 | Leakage current at Un | 5 µA |
| Signalling contact | No | Rated voltage (AC) | 400 V |

VPU AC I 1+1 440/25 LCF

Weidmüller Interface GmbH & Co. KG

 Klingenbergstraße 26
 D-32758 Detmold
 Germany

www.weidmueller.com

Technical data

| | | | |
|--|---|--|--|
| Low voltage network | Single-phase, TN, TT, IT with N, IT without N | Protection level Up at IN (N-PE) | ≤ 2.5 kV |
| Voltage type | AC | Temporary surge voltage (over-voltage) - TOV | 762 V |
| Response time / fallback time | ≤ 25 ns | Frequency range, max. | 60 Hz |
| Frequency range, min. | 50 Hz | Suitable for | Count-in installation (leakage current free) |
| Standards | IEC 61643-11, EN 61643-11 | Lightning test current limp (10/350 μs) (L-PE) | 25 kA |
| Lightning test current, limp (10/350 μs) (N-PE) | 100 kA | Requirements class, acc. to EN 61643-11 | T1, T2 |
| Requirements category acc. to IEC 61643-11 | Type I, Type II | Max. continuous voltage, U _c (AC) | 440 V |
| Max. continuous voltage, U _c (N-PE) | 440 V | Mains voltage | 400 V / 690 V |
| Discharge current I _{max} (8/20 μs) N-PE | 100 kA | Discharge current I _n (8/20 μs) N-PE | 100 kA |
| Energy coordination (≤10 m) | Type I, Type II, Type III | Rated load current I _L | 100 A |
| Discharge current I _n (8/20 μs) wire-PE | 25 kA | Discharge current I _{max} (8/20 μs) wire-PE | 100 kA |
| Protection level Up at IN (L/N-PE) | ≤ 2.5 kV | Short-circuit current rating ISCCR | 50 kA |
| Follow-on current extinguishing capability I _{fi} | Not available due for technical reasons | Integrated back-up fuse | No |

Connection data

| | | | |
|--|--------------------|--|-------------------|
| Stripping length | 13 mm | Wire connection method | Screw connection |
| Type of connection | Screw connection | Stripping length, rated connection | 13 mm |
| Tightening torque, min. | 2 Nm | Tightening torque, max. | 3 Nm |
| Clamping range, rated connection | 16 mm ² | Clamping range, min. | 6 mm ² |
| Clamping range, max. | 35 mm ² | Wire cross-section, solid, min. | 6 mm ² |
| Wire cross-section, solid, max. | 35 mm ² | Wire connection cross section, finely stranded, min. | 6 mm ² |
| Wire connection cross section, finely stranded, max. | 25 mm ² | Conductor cross-section, flexible, AEH (DIN 46228-1), min. | 6 mm ² |
| Conductor cross-section, flexible, AEH (DIN 46228-1), max. | 35 mm ² | Connection cross-section, stranded, min. | 6 mm ² |
| Connection cross-section, stranded, max. | 35 mm ² | | |

Electrical data

| | |
|--------------|----|
| Voltage type | AC |
|--------------|----|

General data

| | | | |
|-----------------|-------|-------------------|-------------------------|
| Number of poles | 2 | Protection degree | IP20 in installed state |
| Colour | black | | |

Guarantee

| | |
|---------------|---------|
| Time interval | 5 years |
|---------------|---------|

Important note

| | |
|---------------------|---|
| Product information | Only applicable to IT power systems where the earth on the distribution transformer is interconnected with the earth on the consumer side (RE=RA in Figure 44.A1 of IEC 60634-4-44:2018). For use in DC applications, please use the fuse of SIBA Type NH2XL aR/aSF DC 1500 V |
| Notes | Only applicable to IT power systems where the earth on the distribution transformer is interconnected with the earth on the consumer side (RE=RA in Figure 44.A1 of IEC 60634-4-44:2018). |

VPU AC I 1+1 440/25 LCF

Weidmüller Interface GmbH & Co. KG
Klingenbergstraße 26
D-32758 Detmold
Germany

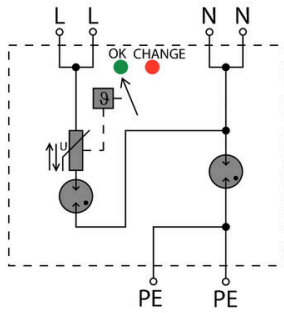
www.weidmueller.com

Technical data

Classifications

| | | | |
|-------------|-------------|-------------|-------------|
| ETIM 8.0 | EC001457 | ETIM 9.0 | EC001457 |
| ETIM 10.0 | EC001457 | ECLASS 14.0 | 27-17-12-04 |
| ECLASS 15.0 | 27-17-12-04 | | |

Electric symbol



Schematic circuit diagram

VPU AC I 1+1 440/25 LCF

Weidmüller Interface GmbH & Co. KG

Klingenbergstraße 26

D-32758 Detmold

Germany

www.weidmueller.com

Accessories

Crosshead screwdriver Phillips




VDE insulated crosshead screwdriver, for Phillips screws, SDIK PH DIN 7438, ISO 8764/2-PH, output to ISO 8764-PH, SoftFinish grip

General ordering data

| | | | |
|------------|----------------------------|---|--|
| Type | SDIK PH1 X 80 | Version | |
| Order No. | 2749890000 | Screwdriver, Blade width (B): 1 mm, 80 mm, Blade thickness (A): 1 | |
| GTIN (EAN) | 4050118897098 | | |
| Qty. | 1 ST | | |

Blank



ESG is the tried-and-tested marker in MultiCard format for use on many well-known electrical devices. The result is high-quality device marking with a high-contrast appearance.

Various types are available for devices from manufacturers like Siemens, ABB, Beckhoff etc.

Advantages at a glance:

- Tags for universal usage, self-adhesive or clip-on tags, depending on type
- For aligned equipment, e.g. circuit breakers, we supply ESG markers for clipping onto tag rails
- Individual laser-quality printing according to specifications

For custom printing: Please send us a file of our labeling software M-Print PRO or M-Print PRO Online (without installation) for your labeling specifications.

General ordering data

| | | | |
|------------|----------------------------|--|--|
| Type | ESG 6/15 K MC NE WS | Version | |
| Order No. | 1880100000 | ESG, Device markers x 15 mm, PA 66, Colour: white, Self-adhesive | |
| GTIN (EAN) | 4032248478781 | | |
| Qty. | 200 ST | | |